



COLORADO
Department of Education

2021 Innovation Schools Annual Report

Submitted to:

Governor Jared Polis

House of Representatives Education Committee

Senate Education Committee

By:

Bill Kottenstette, Colorado Department of Education

Paola Paga, Colorado Department of Education

March 2021

School Quality and Support Division/Schools of Choice Unit
201 East Colfax Avenue, Denver, CO 80203
303-866-6276
SOC@cde.state.co.us



Table of Contents

Executive Summary	3
Part I: Overview of Innovation Schools Act of 2008	4
Legislative Intent	
Organization and Structure	
Innovations Suggested	
Creating an Innovation Plan	
Process for Submitting an Innovation Plan	
Renewal Process	
Part II: Current Demographics of Innovation Schools	6
Districts of Innovation	
Innovation Schools	
Innovation Changes in 2020	
Innovation School Zones	
Part III: Description of the Innovations Implemented	12
Time	
Personnel	
Budget	
Part IV: Summary of Academic Performance of Innovation Schools	14
School Performance Framework	
Part V: Recommendations for Legislative Changes	21
Appendices	22
Appendix A: Required Components of an Innovation Plan	
Appendix B: List of Innovation Schools	



Executive Summary

The Innovation Schools Act of 2008, § 22-32.5-102, et seq. C.R.S., was designed to provide a pathway for schools and districts to develop and implement innovative practices in a wide variety of areas and contexts to improve student outcomes. The Act provides a formal process that allows schools or groups of schools to make requests to their local school boards for waivers from district-level policies and for school boards to make requests to the Colorado State Board of Education for waivers from state-level laws and regulations. The Act enables schools to better provide educational services tailored to meet the needs of their student populations.

Innovation schools are required to articulate a vision around the autonomies they are seeking, as well as to gain support from a variety of stakeholders, including teachers, administrators, and School Accountability Committee members, before receiving the innovation school designation. The innovation application process (see Appendix A) requires schools to think through the common goal and vision that will be made possible by receiving greater autonomy, as well as the policies and documents that will need to change when these innovations are implemented.

In compliance with the requirements of § 22-32.5-111, C.R.S., the Colorado Department of Education (CDE) has prepared this annual report divided into the following parts:

- Part I: Overview of the Innovation Schools Act of 2008
- Part II: Current Demographics of Innovation Schools
- Part III: Description of the Innovations Implemented
- Part IV: Summary of the Academic Performance of Innovation Schools
- Part V: Recommendations for Legislative Changes

This report builds on the format from previous years and typically includes a more detailed section regarding the academic performance of innovation schools and innovation school zones. As a result of the COVID-19 pandemic, state assessments and school performance frameworks in 2020 were suspended and therefore new data was not available for this report. Directly related to the COVID-19 pandemic is a notable decrease in the student enrollment in public schools in the 2020-21 school year (about three percent). Similarly, innovation schools saw a decrease in student enrollment.

This report includes information and data from multiple sources including, but not limited to, CDE's Innovation Schools webpage, available at <http://www.cde.state.co.us/choice/innovationschools> and CDE's Schoolview® webpage, available at <http://www.cde.state.co.us/schoolview/coloradogrowthmodel>.



Part I: Overview of the Innovation Schools Act of 2008

Legislative Intent

The General Assembly enacted the Innovation Schools Act to achieve the following purposes:

- To grant Colorado’s school districts and public schools greater ability to meet the educational needs of a diverse and constantly changing student population;
- To encourage intentionally diverse approaches to learning and education within individual school districts;
- To improve educational performance through greater individual autonomy and managerial flexibility;
- To encourage school districts to create and manage a portfolio of schools that meet a variety of education needs;
- To encourage innovation in education by providing local school communities and principals with greater control over operations with the aim of improving student achievement;
- To encourage school districts and public schools to find new ways to allocate resources for the benefit of the students they serve; and
- To hold public schools that receive greater autonomy under the Innovations School Act accountable for student academic achievement.¹

Organization and Structure

The State Board of Education (state board) may designate a school district as a “district of innovation” pursuant to § 22-32.5-107, C.R.S. This designation, which is granted only after a district has approved an innovation plan and submitted the plan to the state board, permits a district to oversee an innovation school or an innovation school zone with waivers from certain state statutes and other regulations. An “innovation school” is a school in which an innovation plan is implemented pursuant to § 22-32.5-104, C.R.S. An “innovation school zone” is a group of schools within a school district that implements an innovation zone plan pursuant to § 22-32.5-104, C.R.S. The schools within an innovation school zone share common interests, such as geographical location, education focus, grade level articulation, or other possible collaborative interests.

Innovations Suggested

In considering or creating an innovation school or an innovation school zone, the Innovation Schools Act strongly encourages local school boards to consider innovations in the following areas:

- Curriculum and academic standards and assessments²;
- Expanded accountability measures;
- Provision of services, including services targeted to specific student groups;

¹ As stated in § 22-32.5-102(2), C.R.S.

² Note, while innovation schools or zones may not waive state assessments or the requirements to implement academic standards that meet or exceed state standards, they may receive flexibility to vary from local standards or local assessments.

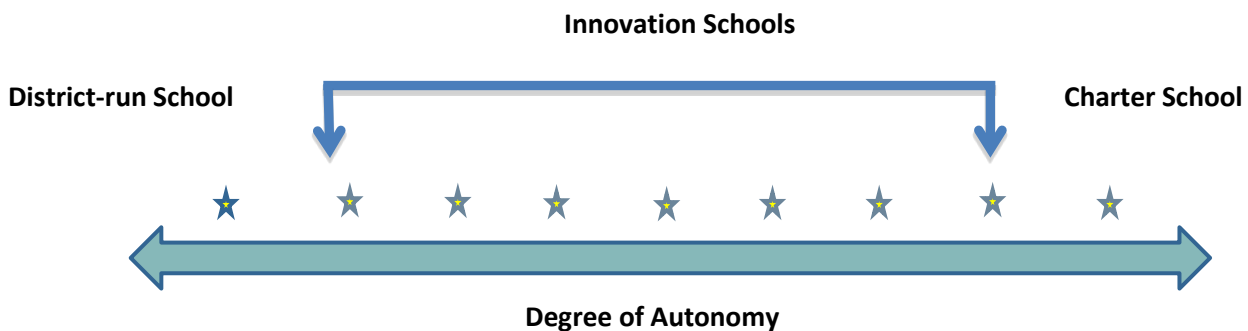
- Teacher recruitment, training, preparation, and professional development;
- Teacher employment;
- Performance expectations and evaluation procedures for principals and teachers;
- Compensation for principals, teachers, and staff;
- School governance, including operating as a community school; and
- Postsecondary workforce readiness preparation and counseling.

Creating an Innovation Plan

In the Innovation Schools Act, local school boards are encouraged to work collaboratively with the school or schools on the planning and application process for submitting an innovation plan. Developing a plan requires a school or group of schools to identify both the “innovations” or new approaches that are intended to increase the school’s ability to achieve its mission and the specific waivers from district policy, collective bargaining agreement provisions, and/or state laws and regulations that are required to give the school or schools the ability to implement the innovation.

Exhibit A, below, illustrates the varying degree of autonomy that an innovation school or innovation school zone may seek and how, depending on the amount of autonomy sought, an innovation school or an innovation school zone will operate more like either a traditional, district-run school or a charter school. For example, an innovation school may seek to waive out of district-level policies and state laws and regulations regarding only personnel practices. Conversely, another school may seek to operate free from district-level policies and state law and regulations relating to the school calendar, budget management, curriculum, and instructional practices, in addition to personnel practices. The former school would operate more like a traditional, district-run school, whereas the latter school would operate more like a charter school.

Exhibit A: Range of Autonomy for Innovation Schools



A proposed innovation school or innovation school zone must demonstrate that it has received majority support from teachers, administrators, and School Accountability Committee members, and must also provide a statement of the level of support from classified school staff, parents, students, and the surrounding community of the school(s). Because stakeholders at all levels are able to contribute to a plan, design elements often seek to address many stakeholders’ ideas and concerns.



Process for Submitting an Innovation Plan

After a public school or a group of public schools creates a plan, it is then submitted to a local school board for approval. Once submitted, the local school board must either approve or deny the plan within 60 days. If the local school board denies the plan, a written explanation with the basis for the decision must be provided to the school or the group of schools that submitted the plan. The school or the group of schools may resubmit an amended plan to the local school board at any time after denial. Unlike charter school applicants, innovation school applicants do not have a right to appeal the denial of a plan to the state board. If the local school board approves the plan, the local board may submit the plan to the state board on behalf of the school(s) for approval and then, upon approval by the state board, the school(s) is/are designated as an innovation school or an innovation school zone.

For a list of statutory requirements for innovation school plans and a list of additional statutory requirements specific to zone plans, please see Appendix A of this report. More information, including copies of state board approved innovation school applications, is available on CDE's Innovation Schools webpage at:

<http://www.cde.state.co.us/choice/innovationschools>.

Renewal Process

Three years after a local school board approves an innovation school or zone plan, the local school board is required to review the level of performance of the innovation school and each school included in an innovation zone and determine whether the innovation school or innovation zone is achieving academic performance results as identified in the innovation plan. The local school board, in collaboration with a school or a zone, may revise the innovation plan as necessary to improve or continue to improve academic performance at the school or zone. If the local school board finds that the students within an innovation school are not improving academically, the local school board may revoke the school's innovation status. If the local school board finds that the students enrolled in a school within an innovation zone are not improving academically, the local school board may remove the underperforming school from the innovation zone or revoke the innovation zone's status.

Part II: Current Demographics of Innovation Schools

Districts of Innovation

Currently, there are 16 districts of innovation in Colorado. Denver Public Schools (DPS) was the first district of innovation (designated in 2009); whereas Jefferson County Public Schools is the newest district of innovation (designated in 2018). Colorado's largest district of innovation is DPS, which has 53 innovation schools. Based on 2020-21 October Count data, DPS currently serves 23,462 students (26 percent of its total PK-12 student population) through innovation schools.

Kit Carson Schools, Colorado's smallest district of innovation, has two schools: an innovation PK-5 school and an innovation 6-12 school. Kit Carson currently serves its entire PK-12 student population of 97 students through these innovation schools. Three other districts currently serve their entire student population through innovation schools. Burlington School District RE-6J serves 747 PK-12 students, Holyoke School District serves 584 PK-12 students, and Mancos School District serves 465 PK-12 students. Table 1 shows student enrollment information related to each district of innovation.



TABLE 1: Student Enrollment in Districts of Innovation for the 2020-21 School Year

District Name	# of Innovation Schools	District Student Count	Innovation Student Count	% of Total Students in Innovation
Adams 12 Five Star Schools	1	36,654	339	1%
Adams Arapahoe 28J	5	37,907	4,100	11%
Burlington RE-6J	3	747	747	100%
Delta County 50(J)	1	4,793	120	3%
Denver County 1	53	89,061	23,462	26%
District 49	11	23,984	8,723	36%
Greeley 6	5	21,883	2,089	10%
Holyoke RE-1J	3	584	584	100%
Jefferson County R-1	1	80,088	415	1%
Kit Carson R-1	2	97	97	100%
Mancos RE-6	4	465	465	100%
Montrose County RE-1J	1	5,836	588	10%
Pueblo City 60	7	15,205	2,793	18%
Thompson R2-J	2	14,965	515	3%
Westminster Public Schools	4	8,373	1,369	16%
Widefield 3	4	9,169	2,133	23%
Total	107	349,811	48,539	14%³

Data Source: 2020-21 Student October Count, CDE’s Accountability Analytics Unit

Table 2 shows the years in which the state board approved each district of innovation and the growth of student enrollment within schools of innovation in each district from the 2009-10 school year through the 2020-21 school year.

TABLE 2: Student Enrollment within Innovation Schools in Districts of Innovation by School Year

District Name ⁴	2009-10	2010-11	2011-12	2012-13	2013-14	2014-15	2015-16	2016-17	2017-18	2018-19	2019-20	2020-21
Denver 1	1,395	3,630	7,204	10,702	13,180	17,066	18,438	20,963	21,991	22,586	22,919	23,462

³ This number reflects the percentage of students in these 16 districts which are served in innovation schools.

⁴ District names have been modified in this table.



District Name ⁵	2009-10	2010-11	2011-12	2012-13	2013-14	2014-15	2015-16	2016-17	2017-18	2018-19	2019-20	2020-21
C.S. 11 ⁶		1,007	996	977	0	0	0	0	0	0	0	0
Kit Carson			120	110	114	108	128	126	109	108	109	97
District 49				6,934	7,560	7,991	8,042	9,475	9,445	9,657	9,217	8,723
Pueblo City					1,260	1,261	1,262	2,691	3,211	3,154	3,147	2,793
Westminster					184	264	283	396	653	932	1,340	1,369
Delta Co						149	150	148	144	150	145	120
Greeley 6							141	208	2,190	2,171	2,108	2,089
Holyoke							594	581	583	577	587	584
Montrose 1J							585	554	614	609	643	588
Aurora 28J								4,922	4,567	4,380	4,470	4,100
Burlington								775	781	788	778	747
Widefield 3								406	452	494	2,212	2,133
Adams 12									446	430	413	339
Mancos RE-6									500	497	507	465
Thompson									558	565	569	515
JeffCo R-1										443	457	415
TOTAL	1,395	4,637	8,320	18,723	22,298	26,839	29,623	41,245	46,244	47,541	49,621	48,539

Data Source: 2010-2021 Student October Count, CDE’s Accountability Analytics Unit

Table 3 shows the student demographic information for the four innovation districts which currently service their entire student population through innovation schools. Student groups that contain fewer than 16 students are not displayed because of data privacy and are reflected as “n<16.”

TABLE 3: 2020-21 Demographic Information for Districts Serving Entire Population through Innovation Schools

District Name	Student Count (#)	FRL Eligible (%)	Minority Students (%)	English Learners (%)	Students with IEPs (%)
Burlington RE-6J	747	57.6	46.6	21.7	12.9
Holyoke Re-1J	584	58.7	48.6	25.3	13.9
Kit Carson R-1	97	27.8	20.6	n<16	n<16
Mancos Re-6	465	48.0	29.2	8.8	12.3

Data Source: 2020-21 Student October Count, CDE’s Accountability Analytics Unit

Figure 1 shows the demographic information for all other districts of innovation and the district average for each student group. The district numbers indicate the percentages for total student population of the district. Due to a small student population, distributions for English Learners for Jefferson County and Delta School District innovation schools could not be displayed.

⁵ District names have been modified in this table.

⁶ Colorado Springs District 11 was a district of innovation from August 2010 to June 2013.

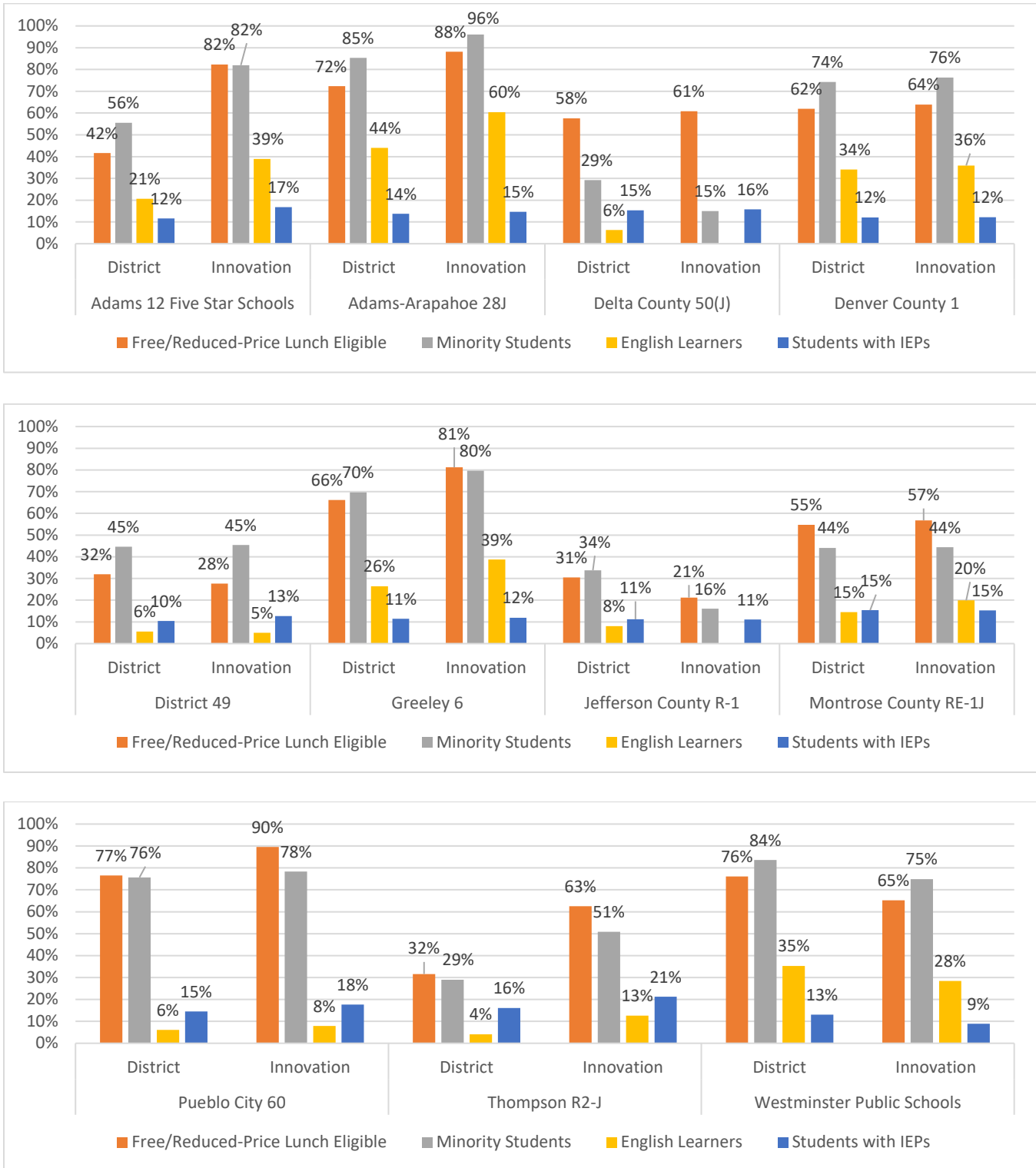


Figure 1: Student Demographic Information for Districts of Innovation (Data Source: 2020-21 Student October Count, CDE's Accountability Analytics Unit)

Innovation Schools

As of January 1, 2021, Colorado has 107 innovation schools within 16 districts of innovation. Of Colorado’s 883,072 public school students from pre-kindergarten through 12th grade, innovation schools serve 48,539 of those students (roughly 5.5 percent of the overall PK-12 student population).

Compared to Colorado’s public schools as a whole, innovation schools serve a higher percentage of students in the following disaggregated groups: students eligible for free or reduced-price lunch (FRL); minority students; English Learners (EL); and students who have Individual Education Plans (IEPs). Colorado’s public-school population includes 40.2 percent of students who are FRL eligible, while Colorado’s innovation schools serve a student population that includes 60.0 percent of students who are FRL eligible. Similarly, the state population includes 47.5 percent of students who are minorities, while innovation schools serve a population that includes a 68.9 percent of students who are minorities. Figure 2 shows the comparison between innovation schools and the state average for each of these disaggregated student groups.

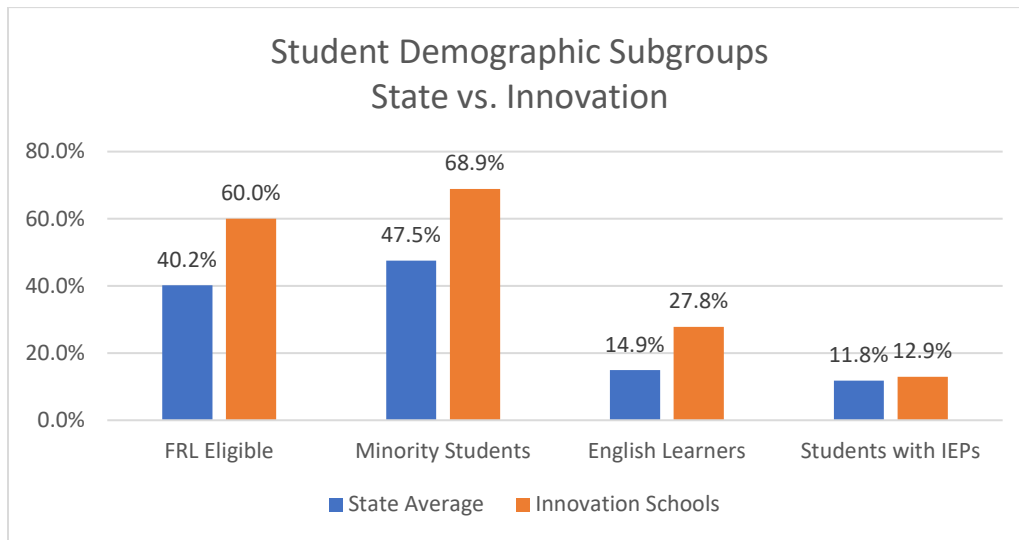


Figure 2: 2020-21 Student Demographic Information by Disaggregated Group for the State Average and Innovation Schools (Data Source: 2020-21 Student October Count, CDE’s Accountability Analytics Unit)

Table 4 shows the years in which the state board approved each district of innovation and the growth of innovation schools within each district from the 2009-10 school year through the 2020-21 school year. Appendix B contains a list of Colorado’s innovation schools, the date on which they were designated as such, and the date of removal from innovation status as may be applicable in limited situations. Table 5 shows the innovation schools which either closed or had their innovation designation revoked since 2010.

TABLE 4: Number of Innovation Schools within Districts of Innovation by School Year

District Name ⁷	2009-10	2010-11	2011-12	2012-13	2013-14	2014-15	2015-16	2016-17	2017-18	2018-19	2019-20	2020-21
Denver 1	3	7	19	25	31	36	40	47	49*	51*	52	53
C.S. 11 ⁸		1	1	1*	0	0	0	0	0	0	0	0

⁷ District names have been modified in this table.

⁸ Colorado Springs District 11 was a district of innovation from August 2010 to June 2013.



District Name ⁹	2009-10	2010-11	2011-12	2012-13	2013-14	2014-15	2015-16	2016-17	2017-18	2018-19	2019-20	2020-21
Kit Carson			2	2	2	2	2	2	2	2	2	2
District 49				9	10	10	10	11	11	11	11	11
Pueblo 60					3	3	3	6	8	8*	7	7
Westminster					1	1	1	1	2	3	4	4
Delta Co						1	1	1	1	1	1	1
Greeley 6							1	1	5	5	5	5
Holyoke							3	3	3	3	3	3
Montrose 1J							1	1	1	1	1	1
Aurora 28J								5	5	5	5	5
Burlington								3	3	3	3	3
Widefield 3								1	1	1	4	4
Adams 12									1	1	1	1
Mancos RE-6									4	4	4	4
Thompson									2	2	2	2
JeffCo R-1										1	1	1
TOTAL	3	8	22	37	47	53	62	82	98	102	106	107

*Indicates that a school either closed or its innovation status was revoked at the end of the school year.
 Data Source: 2010-2021 School Directory information, CDE’s Accountability Analytics Unit

TABLE 5: List of Schools Closed or with an Innovation Status Revoked

School Name	District Name	Effective Date	Reason
Wasson High School	Colorado Springs 11	6/30/2013	Closed – declining enrollment
Place Bridge Academy	Denver County 1	6/30/2018	Revoked – school decision
Noel Community Arts School	Denver County 1	6/30/2019	Revoked – school decision
Heroes K-8 Academy	Pueblo City 60	6/30/2019	Closed – facility concern

Data Source: 2015 Innovation Report, DPS board resolutions, and Pueblo City Schools board minutes

Innovation Changes in 2020

The state board approved an innovation plan for Abraham Lincoln High School on behalf of Denver Public Schools in February 2020. There were no other changes regarding innovation schools in 2020.

In March 2020, Governor Jared Polis suspended in-person learning in all Colorado schools due to the COVID-19 pandemic. Colorado schools, including innovation schools, continued instruction through a remote model through the end of the 2019-20 school year. For the 2020-21 school year, schools received guidance and flexibilities to open schools in accordance with public health guidelines in either remote, in-person, or hybrid models. Based on October 2020 student count data, public schools saw a decrease in enrollment (by approximately three percent), including in innovation schools.

⁹ District names have been modified in this table.



Innovation School Zones

Within the current districts of innovation, Colorado has 10 innovation school zones that are made up of 41 innovation schools and that operate within eight districts of innovation. Of Colorado’s 883,072 public school students from pre-kindergarten through 12th grade, 19,722 of those students are served by Colorado’s innovation zones (roughly 2.2 percent of the overall PK-12 student population). Table 6 below contains more information on Colorado’s innovation school zones.

TABLE 6: Summary of Innovation School Zones in the 2020-21 School Year

District of Innovation	Innovation School Zone Name	# of Schools in Zone	PK-12 Population
Adams-Arapahoe 28J	Innovation Zone at APS	5	4,100
Burlington RE-6J	Burlington Innovation Zone	3	747
Denver County 1	Beacon Network Schools	2	907
Denver County 1	Luminary Learning Network	6	2,215
Denver County 1	Northeast Denver Innovation Zone	4	3,711
District 49	Power Zone	5	4,103
Holyoke RE-1J	Holyoke Innovation Zone	3	584
Kit Carson R-1	Kit Carson Innovation Zone	2	97
Mancos RE-6	Mancos Innovation Zone	4	465
Pueblo City 60	Pueblo I-Zone	7	2,793
Grand Total	10 Innovation Zones	41	19,722

Data Source: 2020-21 Student October Count, CDE’s Accountability Analytics Unit

Part III: Description of the Innovations Implemented

Schools seek innovation status to have a greater ability to implement new and innovative methods of educating their students in order to meet the specific educational needs of their student population. To achieve this, innovation schools seek waivers from various district policies, state statutes, and other rules/requirements related to educational programming and school operations. For example, a school may find that its school district’s existing policies and procedures inhibit the school’s ability to customize learning to meet the needs of its students. As a result, the school may seek innovation status and waivers to implement an instructional model and/or curriculum that differs from that of the school’s authorizing school district. Table 7 highlights the top 20 waivers from state statute requested by innovation schools. As explained in more detail below, these commonly requested waivers tend to fall into one of three categories – time, personnel, and budget.

Time

The most common set of waivers requested are those related to time. An innovation school often requests the authority to make decisions about when the school will operate, as long as the school continues to meet



statutory minimum requirements related to pupil-teacher contact hours and school calendar days. With these waivers, an innovation school is permitted to establish its school calendar that differs from the calendar established by its authorizing district. In many cases, schools with waivers related to school calendar and contact hours have extended their school day and school year to effectively implement the innovations outlined in their innovation plan. Those innovation schools that seek waivers from school calendar and contact hour requirements also tend to seek flexibilities related to personnel, professional development, professional learning communities, school data teams, and other forms of teacher collaboration so that they can provide greater opportunity for local design decisions related to each element.

Personnel

The next most common set of waivers are those related to personnel. Among all innovation schools, the ability for an innovation school to employ staff with flexibility on credentials, create its personnel evaluation system, set its salary schedule, draft its employee agreements, and prohibit teacher transfer are the highest requested personnel waivers. School leaders have sought to create their own hiring and termination policies in order to hire educators that are the best fit for their school’s mission and vision and terminate staff when they are not meeting the specific performance expectations of the innovation school. Thus, many innovation schools with these waivers have their staff employed on an at-will basis or replace non-probationary status with time-bound contracts.

Budget

Many innovation schools request waivers from district budgetary policies. Through such waivers, the district delegates more authority to oversee school budgets to the school or zone level. In turn, the innovation school is permitted to make more budget decisions at the local level and align its spending with the school’s specific initiatives. Flexibilities with the school budget may allow innovation schools to do such things as use actual rather than district averages for teacher salaries and reallocate funds to pay for new supports, positions, or resources. In addition, innovations requested by schools often require supplementary spending. For example, if schools received the flexibility to change their calendar to create a longer school day/year, they may need additional funding to be able to compensate teachers for this extra time or give teachers incentives and stipends for managing additional responsibilities. As another example, if a school converted to a blended learning model, budgetary flexibilities could allow the school to better meet technology needs.

TABLE 7: Top 20 Most Requested Waivers by Innovation Schools in the 2020-21 School Year

Rank	Statutory Provision (C.R.S.)	Description of Waiver	# of Schools	% of Schools
1	22-32-109(1)(n)(II)(B)	Related to adoption of district calendar	92	86%
2	22-32-109(1)(n)(II)(A)	Related to determination of teacher-pupil contact hours	90	84%
3	22-32-109(1)(n)(I)	Related to determination of school calendar	90	84%
4	22-63-201	Related to teacher licensure	81	76%
5	22-32-109(1)(t)	Related to determination of educational program and prescription of textbooks	80	75%
6	22-32-109(1)(f)	Related to selection of staff and pay	76	71%



Rank	Statutory Provision (C.R.S.)	Description of Waiver	# of Schools	% of Schools
7	22-63-402	Related to paying licensed teachers	75	70%
8	22-9-106	Related to performance evaluation of licensed personnel	75	70%
9	22-63-206	Related to the transfer of teachers	75	70%
10	22-63-203	Related to probationary teacher status and to renewal and nonrenewal of employment contracts	70	65%
11	22-63-401	Related to determination of salary schedule	69	64%
12	22-63-202	Related to teacher employment contracts	67	63%
13	22-63-301	Related to grounds for teacher dismissal	67	63%
14	22-63-302	Related to teacher dismissal procedure	66	62%
15	22-32-109(1)(jj)	Related to principal training	64	60%
16	22-32-109(1)(aa)	Related to the implementation of content standards	62	58%
17	22-32-110(1)(h)	Related to bonding of staff members	60	56%
18	22-32-109(1)(g)	Related to returning moneys to treasurer of district	56	52%
19	22-63-403	Related to payment of salaries	55	51%
20	22-32-126	Related to employment and authority of principals	52	49%

Data Source: List of Approved State Waivers – Innovation Schools, CDE Schools of Choice Unit

Part IV: Summary of the Academic Performance of Innovation Schools

School Performance Framework

Innovation schools, like all public schools in Colorado, are held accountable for academic performance through Colorado’s School Performance Framework (SPF). The key performance indicators of the SPF are academic achievement and academic growth for all students and disaggregated student groups as well as a third indicator, postsecondary and workforce readiness, for high schools only.¹⁰ The SPF assigns to each school one of four plan types: Performance Plan, Improvement Plan, Priority Improvement Plan, and Turnaround Plan. Schools are then required to adopt and implement their assigned plan type. Some schools are assigned a rating of “Insufficient Data” either because the school has too small of a tested population or assessment participation was below a certain threshold.

An Alternative Education Campus (AEC) is defined in statute as a school that has a specialized mission to serve a high-risk student population and has a nontraditional instructional delivery. Ninety percent of the student

¹⁰ For more information on the history of Colorado’s SPF, including the calculations for each indicator, please visit CDE’s website at: <http://www.cde.state.co.us/accountability/historyofperformanceframeworks>.



population must meet one or more of the conditions as outlined in statute to qualify for designation as an AEC¹¹. In 2019-20, Denver Public Schools had six innovation schools designated as an AEC and now is currently the only district of innovation with AECs. The Education Accountability Act authorizes CDE to conduct a distinct performance review, with additional indicators and adjusted calculations, for those schools that meet the definition of an AEC. To distinguish between school types in a final SPF rating, all AECs will have “AEC” noted in the rating name.

Table 8 lays out the SPF ratings assigned to all of Colorado’s innovation schools. SPF ratings for 2015 are not available due to the transitioning of state assessments in 2015. The 2019 SPF ratings were carried forward for 2020 due to the suspension of state assessments and SPF ratings during the COVID-19 pandemic. As a result, Table 8 does not reflect SPF ratings for 2020. Since many of the innovation schools previously operated as traditional district-run schools, bold borders have been inserted to illustrate the years in which SPF ratings were earned while operating with innovation status. When a traditional district-run school converts to an innovation school, the school’s SPF rating carries over to the newly designated innovation school. In addition, sometimes a district will open a new school as an innovation school. When opening as a new school, there are no applicable SPF ratings for that school prior to the school completing its first full year of operations. When a school first opens, the district is required to assign a plan type; most have assigned these new innovation schools an accountability rating of Performance by default (noted in the table with a ~ symbol). In addition, “N/A” is used in Table 8 to indicate those years in which an innovation school was not yet in operation.

TABLE 8: SPF Ratings from 2010 to 2019 for Schools Designated Innovation

Performance (P)	Improvement (I)	Priority Improvement (PI)	Turnaround (T)	Insufficient Data (ID)
*= Low Participation **= Decreased Due to Participation ~= District Assigned SPF Rating AEC= Alternative Educational Campus Bolded Box = SPF result was earned under innovation status <u>Underlined Rating</u> = Rating was revised				

Innovation School by District	Date of Approval	SPF 2010	SPF 2011	SPF 2012	SPF 2013	SPF 2014	SPF 2016	SPF 2017	SPF 2018	SPF 2019
ADAMS 12 FIVE STAR SCHOOLS										
Thornton Elementary School	4/2017	PI	PI	PI	PI	PI	P	P	I	I
ADAMS-ARAPAHOE 28J										
Aurora Central High School	5/2016	<u>PI</u>	<u>PI</u>	<u>PI</u>	<u>PI</u>	<u>PI</u>	T	<u>PI*</u>	PI	PI
Aurora West College Preparatory Academy	5/2016	P	P	P	P	P	P	P	P	P
Boston K-8 School	5/2016	<u>I</u>	PI	PI	PI	PI	P	P	<u>P</u>	P

¹¹ For more information on the accountability for AECs, please visit CDE’s website at: http://www.cde.state.co.us/accountability/stateaccountabilityaec_draft



Innovation School by District	Date of Approval	SPF 2010	SPF 2011	SPF 2012	SPF 2013	SPF 2014	SPF 2016	SPF 2017	SPF 2018	SPF 2019
ADAMS-ARAPAHOE 28J										
Crawford Elementary School	5/2016	I	PI	PI	PI	I	I	PI	I	I
Paris Elementary School	5/2016	PI	I	PI	PI	PI	PI	PI	I	I
BURLINGTON RE-6J										
Burlington Elementary School	9/2016	P	P	P	P	P	P*	P*	PI*	P*
Burlington High School	9/2016	I	I	I	I	P	P*	I*	I*	I
Burlington Middle School	9/2016	I	PI	PI	P	I	I*	PI*	ID*	I*
COLORADO SPRINGS 11										
Wasson High School	8/2010	I	PI	PI	Clsd					
DELTA COUNTY 50(J)										
North Fork Montessori @ Crawford	5/2014	P	P	P	P	P	P*	P	P*	P
DENVER COUNTY 1										
Abraham Lincoln High School	2/2020	I	PI	I	I	PI	PI	PI	PI	PI
Ashley Elementary School	3/2014	I	PI	I	PI	I	PI	PI	I	I
Beach Court Elementary School	8/2018	P	P	P	P	PI	I	I	I	I
Bear Valley International School	11/2016	N/A	N/A	N/A	N/A	N/A	~P	I	I	I
Centennial A School for Expeditionary Learning	8/2013	PI	I	I	I	I	I	PI	I	I
Center for Talent Development at Greenlee	8/2018	P	T	I	I	I	PI	I	I	P
Cole Arts and Science Academy	8/2009	I	I	I	I	I	I	T	PI	T
Collegiate Preparatory Academy	6/2011	N/A	~P	P	I	PI	P	I*	T*	PI
Compassion Road Academy	3/2013	N/A	N/A	N/A	~P	I	AEC: I	AEC: P	AEC: PI	AEC: P
Creativity Challenge Community	4/2012	N/A	N/A	~P	P	P	P	P	P	P
DCIS at Ford	5/2011	N/A	~P	P	PI	PI	I	P	P	I
DCIS at Montbello	5/2011	N/A	~P	I	I	I	I	I	PI	PI*
Denver Center for 21st-Century Learning at Wyman	6/2011	N/A	~P	AEC: T	AEC: T	AEC: T	AEC: I	AEC: P	AEC: I	AEC: I



Innovation School by District	Date of Approval	SPF 2010	SPF 2011	SPF 2012	SPF 2013	SPF 2014	SPF 2016	SPF 2017	SPF 2018	SPF 2019
DENVER COUNTY 1										
Denver Center for International Studies at Fairmont	3/2013	N/A	N/A	N/A	~P	I	PI*	P	I	T
Denver Discovery School	3/2015	N/A	N/A	N/A	N/A	~P	P	I	PI*	T*
Denver Green School Northfield	8/2019	N/A	N/A	N/A	N/A	N/A	N/A	N/A	N/A	~P
Denver Green School Southeast	5/2010	P	PI	P	P	P	P	P	P	P
Denver Montessori Junior/Senior High School	3/2013	N/A	N/A	N/A	~P	T	P	I	PI	T
Denver School of Innovation and Sustainable Design	11/2015	N/A	N/A	N/A	N/A	N/A	P	P	I	PI
Dr. Martin Luther King Jr. Early College	9/2010	I	I	I	P	I	I	P	I*	PI**
Excel Academy	8/2013	N/A	N/A	N/A	~P	AEC: T	AEC: T	AEC: I	AEC: I	AEC: P
Godsman Elementary School	8/2011	I	PI	P	P	P	I	I	I	I
Goldrick Elementary School	10/2016	P	I	PI	I	PI	P	P	P	I
Grant Beacon Middle School	5/2012	I	I	I	P	P	P	P	P	P
Green Valley Elementary School	8/2011	PI	I	P	P	P	I	P	P	P
Inspire Elementary	8/2017	N/A	N/A	N/A	N/A	N/A	N/A	~P	T	P
International Academy of Denver at Harrington	10/2016	I	I	I	I	T	T	P	I	I
Isabella Bird Community School	6/2014	N/A	N/A	N/A	~P	P	I	P	P	I
Joe Shoemaker School	11/2015	N/A	N/A	N/A	N/A	N/A	T*	T*	PI*	I
John H. Amesse Elementary	8/2018	PI	PI	I	T	T	PI	I	I	I
Kepner Beacon Middle School	11/2016	N/A	N/A	N/A	N/A	N/A	~P	P	P	I
Legacy Options High School	11/2015	N/A	N/A	N/A	N/A	N/A	T*	AEC: I	AEC: PI	AEC: P
Manual High School	3/2009	I	I	I	T	T	PI**	PI*	PI	T
McAuliffe International School	3/2012	N/A	N/A	~P	P	P	P	P	P	P
McAuliffe Manual Middle School	11/2016	N/A	N/A	N/A	N/A	N/A	~P	P	P	PI
McGlone Academy	8/2011	T	I	P	P	P	P	I*	T	I



Innovation School by District	Date of Approval	SPF 2010	SPF 2011	SPF 2012	SPF 2013	SPF 2014	SPF 2016	SPF 2017	SPF 2018	SPF 2019
DENVER COUNTY 1										
Merrill Middle School	5/2019	I	I	P	P	P	P	I	I	I
Montclair School of Academics & Enrichment	3/2009	P	P	P	P	P	I	P	I	I
Morey Middle School	8/2017	P	P	P	I	PI	P	P	P	I
Noel Community Arts School ¹²	5/2011	N/A	~P	I	I	I	PI**	PI	I	PI
Northeast Early College	6/2011	N/A	~P	P	P	I	I	I	PI	I
Northfield High School	10/2015	N/A	N/A	N/A	N/A	N/A	I	P	I	I
Oakland Elementary	8/2014	N/A	P	P	T	I	T	I	P	P
Place Bridge Academy ¹³	6/2015	I	I	P	P	P	P	P	PI	N/A
Schmitt Elementary School	10/2016	I	I	I	I	I	PI	P	I	I
Summit Academy	8/2011	P	AEC: T	AEC: T	AEC: T	AEC: T	AEC: I	AEC: P	AEC: I	AEC: P
Swigert International School	8/2011	N/A	~P	P	P	P	P	P	P	P
Trevista at Horace Mann	9/2012	PI	I	PI	I	PI	P	P	P	I
Valdez Elementary School	6/2010	I	P	P	P	I	P	P	P*	P
Valverde Elementary School	10/2016	I	PI	I	PI	I	I	PI	I	P*
Vista Academy	8/2011	N/A	~P	AEC: I	AEC: I	AEC: I	AEC: I	AEC: I	AEC: I	AEC: P
West Early College	3/2012	N/A	N/A	~P	I	I	I	I	I	I
West Leadership Academy	3/2012	N/A	N/A	~P	I	I	I	I	I	I
Whittier ECE-8 School	9/2010	I	P	P	I	I	P	P	P	I
Willow Elementary School	2/2015	N/A	N/A	N/A	N/A	~P	P	P	P	P
DISTRICT 49										
Evans International Elementary School	8/2012	P	P	P	P	I	P	P	I	I
Falcon High School	9/2016	P	P	P	P	P	P*	P	P	P
Falcon Middle School	6/2012	P	P	P	P	P	P	P	P	P
Horizon Middle School	9/2012	P	P	P	P	P	I	P	P	P*

¹² Noel Community Arts School’s innovation status was revoked on 6/30/2019. 2019 will be the last year the school’s SPF will be included.

¹³ Place Bridge’s innovation status was revoked on 6/30/2018 and therefore its 2019 SPF is not included.



Innovation School by District	Date of Approval	SPF 2010	SPF 2011	SPF 2012	SPF 2013	SPF 2014	SPF 2016	SPF 2017	SPF 2018	SPF 2019
DISTRICT 49										
Odyssey Elementary School	6/2012	P	P	P	P	P	P	P	I	P
Remington Elementary School	8/2012	P	P	P	P	P	P	P	P	P
Ridgeview Elementary School	6/2012	P	P	P	P	P	P	I	P	P
Skyview Middle School	6/2012	P	P	P	I	P	P	P	P*	P
Springs Ranch Elementary School	5/2013	P	P	P	P	P	P	P	P	P
Stetson Elementary School	6/2012	P	P	P	P	P	P	I	I	P
Vista Ridge High School	6/2012	P	P	P	P	P	I**	P*	P	P
GREELEY 6										
Early College Academy	6/2015	N/A	N/A	N/A	N/A	N/A	P	P	P	P
Franklin Middle School	4/2017	PI	PI	PI	T	PI	PI	P	I	I
Fred Tjardes School of Innovation	3/2017	N/A	N/A	N/A	N/A	N/A	N/A	~P	T*	PI
Martinez Elementary School	6/2017	I	PI	PI	PI	PI	PI	PI	P	P
Prairie Heights Middle School	4/2017	T	T	T	PI	PI	PI	PI	P	P
HOLYOKE RE-1J										
Holyoke Alternative School	6/2015	N/A	N/A	N/A	N/A	~P	P	ID	ID	ID
Holyoke Elementary School	6/2015	P	P	P	P	P	I	P	P	P
Holyoke Senior High School	6/2015	P	P	P	P	P	P	P	P	P
JEFFERSON COUNTY R-1										
Free Horizon Montessori	6/2018	P	P	I	P	P	P	P	P	P
KIT CARSON R-1										
Kit Carson Elementary School	3/2011	P	P	P	P	P	ID*	ID*	ID*	ID*
Kit Carson Junior-Senior High School	3/2011	P	P	P	P	P	ID*	P*	P*	P*



Innovation School by District	Date of Approval	SPF 2010	SPF 2011	SPF 2012	SPF 2013	SPF 2014	SPF 2016	SPF 2017	SPF 2018	SPF 2019
MANCOS RE-6										
Mancos Early Learning Center ¹⁴	12/2016									
Mancos Elementary School	12/2016	P	P	P	I	P	ID*	ID*	ID*	ID*
Mancos High School	12/2016	P	P	P	P	P	ID*	I**	P	P
Mancos Middle School	12/2016	P	P	P	P	I	ID*	ID*	ID*	ID*
MONTROSE COUNTY RE-1J										
Centennial Middle School	3/2015	P	P	P	P	P	P*	P	P	P
PUEBLO CITY 60										
Bessemer Elementary School	9/2017	T	T	PI	T	PI	PI	PI	I	PI
Franklin School of Innovation	9/2016	PI	PI	PI	T	T	P	I	P	PI
Heroes Academy PreK-5	9/2017	I	I	I	I	PI	T*	PI	T	Clsd
Irving Elementary School	9/2016	T	T	T	PI	T	P	P	P	T
Minnequa Elementary School	9/2016	I	I	PI	T	T	T	T	PI	I
Pueblo Academy of Arts	5/2013	T	T	T	I	T	I	T	I*	I
Risley International Academy of Innovation	5/2013	T	T	T	PI	T	T	T	T*	PI*
Roncalli Stem Academy	5/2013	PI	T	T	T	T	I*	T	T*	I
THOMPSON R2-J										
Monroe Elementary School	6/2017	I	I	PI	P	I	I	P	T	I
Winona Elementary School	6/2017	P	P	P	I	I	PI*	P*	PI	I
WESTMINSTER PUBLIC SCHOOLS										
Colorado STEM Academy	4/2013	N/A	N/A	N/A	~P	I	P	P	P	P
John E. Flynn A Marzano Academy	5/2018	I	PI	P	P	P	PI	I	I	I
Metropolitan Arts Academy	5/2019	I	I	PI	I	I	PI	PI	P	P
Westminster Academy for International Studies	6/2017	N/A	N/A	N/A	N/A	N/A	~I	P	P	P
WIDEFIELD 3										
Grand Mountain School	1/2019	N/A	N/A	N/A	N/A	N/A	N/A	N/A	N/A	~P
Martin Luther King Jr Elementary School	1/2019	I	T	I	P	I	P	P	P	P

¹⁴ Mancos Early Learning Center does not serve a tested grade and therefore is not assigned SPF ratings.



Innovation School by District	Date of Approval	SPF 2010	SPF 2011	SPF 2012	SPF 2013	SPF 2014	SPF 2016	SPF 2017	SPF 2018	SPF 2019
WIDEFIELD 3										
Talbott STEAM Innovation School	2/2016	P	I	PI	I	I	P	P	P	P
Widefield Elementary School of the Arts	1/2019	I	I	I	P	I	P	P	P	P

Data Source: Schoolview®, CDE Accountability Analytics Unit

Part V: Recommendations for Legislative Changes

Colorado has seen steady growth in the number of innovation schools and innovation zones across the state, despite a few schools closing or ending their innovation status. The Innovation Schools Act has been in implementation for over 10 years and calls for deeper research to understand whether innovation status affects student academic achievement. If the General Assembly would like to explore this question more fully, it could commission a study on the impact of innovation status on schools, school communities, and student learning statewide over time. Given that innovation is used for different purposes, it would be important that a study consider the initial objectives for why innovation status was sought by a school or community.

CDE does not have any specific recommendations for legislative changes at this time; however, there have been questions that have come up over time that the legislature could consider addressing. Most of these questions were also included in the 2020 Innovation Schools Annual Report and include:

- Should a school be able to dissolve an innovation plan, or should it only be dissolved by the local school board? Currently, only a local school board can dissolve an innovation plan for a school.
- Should there be any protections for a school that has an active innovation plan approved and wants to continue operating within the existing innovation plan? Currently, a school district board can revoke an innovation plan for a school even if a school is performing well under the plan.
- Can a school board modify an existing innovation plan without the approval of relevant stakeholders of the school? Currently, courts have acknowledged a school board has the ability to make minor revisions to innovation plans without requiring formal stakeholder approval.
- Are there any special procedures that should be required if a charter school wishes to convert to a district school under innovation status? Currently, a charter school’s request for innovation status would be processed in the same manner as a district-managed school’s request.
- Does adding or removing a school from an innovation zone require a comprehensive vote of the entire zone each time? Currently, there is no language in statute on how modifications within existing innovation zones should be handled.
- For innovation zones that have non-profit governing boards, what are the roles for these boards and how should they interact with the local board of education? Currently, innovation law does not mention governing boards for innovation zones. Denver Public Schools is the only district of innovation with non-profit governing boards for its innovation zones.
- Is there a specific deadline for when a local school district should accept innovation plans for the upcoming school year? Currently, innovation plans may be received at any time.



Appendices

Appendix A: Required Components of an Innovation Plan

An innovation plan must be submitted along with the following documents:

- A signed resolution from the local school board, signaling approval of the plan and intent to submit the plan to the State Board of Education for its approval;
- A separate document listing the state laws and State Board of Education rules that the school is seeking to waive, as well as “replacement plans” for each of those waivers (i.e., a description of how the school will comply with the intent of the waived statutes or rules and will be accountable to the state for such compliance); and
- A separate document showing the school’s prior year budget (if an already existing school) and a proposed budget, including funding required for all innovations to be implemented. This budget should include all costs associated with innovations, including staffing costs, and information about any local, state, federal or private funds the school anticipates receiving.

An innovation plan must also include the following components:

- A statement of the school’s mission and why designation as an innovation school would enhance the school’s ability to achieve its mission;
- A description of the innovations the school would implement;
- A description of the improvements in academic achievement that the school expects to achieve as a result of the innovations. For example, a school may expect to see a narrowing in achievement gaps, or a decreased dropout rate, or increased scores on state or local assessments;
- A list of the programs, policies, and/or operational documents at the school that would be affected by the innovations, and how these would be affected. For example, if a school proposes to extend the school year, that would affect the school’s calendar. Other examples of programs/policies/documents that may be affected include the following:
 - the research-based educational program the school would implement;
 - the length of the school day and year at the school;
 - student promotion and graduation policies;
 - assessment plans; or
 - staffing and/or compensation plans;
- A narrative of the school’s prior year budget (if an already existing school) and a proposed budget, including funding required for all innovations to be implemented.
- An estimate of the cost savings and increased efficiencies that the school expects to see as a result of the innovations if any;
- Evidence that a majority of the administrators employed at the school consent to designation as an innovation school;



- Evidence that a majority of the teachers employed at the school consent to designation as an innovation school. (Note: For a school that is seeking to waive one or more of the provisions of a collective bargaining agreement, the school plan must include evidence of approval of at least 60% of the members of the collective bargaining unit who are employed at the innovation school. The approval must be gathered by means of a secret ballot vote.);
- Evidence that a majority of the school accountability committee for the school consent to designation as an innovation school;
- A statement describing the level of support for designation as an innovation school demonstrated by other persons employed at the school, students and parents of students enrolled in the school, and the community surrounding the school;
- A description of any statutes or any regulatory or district policy requirements that would need to be waived for the public school to implement its identified innovations; and
- A description of any provision of the collective bargaining agreement at the school that would need to be waived for the school to implement its identified innovations.

Additional Requirements for Innovation Zones Only

For schools that are jointly seeking designation as an Innovation School Zone, the innovation plan must include all of the information described above, for each school in the Zone. In addition, the innovation plan for an Innovation School Zone must include:

- A description of how the schools will work together to achieve results that would be less likely if each school worked alone;
- An estimate of any economies of scale that may result from schools implementing innovations jointly; and
- A showing of how each school in the Innovation School Zone solicited input from students, parents, and community members concerning the selection of the schools in the zone and the strategies and procedures that would be used to implement and integrate innovations in schools within the zone.



Appendix B: List of Innovation Schools

District Name	School Code	School Name	Grade Span	SBE Approved Date	Innovation End Date	SPF 2019/2020
Adams 12 Five Star Schools	8842	Thornton Elementary School	PK-5	4/13/2017		Improvement
Adams-Arapahoe 28J	1458	Aurora Central High School	9-12	5/11/2016		Priority Improvement
Adams-Arapahoe 28J	9396	Aurora West College Prep Academy	6-12	5/11/2016		Performance
Adams-Arapahoe 28J	0914	Boston K-8	PK-8	5/11/2016		Performance
Adams-Arapahoe 28J	1948	Crawford Elementary School	PK-5	5/11/2016		Improvement
Adams-Arapahoe 28J	6728	Paris Elementary	PK-5	5/11/2016		Improvement
Burlington RE-6J	1144	Burlington Elementary School	PK-4	9/15/2016		Performance*
Burlington RE-6J	1150	Burlington Middle School	5-8	9/15/2016		Improvement
Burlington RE-6J	1152	Burlington High School	9-12	9/15/2016		Improvement*
Colorado Springs District 11	9298	Wasson High School	9-12	8/11/2010	6/30/2013	N/A
Delta County 50(J)	1952	North Fork Montessori @ Crawford	PK-6	5/14/2014		Performance
Denver County 1	0010	Abraham Lincoln High School	9-12	2/13/2020		Priority Improvement
Denver County 1	0418	Ashley Elementary School	PK-5	3/11/2014		Improvement
Denver County 1	0650	Beach Court Elementary School	PK-5	8/16/2018		Improvement
Denver County 1	1077	Bear Valley International School	6-8	11/9/2016		Improvement
Denver County 1	1400	Centennial, A School for Expeditionary Learning	PK-5	8/14/2013		Improvement
Denver County 1	3655	Center for Talent Development at Greenlee	PK-5	8/16/2018		Performance
Denver County 1	1785	Cole Arts and Sciences Academy	PK-5	8/12/2009		Turnaround
Denver County 1	1295	Collegiate Prep Academy	9-12	6/8/2011		Priority Improvement
Denver County 1	1489	Compassion Road Academy	9-12	3/12/2013		AEC: Performance
Denver County 1	3698	Creativity Challenge Community (C3)	K-5	4/11/2012		Performance
Denver County 1	2205	DCIS at Ford	PK-5	5/11/2011		Improvement
Denver County 1	2209	DCIS at Montbello	6-12	5/11/2011		Priority Improvement*
Denver County 1	2188	Denver Center for 21st Century at Wyman	6-12	6/8/2011		AEC: Improvement
Denver County 1	2129	Denver Center for International Studies at Fairmont	PK-5	3/12/2013		Turnaround



Denver County 1	2227	Denver Discovery School	6-8	3/11/2015	Turnaround*
Denver County 1	2176	Denver Green School Northfield	6-7	8/14/2019	~Performance
Denver County 1	2125	Denver Green School Southeast	K-8	5/12/2010	Performance
Denver County 1	2167	Denver Montessori Junior/Senior High School	7-12	3/12/2013	Turnaround
Denver County 1	2241	Denver School of Innovation and Sustainable Design (DSISD)	9-12	11/11/2015	Priority Improvement
Denver County 1	5605	Dr. Martin Luther King Jr. Early College	6-12	9/15/2010	Priority Improvement**
Denver County 1	2641	Excel Academy	9-12	8/14/2013	AEC: Performance
Denver County 1	3478	Godsman Elementary	PK-5	8/3/2011	Improvement
Denver County 1	3512	Goldrick Elementary School	PK-5	10/12/2016	Improvement
Denver County 1	3600	Grant Beacon Middle School	6-8	5/9/2012	Performance
Denver County 1	3641	Green Valley Elementary	PK-5	8/3/2011	Performance
Denver County 1	4253	Inspire Elementary School	PK-5	8/16/2017	Performance
Denver County 1	3778	International Academy of Denver at Harrington	PK-5	10/12/2016	Improvement
Denver County 1	4213	Isabella Bird Community School	PK-5	6/11/2014	Improvement
Denver County 1	4383	Joe Shoemaker Elementary School	PK-5	11/11/2015	Improvement
Denver County 1	0220	John H. Amesse Elementary	PK-5	8/16/2018	Improvement
Denver County 1	4513	Kepner Beacon Middle School	6-8	11/9/2016	Improvement
Denver County 1	5044	Legacy Options High School	9-12	11/11/2015	AEC: Performance
Denver County 1	5448	Manual High School	9-12	3/19/2009	Turnaround
Denver County 1	5897	McAuliffe International School	6-8	3/7/2012	Performance
Denver County 1	5973	McAuliffe Manual Middle School	6-8	11/9/2016	Priority Improvement
Denver County 1	5685	McGlone Academy	PK-8	8/3/2011	Improvement
Denver County 1	5826	Merrill Middle School	6-8	5/8/2019	Improvement
Denver County 1	6002	Montclair School of Academics and Enrichment	PK-5	3/19/2009	Improvement
Denver County 1	6098	Morey Middle School	6-86	8/16/2017	Improvement
Denver County 1	6239	Noel Community Arts School	6-12	5/11/2011	6/30/2019 Priority Improvement
Denver County 1	2757	Northeast Early College	9-12	6/8/2011	Improvement
Denver County 1	6368	Northfield High School	9-12	10/7/2015	Improvement
Denver County 1	8131	Oakland Elementary School	PK-5	8/13/2014	Performance



Denver County 1	7045	Place Bridge Academy	ECE-8	6/10/2015	6/30/2018	-
Denver County 1	7698	Schmitt Elementary School	PK-5	10/12/2016		Turnaround
Denver County 1	8145	Summit Academy	6-12	8/3/2011		AEC: Performance
Denver County 1	8453	Swigert International School	PK-5	8/3/2011		Performance
Denver County 1	8909	Trevista at Horace Mann	PK-5	9/12/2012		Improvement
Denver County 1	0408	Valdez Elementary School	PK-5	6/3/2010		Performance
Denver County 1	9050	Valverde Elementary School	PK-5	10/12/2016		Performance*
Denver County 1	8995	Vista Academy	6-12	8/3/2011		AEC: Performance
Denver County 1	9693	West Early College	6-12	3/7/2012		Improvement
Denver County 1	9702	West Leadership Academy	6-12	3/7/2012		Turnaround
Denver County 1	9548	Whittier ECE-8 School	PK-8	9/15/2010		Improvement
Denver County 1	3991	Willow Elementary School	PK-5	2/18/2015		Performance
District 49	1618	Evans International Elementary School	PK-5	8/8/2012		Improvement
District 49	2908	Falcon High School	9-12	9/14/2016		Performance
District 49	2906	Falcon Middle School	6-8	6/13/2012		Performance
District 49	4102	Horizon Middle School	6-8	9/12/2012		Performance*
District 49	6483	Odyssey Elementary School	PK-5	6/13/2012		Performance
District 49	7317	Remington Elementary School	PK-5	8/8/2012		Performance
District 49	7339	Ridgeview Elementary School	PK-5	6/13/2012		Performance
District 49	7960	Skyview Middle School	6-8	6/13/2012		Performance
District 49	8010	Springs Ranch Elementary School	PK-5	5/15/2013		Performance
District 49	8266	Stetson Elementary School	PK-5	6/13/2012		Performance
District 49	8791	Vista Ridge High School	9-12	6/13/2012		Performance
Greeley 6	2657	Early College Academy	9-12	6/10/2015		Performance
Greeley 6	3162	Franklin Middle School	6-8	4/24/2017		Improvement
Greeley 6	3173	Fred Tjardes School of Innovation	K-8	3/8/2017		Priority Improvement
Greeley 6	6774	Martinez Elementary School	K-5	6/14/2017		Performance
Greeley 6	4438	Prairie Heights Middle School	6-8	4/24/2017		Performance
Holyoke RE-1J	2686	Holyoke Alternative School	7-12	4/24/2017		Insufficient Data
Holyoke RE-1J	4076	Holyoke Elementary School	K-6	6/10/2015		Performance
Holyoke RE-1J	4080	Holyoke Senior High School	7-12	6/14/2017		Performance



Jefferson County R-1	3201	Free Horizon Montessori	PK-8	6/14/2018		Performance
Kit Carson R-1	4738	Kit Carson Elementary School	PK-5	3/9/2011		Insufficient Data
Kit Carson R-1	4742	Kit Carson Junior-Senior High School	6-12	3/9/2011		Performance
Mancos RE-6	6179	Mancos Early Learning Center	PK	12/15/2016		N/A
Mancos RE-6	5446	Mancos Elementary School	K-5	12/15/2016		Insufficient Data*
Mancos RE-6	5452	Mancos High School	9-12	12/15/2016		Performance
Mancos RE-6	5450	Mancos Middle School	6-8	12/15/2016		Insufficient Data*
Montrose County RE-1J	1392	Centennial Middle School	6-8	3/11/2015		Performance
Pueblo City 60	0822	Bessemer Academy	PK-5	9/13/2017		Priority Improvement
Pueblo City 60	0756	Franklin School of Innovation	PK-5	9/15/2016		Priority Improvement
Pueblo City 60	8030	Heroes K-8 Academy	K-8	9/13/2017	6/30/2019	School Closed
Pueblo City 60	4302	Irving Elementary	K-5	9/15/2016		Turnaround
Pueblo City 60	5916	Minnequa Elementary School	PK-5	9/15/2016		Improvement
Pueblo City 60	5048	Pueblo Academy of Arts	6-8	5/16/2013		Improvement
Pueblo City 60	4376	Risley International Academy of Innovation	6-8	5/16/2013		Priority Improvement*
Pueblo City 60	7481	Roncalli STEM Academy	6-8	5/16/2013		Improvement
Thompson R-2J	5992	Monroe Elementary School	K-5	6/14/2017		Improvement
Thompson R-2J	9674	Winona Elementary School	K-5	6/14/2017		Improvement
Westminster Public Schools	4334	Colorado STEM Academy	PK-8	4/10/2013		Performance
Westminster Public Schools	7810	John E. Flynn, A Marzano Academy	PK-7	5/10/2019		Improvement
Westminster Public Schools	4334	Metropolitan Arts Academy	PK-7	5/8/2019		Performance
Westminster Public Schools	9236	Westminster Academy for International Studies	PK-8	6/14/2017		Performance
Widefield School District 6	3692	Grand Mountain School	PK-8	1/9/2019		~Performance
Widefield School District 6	5602	Martin Luther King Elementary School	K-5	1/9/2019		Performance
Widefield School District 6	4346	Talbot STEAM Innovation School	K-5	2/10/2016		Performance
Widefield School District 6	9562	Widefield Elementary Schools of the Arts	K-5	1/9/2019		Performance

*Indicates Low Participation

~Indicates District Assigned SPF Rating

Data Source: Schoolview®, CDE Accountability Analytics Unit

**Indicates Decreased Due to Participation

AEC means Alternative Educational Campus