

**COLORADO DEPARTMENT OF EDUCATION**


**2002-2003 Safety and Discipline Actions Taken by County, District, Race/Ethnicity and Gender**

AMERICAN INDIAN OR ALASKAN NATIVE

COUNTY/DISTRICT	MALE									FEMALE								
	Classroom Suspension/Teacher Removal	In School Suspension	Out of School Suspension	Expulsion	Referred to Law Enforcement	Other Action Taken	Habitually Disruptive	Unduplicated Total Count of Students*	Duplicated Total Count of Students**	Classroom Suspension/Teacher Removal	In School Suspension	Out of School Suspension	Expulsion	Referred to Law Enforcement	Other Action Taken	Habitually Disruptive	Unduplicated Total Count of Students*	Duplicated Total Count of Students**
<b>ADAMS</b>																		
MAPLETON 1	0	3	8	0	0	0	0	9	11	0	1	2	0	0	0	0	2	3
NORTHGLENN-THORNTON 12	0	36	50	0	13	0	0	46	99	0	6	17	1	3	0	0	16	27
ADAMS COUNTY 14	0	6	15	1	3	0	0	11	25	0	6	6	0	1	0	0	4	13
BRIGHTON 27J	0	1	12	0	4	0	0	7	17	0	0	2	0	0	0	0	2	2
BENNETT 29J	0	0	0	0	0	0	0	0	0	0	2	1	0	0	0	0	2	3
STRASBURG 31J	0	0	0	0	0	0	0	0	0	0	0	0	0	0	0	0	0	0
WESTMINSTER 50	0	5	9	0	0	5	0	12	19	0	14	13	1	0	6	1	6	35
<b>ADAMS Total</b>	0	51	94	1	20	5	0	85	171	0	29	41	2	4	6	1	32	83
<b>ALAMOSA</b>																		
ALAMOSA RE-11J	0	2	1	1	0	0	1	2	5	0	0	0	0	0	0	0	0	0
SANGRE DE CRISTO RE-22J	0	0	0	0	0	0	0	0	0	0	0	0	0	0	0	0	0	0
<b>ALAMOSA Total</b>	0	2	1	1	0	0	1	2	5	0	0	0	0	0	0	0	0	0
<b>ARAPAHOE</b>																		
ENGLEWOOD 1	0	3	3	1	3	0	0	7	10	0	0	1	0	1	0	0	1	2
SHERIDAN 2	0	2	0	0	0	0	0	2	2	0	0	0	0	0	0	0	0	0
CHERRY CREEK 5	0	15	27	0	3	0	0	22	45	0	14	15	1	3	0	0	10	33
LITTLETON 6	0	0	1	0	0	0	0	1	1	0	0	2	0	0	0	0	2	2
DEER TRAIL 26J	0	0	0	0	0	0	0	0	0	0	0	0	0	0	0	0	0	0
ADAMS-ARAPAHOE 28J	0	30	28	0	4	0	0	26	62	0	22	12	0	2	0	0	17	36
BYERS 32J	0	0	0	0	0	0	0	0	0	0	0	0	0	0	0	0	0	0
<b>ARAPAHOE Total</b>	0	50	59	1	10	0	0	58	120	0	36	30	1	6	0	0	30	73
<b>ARCHULETA</b>																		
ARCHULETA COUNTY 50 JT	0	0	1	0	0	0	0	1	1	0	0	0	0	0	1	0	1	1
<b>ARCHULETA Total</b>	0	0	1	0	0	0	0	1	1	0	0	0	0	0	1	0	1	1
<b>BACA</b>																		
WALSH RE-1	0	0	0	0	0	0	0	0	0	0	0	0	0	0	0	0	0	0
PRITCHETT RE-3	0	0	0	0	0	0	0	0	0	0	0	0	0	0	0	0	0	0
SPRINGFIELD RE-4	0	0	0	0	0	0	0	0	0	0	0	0	0	0	0	0	0	0
VILAS RE-5	0	0	0	0	0	0	0	0	0	0	0	0	0	0	0	0	0	0
CAMPO RE-6	0	0	0	0	0	0	0	0	0	0	0	0	0	0	0	0	0	0
<b>BACA Total</b>	0	0	0	0	0	0	0	0	0	0	0	0	0	0	0	0	0	0
<b>BENT</b>																		
LAS ANIMAS RE-1	0	2	8	0	0	0	0	4	10	0	0	0	0	0	0	0	0	0
MC CLAVE RE-2	0	0	0	0	0	0	0	0	0	0	0	0	0	0	0	0	0	0
<b>BENT Total</b>	0	2	8	0	0	0	0	4	10	0	0	0	0	0	0	0	0	0

**COLORADO DEPARTMENT OF EDUCATION**

**2002-2003 Safety and Discipline Actions Taken by County, District, Race/Ethnicity and Gender**




AMERICAN INDIAN OR ALASKAN NATIVE

COUNTY/DISTRICT	MALE									FEMALE								
	Classroom Suspension/Teacher Removal	In School Suspension	Out of School Suspension	Expulsion	Referred to Law Enforcement	Other Action Taken	Habitually Disruptive	Unduplicated Total Count of Students*	Duplicated Total Count of Students**	Classroom Suspension/Teacher Removal	In School Suspension	Out of School Suspension	Expulsion	Referred to Law Enforcement	Other Action Taken	Habitually Disruptive	Unduplicated Total Count of Students*	Duplicated Total Count of Students**
<b>BOULDER</b>																		
ST VRAIN VALLEY RE 1J	0	1	5	0	0	0	0	6	6	0	1	2	0	0	0	0	2	3
BOULDER VALLEY RE 2	1	4	10	1	1	0	0	14	17	0	2	5	0	0	0	0	7	7
<b>BOULDER Total</b>	<b>1</b>	<b>5</b>	<b>15</b>	<b>1</b>	<b>1</b>	<b>0</b>	<b>0</b>	<b>20</b>	<b>23</b>	<b>0</b>	<b>3</b>	<b>7</b>	<b>0</b>	<b>0</b>	<b>0</b>	<b>0</b>	<b>9</b>	<b>10</b>
<b>CHAFFEE</b>																		
BUENA VISTA R-31	0	0	1	0	0	0	0	1	1	0	0	0	0	0	0	0	0	0
SALIDA R-32	0	1	1	0	0	0	0	2	2	0	2	1	0	0	2	0	3	5
<b>CHAFFEE Total</b>	<b>0</b>	<b>1</b>	<b>2</b>	<b>0</b>	<b>0</b>	<b>0</b>	<b>0</b>	<b>3</b>	<b>3</b>	<b>0</b>	<b>2</b>	<b>1</b>	<b>0</b>	<b>0</b>	<b>2</b>	<b>0</b>	<b>3</b>	<b>5</b>
<b>CHEYENNE</b>																		
KIT CARSON R-1	0	0	0	0	0	0	0	0	0	0	0	0	0	0	0	0	0	0
CHEYENNE COUNTY RE-5	0	0	0	0	0	0	0	0	0	0	0	0	0	0	0	0	0	0
<b>CHEYENNE Total</b>	<b>0</b>	<b>0</b>	<b>0</b>	<b>0</b>	<b>0</b>	<b>0</b>	<b>0</b>	<b>0</b>	<b>0</b>	<b>0</b>	<b>0</b>	<b>0</b>	<b>0</b>	<b>0</b>	<b>0</b>	<b>0</b>	<b>0</b>	<b>0</b>
<b>CLEAR CREEK</b>																		
CLEAR CREEK RE-1	0	0	0	0	0	0	0	0	0	0	2	0	0	0	0	0	1	2
<b>CLEAR CREEK Total</b>	<b>0</b>	<b>0</b>	<b>0</b>	<b>0</b>	<b>0</b>	<b>0</b>	<b>0</b>	<b>0</b>	<b>0</b>	<b>0</b>	<b>2</b>	<b>0</b>	<b>0</b>	<b>0</b>	<b>0</b>	<b>0</b>	<b>1</b>	<b>2</b>
<b>CONEJOS</b>																		
NORTH CONEJOS RE-1J	0	0	1	0	0	0	0	1	1	0	0	0	0	0	0	0	0	0
SANFORD 6J	0	0	0	0	0	0	0	0	0	0	0	0	0	0	0	0	0	0
SOUTH CONEJOS RE-10	0	0	0	0	0	0	0	0	0	0	0	0	0	0	0	0	0	0
<b>CONEJOS Total</b>	<b>0</b>	<b>0</b>	<b>1</b>	<b>0</b>	<b>0</b>	<b>0</b>	<b>0</b>	<b>1</b>	<b>1</b>	<b>0</b>	<b>0</b>	<b>0</b>	<b>0</b>	<b>0</b>	<b>0</b>	<b>0</b>	<b>0</b>	<b>0</b>
<b>COSTILLA</b>																		
CENTENNIAL R-1	0	0	3	0	0	2	0	2	5	0	0	0	0	0	1	0	1	1
SIERRA GRANDE R-30	0	0	0	0	0	0	0	0	0	0	0	0	0	0	0	0	0	0
<b>COSTILLA Total</b>	<b>0</b>	<b>0</b>	<b>3</b>	<b>0</b>	<b>0</b>	<b>2</b>	<b>0</b>	<b>2</b>	<b>5</b>	<b>0</b>	<b>0</b>	<b>0</b>	<b>0</b>	<b>0</b>	<b>1</b>	<b>0</b>	<b>1</b>	<b>1</b>
<b>CROWLEY</b>																		
CROWLEY COUNTY RE-1-J	0	2	0	0	0	0	0	2	2	0	0	0	0	0	0	0	0	0
<b>CROWLEY Total</b>	<b>0</b>	<b>2</b>	<b>0</b>	<b>0</b>	<b>0</b>	<b>0</b>	<b>0</b>	<b>2</b>	<b>2</b>	<b>0</b>	<b>0</b>	<b>0</b>	<b>0</b>	<b>0</b>	<b>0</b>	<b>0</b>	<b>0</b>	<b>0</b>
<b>CUSTER</b>																		
CUSTER COUNTY SCHOOL DISTRICT C-1	0	0	0	0	0	0	0	0	0	0	0	0	0	0	0	0	0	0
<b>CUSTER Total</b>	<b>0</b>	<b>0</b>	<b>0</b>	<b>0</b>	<b>0</b>	<b>0</b>	<b>0</b>	<b>0</b>	<b>0</b>	<b>0</b>	<b>0</b>	<b>0</b>	<b>0</b>	<b>0</b>	<b>0</b>	<b>0</b>	<b>0</b>	<b>0</b>
<b>DELTA</b>																		
DELTA COUNTY 50(J)	0	2	4	0	0	0	0	4	6	0	0	0	0	0	0	0	0	0
<b>DELTA Total</b>	<b>0</b>	<b>2</b>	<b>4</b>	<b>0</b>	<b>0</b>	<b>0</b>	<b>0</b>	<b>4</b>	<b>6</b>	<b>0</b>	<b>0</b>	<b>0</b>	<b>0</b>	<b>0</b>	<b>0</b>	<b>0</b>	<b>0</b>	<b>0</b>

**COLORADO DEPARTMENT OF EDUCATION**

**2002-2003 Safety and Discipline Actions Taken by County, District, Race/Ethnicity and Gender**



AMERICAN INDIAN OR ALASKAN NATIVE

COUNTY/DISTRICT	MALE									FEMALE								
	Classroom Suspension/Teacher Removal	In School Suspension	Out of School Suspension	Expulsion	Referred to Law Enforcement	Other Action Taken	Habitually Disruptive	Unduplicated Total Count of Students*	Duplicated Total Count of Students**	Classroom Suspension/Teacher Removal	In School Suspension	Out of School Suspension	Expulsion	Referred to Law Enforcement	Other Action Taken	Habitually Disruptive	Unduplicated Total Count of Students*	Duplicated Total Count of Students**
<b>DENVER</b>																		
DENVER COUNTY 1	0	31	159	0	19	0	0	112	209	0	27	85	0	13	0	0	62	125
<b>DENVER Total</b>	0	31	159	0	19	0	0	112	209	0	27	85	0	13	0	0	62	125
<b>DOLORES</b>																		
DOLORES COUNTY RE NO.2	0	0	0	0	0	0	0	0	0	0	0	0	0	0	0	0	0	0
<b>DOLORES Total</b>	0	0	0	0	0	0	0	0	0	0	0	0	0	0	0	0	0	0
<b>DOUGLAS</b>																		
DOUGLAS COUNTY RE 1	0	3	10	0	0	0	0	6	13	0	0	2	0	0	0	0	2	2
<b>DOUGLAS Total</b>	0	3	10	0	0	0	0	6	13	0	0	2	0	0	0	0	2	2
<b>EAGLE</b>																		
EAGLE COUNTY RE 50	0	0	0	1	1	0	0	1	2	0	0	0	0	0	0	0	0	0
<b>EAGLE Total</b>	0	0	0	1	1	0	0	1	2	0	0	0	0	0	0	0	0	0
<b>ELBERT</b>																		
ELIZABETH C-1	0	1	1	0	0	0	0	2	2	0	0	0	0	0	0	0	0	0
KIOWA C-2	0	0	0	0	0	0	0	0	0	0	0	0	0	0	0	0	0	0
BIG SANDY 100J	0	0	0	0	0	0	0	0	0	0	0	0	0	0	0	0	0	0
ELBERT 200	0	0	0	0	0	0	0	0	0	0	0	0	0	0	0	0	0	0
AGATE 300	0	0	0	0	0	0	0	0	0	0	0	0	0	0	0	0	0	0
<b>ELBERT Total</b>	0	1	1	0	0	0	0	2	2	0	0	0	0	0	0	0	0	0
<b>EL PASO</b>																		
CALHAN RJ-1	0	0	0	0	0	0	0	0	0	0	0	0	0	0	0	0	0	0
HARRISON 2	0	0	1	0	0	0	0	1	1	0	0	4	0	1	0	0	4	5
WIDEFIELD 3	0	6	10	1	1	0	0	11	18	0	0	1	0	0	0	0	1	1
FOUNTAIN 8	0	0	9	0	0	0	0	6	9	0	0	0	0	0	0	0	0	0
COLORADO SPRINGS 11	0	23	52	4	1	6	0	64	86	0	12	21	1	1	8	0	34	43
CHEYENNE MOUNTAIN 12	2	3	2	0	0	1	0	4	8	0	1	1	0	0	1	0	2	3
MANITOU SPRINGS 14	0	0	0	0	0	0	0	0	0	0	0	1	0	0	4	0	2	5
ACADEMY 20	0	12	6	0	0	5	0	13	23	0	6	3	0	0	5	0	11	14
ELLCOTT 22	0	6	2	0	0	0	0	4	8	0	2	1	0	0	0	0	2	3
PEYTON 23 JT	0	0	2	0	1	0	0	2	3	0	0	0	0	0	0	0	0	0
HANOVER 28	0	0	3	0	0	0	0	1	3	0	1	0	0	0	0	0	1	1
LEWIS-PALMER 38	0	1	0	0	0	3	0	1	4	0	0	0	1	1	0	0	1	2
FALCON 49	0	2	8	0	0	7	0	11	17	1	0	1	0	0	4	0	5	6
EDISON 54 JT	0	0	0	0	0	0	0	0	0	0	0	0	0	0	0	0	0	0
MIAMI/YODER 60 JT	0	1	4	0	0	0	0	2	5	0	0	0	0	0	0	0	0	0
<b>EL PASO Total</b>	2	54	99	5	3	22	0	120	185	1	22	33	2	3	22	0	63	83

**COLORADO DEPARTMENT OF EDUCATION**

**2002-2003 Safety and Discipline Actions Taken by County, District, Race/Ethnicity and Gender**

AMERICAN INDIAN OR ALASKAN NATIVE

COUNTY/DISTRICT	MALE									FEMALE								
	Classroom Suspension/Teacher Removal	In School Suspension	Out of School Suspension	Expulsion	Referred to Law Enforcement	Other Action Taken	Habitually Disruptive	Unduplicated Total Count of Students*	Duplicated Total Count of Students**	Classroom Suspension/Teacher Removal	In School Suspension	Out of School Suspension	Expulsion	Referred to Law Enforcement	Other Action Taken	Habitually Disruptive	Unduplicated Total Count of Students*	Duplicated Total Count of Students**
<b>FREMONT</b>																		
CANON CITY RE-1	0	0	0	0	0	0	0	0	0	0	0	0	0	0	0	0	0	0
FLORENCE RE-2	1	0	2	0	1	0	0	2	4	0	1	0	0	0	0	1	1	
COTOPAXI RE-3	0	0	0	0	0	0	0	0	0	0	0	0	0	0	0	0	0	
<b>FREMONT Total</b>	<b>1</b>	<b>0</b>	<b>2</b>	<b>0</b>	<b>1</b>	<b>0</b>	<b>0</b>	<b>2</b>	<b>4</b>	<b>0</b>	<b>1</b>	<b>0</b>	<b>0</b>	<b>0</b>	<b>0</b>	<b>1</b>	<b>1</b>	
<b>GARFIELD</b>																		
ROARING FORK RE-1	0	0	0	0	0	0	0	0	0	0	0	0	0	0	0	0	0	
GARFIELD RE-2	0	9	3	0	0	0	0	6	12	0	1	0	0	0	0	1	1	
GARFIELD 16	0	1	2	0	0	0	0	3	3	0	0	0	0	0	0	0	0	
<b>GARFIELD Total</b>	<b>0</b>	<b>10</b>	<b>5</b>	<b>0</b>	<b>0</b>	<b>0</b>	<b>0</b>	<b>9</b>	<b>15</b>	<b>0</b>	<b>1</b>	<b>0</b>	<b>0</b>	<b>0</b>	<b>0</b>	<b>1</b>	<b>1</b>	
<b>GILPIN</b>																		
GILPIN COUNTY RE-1	0	0	0	0	0	0	0	0	0	0	0	0	0	0	0	0	0	
<b>GILPIN Total</b>	<b>0</b>	<b>0</b>	<b>0</b>	<b>0</b>	<b>0</b>	<b>0</b>	<b>0</b>	<b>0</b>	<b>0</b>	<b>0</b>	<b>0</b>	<b>0</b>	<b>0</b>	<b>0</b>	<b>0</b>	<b>0</b>	<b>0</b>	
<b>GRAND</b>																		
WEST GRAND 1-JT.	0	0	1	0	0	0	0	1	1	0	0	0	0	0	0	0	0	
EAST GRAND 2	0	0	0	0	0	0	0	0	0	0	0	0	0	0	0	0	0	
<b>GRAND Total</b>	<b>0</b>	<b>0</b>	<b>1</b>	<b>0</b>	<b>0</b>	<b>0</b>	<b>0</b>	<b>1</b>	<b>1</b>	<b>0</b>	<b>0</b>	<b>0</b>	<b>0</b>	<b>0</b>	<b>0</b>	<b>0</b>	<b>0</b>	
<b>GUNNISON</b>																		
GUNNISON WATERSHED RE1J	0	2	1	0	0	0	0	1	3	0	0	0	0	0	0	0	0	
<b>GUNNISON Total</b>	<b>0</b>	<b>2</b>	<b>1</b>	<b>0</b>	<b>0</b>	<b>0</b>	<b>0</b>	<b>1</b>	<b>3</b>	<b>0</b>	<b>0</b>	<b>0</b>	<b>0</b>	<b>0</b>	<b>0</b>	<b>0</b>	<b>0</b>	
<b>HINSDALE</b>																		
HINSDALE COUNTY RE 1	0	0	0	0	0	0	0	0	0	0	0	0	0	0	0	0	0	
<b>HINSDALE Total</b>	<b>0</b>	<b>0</b>	<b>0</b>	<b>0</b>	<b>0</b>	<b>0</b>	<b>0</b>	<b>0</b>	<b>0</b>	<b>0</b>	<b>0</b>	<b>0</b>	<b>0</b>	<b>0</b>	<b>0</b>	<b>0</b>	<b>0</b>	
<b>HUERFANO</b>																		
HUERFANO RE-1	0	0	0	0	0	0	0	0	0	0	0	0	0	0	0	0	0	
LA VETA RE-2	0	0	0	0	0	0	0	0	0	0	0	0	0	0	0	0	0	
<b>HUERFANO Total</b>	<b>0</b>	<b>0</b>	<b>0</b>	<b>0</b>	<b>0</b>	<b>0</b>	<b>0</b>	<b>0</b>	<b>0</b>	<b>0</b>	<b>0</b>	<b>0</b>	<b>0</b>	<b>0</b>	<b>0</b>	<b>0</b>	<b>0</b>	
<b>JACKSON</b>																		
NORTH PARK R-1	0	0	0	0	0	0	0	0	0	0	0	0	0	0	0	0	0	
<b>JACKSON Total</b>	<b>0</b>	<b>0</b>	<b>0</b>	<b>0</b>	<b>0</b>	<b>0</b>	<b>0</b>	<b>0</b>	<b>0</b>	<b>0</b>	<b>0</b>	<b>0</b>	<b>0</b>	<b>0</b>	<b>0</b>	<b>0</b>	<b>0</b>	
<b>JEFFERSON</b>																		
JEFFERSON COUNTY R-1	0	13	93	3	20	0	0	74	129	0	2	34	0	11	0	27	47	
<b>JEFFERSON Total</b>	<b>0</b>	<b>13</b>	<b>93</b>	<b>3</b>	<b>20</b>	<b>0</b>	<b>0</b>	<b>74</b>	<b>129</b>	<b>0</b>	<b>2</b>	<b>34</b>	<b>0</b>	<b>11</b>	<b>0</b>	<b>27</b>	<b>47</b>	

**COLORADO DEPARTMENT OF EDUCATION**

**2002-2003 Safety and Discipline Actions Taken by County, District, Race/Ethnicity and Gender**

AMERICAN INDIAN OR ALASKAN NATIVE

COUNTY/DISTRICT	MALE									FEMALE								
	Classroom Suspension/Teacher Removal	In School Suspension	Out of School Suspension	Expulsion	Referred to Law Enforcement	Other Action Taken	Habitually Disruptive	Unduplicated Total Count of Students*	Duplicated Total Count of Students**	Classroom Suspension/Teacher Removal	In School Suspension	Out of School Suspension	Expulsion	Referred to Law Enforcement	Other Action Taken	Habitually Disruptive	Unduplicated Total Count of Students*	Duplicated Total Count of Students**
<b><u>KIOWA</u></b>																		
EADS RE-1	0	0	0	0	0	0	0	0	0	0	0	0	0	0	0	0	0	0
PLAINVIEW RE-2	0	0	0	0	0	0	0	0	0	0	0	0	0	0	0	0	0	0
<b>KIOWA Total</b>	<b>0</b>	<b>0</b>	<b>0</b>	<b>0</b>	<b>0</b>	<b>0</b>	<b>0</b>	<b>0</b>	<b>0</b>	<b>0</b>	<b>0</b>	<b>0</b>	<b>0</b>	<b>0</b>	<b>0</b>	<b>0</b>	<b>0</b>	<b>0</b>
<b><u>KIT CARSON</u></b>																		
ARRIBA-FLAGLER C-20	0	0	0	0	0	0	0	0	0	0	0	0	0	0	0	0	0	0
HI-PLAINS R-23	0	0	0	0	0	0	0	0	0	0	0	0	0	0	0	0	0	0
STRATTON R-4	0	0	0	0	0	0	0	0	0	0	0	0	0	0	0	0	0	0
BETHUNE R-5	0	0	0	0	0	0	0	0	0	0	0	0	0	0	0	0	0	0
BURLINGTON RE-6J	7	11	0	0	0	0	0	10	18	0	0	0	0	0	0	0	0	0
<b>KIT CARSON Total</b>	<b>7</b>	<b>11</b>	<b>0</b>	<b>0</b>	<b>0</b>	<b>0</b>	<b>0</b>	<b>10</b>	<b>18</b>	<b>0</b>	<b>0</b>	<b>0</b>	<b>0</b>	<b>0</b>	<b>0</b>	<b>0</b>	<b>0</b>	<b>0</b>
<b><u>LAKE</u></b>																		
LAKE COUNTY R-1	0	2	0	0	0	0	0	1	2	0	1	0	0	0	0	1	1	1
<b>LAKE Total</b>	<b>0</b>	<b>2</b>	<b>0</b>	<b>0</b>	<b>0</b>	<b>0</b>	<b>0</b>	<b>1</b>	<b>2</b>	<b>0</b>	<b>1</b>	<b>0</b>	<b>0</b>	<b>0</b>	<b>0</b>	<b>1</b>	<b>1</b>	<b>1</b>
<b><u>LA PLATA</u></b>																		
DURANGO 9-R	2	30	16	4	4	18	2	35	76	0	12	8	1	0	3	1	11	25
BAYFIELD 10 JT-R	3	2	4	0	1	1	0	4	11	0	0	0	0	0	0	0	0	0
IGNACIO 11 JT	12	79	36	4	12	32	4	104	179	6	37	33	1	8	21	0	69	106
<b>LA PLATA Total</b>	<b>17</b>	<b>111</b>	<b>56</b>	<b>8</b>	<b>17</b>	<b>51</b>	<b>6</b>	<b>143</b>	<b>266</b>	<b>6</b>	<b>49</b>	<b>41</b>	<b>2</b>	<b>8</b>	<b>24</b>	<b>1</b>	<b>80</b>	<b>131</b>
<b><u>LARIMER</u></b>																		
POUDRE R-1	2	2	8	0	0	0	0	8	12	3	9	1	0	0	0	4	13	13
THOMPSON R-2J	0	18	18	0	3	0	0	18	39	0	0	1	0	0	0	1	1	1
PARK (ESTES PARK) R-3	0	2	3	1	0	0	1	1	7	0	0	0	0	0	0	0	0	0
<b>LARIMER Total</b>	<b>2</b>	<b>22</b>	<b>29</b>	<b>1</b>	<b>3</b>	<b>0</b>	<b>1</b>	<b>27</b>	<b>58</b>	<b>3</b>	<b>9</b>	<b>2</b>	<b>0</b>	<b>0</b>	<b>0</b>	<b>5</b>	<b>14</b>	<b>14</b>
<b><u>LAS ANIMAS</u></b>																		
TRINIDAD 1	0	4	5	1	0	0	0	7	10	0	0	1	0	0	0	1	1	1
PRIMERO REORGANIZED 2	0	0	0	0	0	0	0	0	0	0	0	0	0	0	0	0	0	0
HOEHNE REORGANIZED 3	0	0	0	0	0	0	0	0	0	0	0	0	0	0	0	0	0	0
AGUILAR REORGANIZED 6	0	0	0	0	0	0	0	0	0	0	0	0	0	0	0	0	0	0
BRANSON REORGANIZED 82	0	0	0	0	0	0	0	0	0	0	0	0	0	0	0	0	0	0
KIM REORGANIZED 88	0	0	0	0	0	0	0	0	0	0	0	0	0	0	0	0	0	0
<b>LAS ANIMAS Total</b>	<b>0</b>	<b>4</b>	<b>5</b>	<b>1</b>	<b>0</b>	<b>0</b>	<b>0</b>	<b>7</b>	<b>10</b>	<b>0</b>	<b>0</b>	<b>1</b>	<b>0</b>	<b>0</b>	<b>0</b>	<b>1</b>	<b>1</b>	<b>1</b>
<b><u>LINCOLN</u></b>																		
GENOA-HUGO C113	0	0	0	0	0	0	0	0	0	0	0	0	0	0	0	0	0	0
LIMON RE-4J	0	1	1	0	0	0	0	1	2	0	0	1	0	1	0	1	2	2
KARVAL RE-23	0	0	0	0	0	0	0	0	0	0	0	0	0	0	0	0	0	0
<b>LINCOLN Total</b>	<b>0</b>	<b>1</b>	<b>1</b>	<b>0</b>	<b>0</b>	<b>0</b>	<b>0</b>	<b>1</b>	<b>2</b>	<b>0</b>	<b>0</b>	<b>1</b>	<b>0</b>	<b>1</b>	<b>0</b>	<b>1</b>	<b>2</b>	<b>2</b>

**COLORADO DEPARTMENT OF EDUCATION**


**2002-2003 Safety and Discipline Actions Taken by County, District, Race/Ethnicity and Gender**

AMERICAN INDIAN OR ALASKAN NATIVE

COUNTY/DISTRICT	MALE									FEMALE								
	Classroom Suspension/Teacher Removal	In School Suspension	Out of School Suspension	Expulsion	Referred to Law Enforcement	Other Action Taken	Habitually Disruptive	Unduplicated Total Count of Students*	Duplicated Total Count of Students**	Classroom Suspension/Teacher Removal	In School Suspension	Out of School Suspension	Expulsion	Referred to Law Enforcement	Other Action Taken	Habitually Disruptive	Unduplicated Total Count of Students*	Duplicated Total Count of Students**
<b>LOGAN</b>																		
VALLEY RE-1	1	0	3	0	0	6	0	4	10	0	3	3	0	0	5	0	4	11
FRENCHMAN RE-3	0	0	0	0	0	0	0	0	0	0	0	0	0	0	0	0	0	0
BUFFALO RE-4	0	0	0	0	0	0	0	0	0	0	0	0	0	0	0	0	0	0
PLATEAU RE-5	0	0	0	0	0	0	0	0	0	0	0	0	0	0	0	0	0	0
<b>LOGAN Total</b>	<b>1</b>	<b>0</b>	<b>3</b>	<b>0</b>	<b>0</b>	<b>6</b>	<b>0</b>	<b>4</b>	<b>10</b>	<b>0</b>	<b>3</b>	<b>3</b>	<b>0</b>	<b>0</b>	<b>5</b>	<b>0</b>	<b>4</b>	<b>11</b>
<b>MESA</b>																		
DE BEQUE 49JT	0	0	0	0	0	0	0	0	0	0	0	0	0	0	0	0	0	0
PLATEAU VALLEY 50	0	0	0	0	0	0	0	0	0	0	0	0	0	0	0	0	0	0
MESA COUNTY VALLEY 51	0	19	41	3	6	0	1	24	70	0	10	12	0	2	0	0	12	24
<b>MESA Total</b>	<b>0</b>	<b>19</b>	<b>41</b>	<b>3</b>	<b>6</b>	<b>0</b>	<b>1</b>	<b>24</b>	<b>70</b>	<b>0</b>	<b>10</b>	<b>12</b>	<b>0</b>	<b>2</b>	<b>0</b>	<b>0</b>	<b>12</b>	<b>24</b>
<b>MINERAL</b>																		
CREEDE CONSOLIDATED 1	0	0	0	0	0	0	0	0	0	0	0	0	0	0	0	0	0	0
<b>MINERAL Total</b>	<b>0</b>	<b>0</b>	<b>0</b>	<b>0</b>	<b>0</b>	<b>0</b>	<b>0</b>	<b>0</b>	<b>0</b>	<b>0</b>	<b>0</b>	<b>0</b>	<b>0</b>	<b>0</b>	<b>0</b>	<b>0</b>	<b>0</b>	<b>0</b>
<b>MOFFAT</b>																		
MOFFAT COUNTY RE:NO 1	0	1	1	0	0	0	0	1	2	0	0	1	0	2	0	0	1	3
<b>MOFFAT Total</b>	<b>0</b>	<b>1</b>	<b>1</b>	<b>0</b>	<b>0</b>	<b>0</b>	<b>0</b>	<b>1</b>	<b>2</b>	<b>0</b>	<b>0</b>	<b>1</b>	<b>0</b>	<b>2</b>	<b>0</b>	<b>0</b>	<b>1</b>	<b>3</b>
<b>MONTEZUMA</b>																		
MONTEZUMA-CORTEZ RE-1	0	218	169	18	10	0	0	139	415	0	126	81	14	4	0	0	68	225
DOLORES RE-4A	0	0	0	0	0	0	0	0	0	0	0	1	0	0	0	0	1	1
MANCOS RE-6	0	1	0	0	0	0	0	1	1	0	0	0	0	0	0	0	0	0
<b>MONTEZUMA Total</b>	<b>0</b>	<b>219</b>	<b>169</b>	<b>18</b>	<b>10</b>	<b>0</b>	<b>0</b>	<b>140</b>	<b>416</b>	<b>0</b>	<b>126</b>	<b>82</b>	<b>14</b>	<b>4</b>	<b>0</b>	<b>0</b>	<b>69</b>	<b>226</b>
<b>MONTROSE</b>																		
MONTROSE COUNTY RE-1J	0	1	2	1	2	0	0	3	6	0	1	0	0	0	0	0	1	1
WEST END RE-2	0	0	0	0	0	0	0	0	0	0	0	0	0	0	0	0	0	0
<b>MONTROSE Total</b>	<b>0</b>	<b>1</b>	<b>2</b>	<b>1</b>	<b>2</b>	<b>0</b>	<b>0</b>	<b>3</b>	<b>6</b>	<b>0</b>	<b>1</b>	<b>0</b>	<b>0</b>	<b>0</b>	<b>0</b>	<b>0</b>	<b>1</b>	<b>1</b>
<b>MORGAN</b>																		
BRUSH RE-2(J)	0	0	3	0	1	5	0	1	9	0	0	0	0	0	0	0	0	0
FORT MORGAN RE-3	0	0	0	0	0	0	0	0	0	0	1	2	0	0	0	0	1	3
WELDON VALLEY RE-20(J)	0	0	0	0	0	0	0	0	0	0	0	0	0	0	0	0	0	0
WIGGINS RE-50(J)	0	0	0	0	0	0	0	0	0	0	0	0	0	0	0	0	0	0
<b>MORGAN Total</b>	<b>0</b>	<b>0</b>	<b>3</b>	<b>0</b>	<b>1</b>	<b>5</b>	<b>0</b>	<b>1</b>	<b>9</b>	<b>0</b>	<b>1</b>	<b>2</b>	<b>0</b>	<b>0</b>	<b>0</b>	<b>0</b>	<b>1</b>	<b>3</b>

**COLORADO DEPARTMENT OF EDUCATION**

**2002-2003 Safety and Discipline Actions Taken by County, District, Race/Ethnicity and Gender**




AMERICAN INDIAN OR ALASKAN NATIVE

COUNTY/DISTRICT	MALE									FEMALE								
	Classroom Suspension/Teacher Removal	In School Suspension	Out of School Suspension	Expulsion	Referred to Law Enforcement	Other Action Taken	Habitually Disruptive	Unduplicated Total Count of Students*	Duplicated Total Count of Students**	Classroom Suspension/Teacher Removal	In School Suspension	Out of School Suspension	Expulsion	Referred to Law Enforcement	Other Action Taken	Habitually Disruptive	Unduplicated Total Count of Students*	Duplicated Total Count of Students**
<b>OTERO</b>																		
EAST OTERO R-1	0	1	1	0	1	1	0	2	4	0	3	3	0	2	0	0	2	8
ROCKY FORD R-2	0	0	0	0	0	0	0	0	0	0	0	0	0	0	0	0	0	0
MANZANOLA 3J	0	0	0	0	0	0	0	0	0	0	0	0	0	0	0	0	0	0
FOWLER R-4J	0	0	0	0	0	0	0	0	0	0	0	0	0	0	0	0	0	0
CHERAW 31	0	0	0	0	0	0	0	0	0	0	0	0	0	0	0	0	0	0
SWINK 33	0	0	0	0	0	0	0	0	0	0	0	0	0	0	0	0	0	0
<b>OTERO Total</b>	0	1	1	0	1	1	0	2	4	0	3	3	0	2	0	0	2	8
<b>OURAY</b>																		
OURAY R-1	0	0	1	0	1	0	0	1	2	0	0	0	0	0	0	0	0	0
RIDGWAY R-2	0	0	0	0	0	0	0	0	0	0	0	0	0	0	0	0	0	0
<b>OURAY Total</b>	0	0	1	0	1	0	0	1	2	0	0	0	0	0	0	0	0	0
<b>PARK</b>																		
PLATTE CANYON 1	2	2	1	0	0	0	0	4	5	1	0	1	0	0	1	0	3	3
PARK COUNTY RE-2	0	5	0	0	0	1	0	1	6	0	0	0	0	0	0	0	0	0
<b>PARK Total</b>	2	7	1	0	0	1	0	5	11	1	0	1	0	0	1	0	3	3
<b>PHILLIPS</b>																		
HOLYOKE RE-1J	0	0	0	0	0	0	0	0	0	0	0	0	0	0	0	0	0	0
HAXTUN RE-2J	0	0	0	0	0	0	0	0	0	0	0	0	0	0	0	0	0	0
<b>PHILLIPS Total</b>	0	0	0	0	0	0	0	0	0	0	0	0	0	0	0	0	0	0
<b>PITKIN</b>																		
ASPEN 1	0	0	0	0	0	0	0	0	0	0	0	0	0	0	0	0	0	0
<b>PITKIN Total</b>	0	0	0	0	0	0	0	0	0	0	0	0	0	0	0	0	0	0
<b>PROWERS</b>																		
GRANADA RE-1	0	0	0	0	0	0	0	0	0	0	0	0	0	0	0	0	0	0
LAMAR RE-2	0	0	0	0	0	0	0	0	0	0	0	0	0	0	0	0	0	0
HOLLY RE-3	0	0	0	0	0	0	0	0	0	0	0	0	0	0	0	0	0	0
WILEY RE-13 JT	0	0	0	0	0	0	0	0	0	0	0	0	0	0	0	0	0	0
<b>PROWERS Total</b>	0	0	0	0	0	0	0	0	0	0	0	0	0	0	0	0	0	0
<b>PUEBLO</b>																		
PUEBLO CITY 60	0	20	43	0	6	0	0	34	69	0	1	14	0	1	0	0	11	16
PUEBLO COUNTY RURAL 70	0	1	5	0	0	0	0	6	6	0	2	0	0	0	0	0	2	2
<b>PUEBLO Total</b>	0	21	48	0	6	0	0	40	75	0	3	14	0	1	0	0	13	18

**COLORADO DEPARTMENT OF EDUCATION**

**2002-2003 Safety and Discipline Actions Taken by County, District, Race/Ethnicity and Gender**




AMERICAN INDIAN OR ALASKAN NATIVE

COUNTY/DISTRICT	MALE									FEMALE								
	Classroom Suspension/Teacher Removal	In School Suspension	Out of School Suspension	Expulsion	Referred to Law Enforcement	Other Action Taken	Habitually Disruptive	Unduplicated Total Count of Students*	Duplicated Total Count of Students**	Classroom Suspension/Teacher Removal	In School Suspension	Out of School Suspension	Expulsion	Referred to Law Enforcement	Other Action Taken	Habitually Disruptive	Unduplicated Total Count of Students*	Duplicated Total Count of Students**
<b><u>RIO BLANCO</u></b>																		
MEEKER RE1	0	0	0	0	0	0	0	0	0	0	0	0	0	0	0	0	0	0
RANGELY RE-4	0	0	0	0	0	0	0	0	0	0	0	0	0	0	0	0	0	0
<b>RIO BLANCO Total</b>	0	0	0	0	0	0	0	0	0	0	0	0	0	0	0	0	0	0
<b><u>RIO GRANDE</u></b>																		
DEL NORTE C-7	0	1	0	0	0	0	0	1	1	0	0	0	0	0	0	0	0	0
MONTE VISTA C-8	0	1	2	0	0	0	0	2	3	0	0	1	0	0	0	1	1	1
SARGENT RE-33J	0	0	0	0	0	0	0	0	0	0	0	0	0	0	0	0	0	0
<b>RIO GRANDE Total</b>	0	2	2	0	0	0	0	3	4	0	0	1	0	0	0	1	1	1
<b><u>ROUTT</u></b>																		
HAYDEN RE-1	0	0	0	0	0	0	0	0	0	0	0	0	0	0	0	0	0	0
STEAMBOAT SPRINGS RE-2	0	0	0	0	0	0	0	0	0	0	0	0	0	0	0	0	0	0
SOUTH ROUTT RE 3	0	0	0	0	0	0	0	0	0	0	0	0	0	0	0	0	0	0
<b>ROUTT Total</b>	0	0	0	0	0	0	0	0	0	0	0	0	0	0	0	0	0	0
<b><u>SAGUACHE</u></b>																		
MOUNTAIN VALLEY RE 1	0	0	0	0	0	0	0	0	0	0	0	0	0	0	0	0	0	0
MOFFAT 2	0	0	0	0	0	0	0	0	0	0	0	0	0	0	0	0	0	0
CENTER 26 JT	0	0	0	0	0	0	0	0	0	0	0	0	0	0	0	0	0	0
<b>SAGUACHE Total</b>	0	0	0	0	0	0	0	0	0	0	0	0	0	0	0	0	0	0
<b><u>SAN JUAN</u></b>																		
SILVERTON 1	0	0	0	0	0	0	0	0	0	0	0	0	0	0	0	0	0	0
<b>SAN JUAN Total</b>	0	0	0	0	0	0	0	0	0	0	0	0	0	0	0	0	0	0
<b><u>SAN MIGUEL</u></b>																		
TELLURIDE R-1	0	0	0	0	0	0	0	0	0	0	0	0	0	0	0	0	0	0
NORWOOD R-2J	0	0	0	0	0	0	0	0	0	0	0	0	0	0	0	0	0	0
<b>SAN MIGUEL Total</b>	0	0	0	0	0	0	0	0	0	0	0	0	0	0	0	0	0	0
<b><u>SEDGWICK</u></b>																		
JULESBURG RE-1	0	0	0	0	0	0	0	0	0	0	0	0	0	0	0	0	0	0
PLATTE VALLEY RE-3	0	0	0	0	0	0	0	0	0	0	0	0	0	0	0	0	0	0
<b>SEDGWICK Total</b>	0	0	0	0	0	0	0	0	0	0	0	0	0	0	0	0	0	0
<b><u>SUMMIT</u></b>																		
SUMMIT RE-1	0	0	0	0	0	0	0	0	0	0	0	0	0	0	0	0	0	0
<b>SUMMIT Total</b>	0	0	0	0	0	0	0	0	0	0	0	0	0	0	0	0	0	0



**COLORADO DEPARTMENT OF EDUCATION**

**2002-2003 Safety and Discipline Actions Taken by County, District, Race/Ethnicity and Gender**



AMERICAN INDIAN OR ALASKAN NATIVE

COUNTY/DISTRICT	MALE									FEMALE								
	Classroom Suspension/Teacher Removal	In School Suspension	Out of School Suspension	Expulsion	Referred to Law Enforcement	Other Action Taken	Habitually Disruptive	Unduplicated Total Count of Students*	Duplicated Total Count of Students**	Classroom Suspension/Teacher Removal	In School Suspension	Out of School Suspension	Expulsion	Referred to Law Enforcement	Other Action Taken	Habitually Disruptive	Unduplicated Total Count of Students*	Duplicated Total Count of Students**
<b>TELLER</b>																		
CRIPPLE CREEK-VICTOR RE-1	0	1	0	0	0	0	0	1	1	0	2	0	0	0	0	1	2	
WOODLAND PARK RE-2	0	5	2	0	0	0	0	5	7	0	2	0	0	0	0	2	2	
<b>TELLER Total</b>	0	6	2	0	0	0	0	6	8	0	4	0	0	0	0	3	4	
<b>WASHINGTON</b>																		
AKRON R-1	0	0	0	0	0	0	0	0	0	0	0	0	0	0	0	0	0	
ARICKAREE R-2	0	0	0	0	0	0	0	0	0	0	0	0	0	0	0	0	0	
OTIS R-3	0	0	0	0	0	0	0	0	0	0	0	0	0	0	0	0	0	
LONE STAR 101	0	0	0	0	0	0	0	0	0	0	0	0	0	0	0	0	0	
WOODLIN R-104	0	0	0	0	0	0	0	0	0	0	0	0	0	0	0	0	0	
<b>WASHINGTON Total</b>	0	0	0	0	0	0	0	0	0	0	0	0	0	0	0	0	0	
<b>WELD</b>																		
WELD COUNTY RE-1	0	0	0	0	0	0	0	0	0	0	0	0	0	0	0	0	0	
EATON RE-2	0	0	0	0	0	0	0	0	0	0	0	0	0	0	0	0	0	
KEENESBURG RE-3(J)	0	0	0	0	0	0	0	0	0	0	0	0	0	0	0	0	0	
WINDSOR RE-4	0	0	1	0	0	0	0	1	1	0	0	1	0	0	0	1	1	
JOHNSTOWN-MILLIKEN RE-5J	0	0	0	0	0	1	0	1	1	0	0	0	0	0	0	0	0	
GREELEY 6	0	6	17	3	3	2	0	13	31	0	4	3	0	0	0	3	7	
PLATTE VALLEY RE-7	0	1	0	0	0	0	0	1	1	0	0	0	0	0	0	0	0	
WELD COUNTY S/D RE-8	0	0	0	0	0	0	0	0	0	0	0	0	0	0	0	0	0	
AULT-HIGHLAND RE-9	0	0	1	0	0	0	0	1	1	0	0	0	0	0	0	0	0	
BRIGGSDALE RE-10	0	0	0	0	0	0	0	0	0	0	0	0	0	0	0	0	0	
PRAIRIE RE-11	0	0	0	0	0	0	0	0	0	0	0	0	0	0	0	0	0	
PAWNEE RE-12	0	0	0	0	0	0	0	0	0	0	0	0	0	0	0	0	0	
<b>WELD Total</b>	0	7	19	3	3	3	0	17	35	0	4	4	0	0	0	4	8	
<b>YUMA</b>																		
YUMA 1	0	0	0	0	0	0	0	0	0	0	0	0	0	0	0	0	0	
WRAY RD-2	0	0	0	0	0	0	0	0	0	0	0	0	0	0	0	0	0	
IDALIA RJ-3	0	0	0	0	0	0	0	0	0	0	0	0	0	0	0	0	0	
LIBERTY J-4	0	0	0	0	0	0	0	0	0	0	0	0	0	0	0	0	0	
<b>YUMA Total</b>	0	0	0	0	0	0	0	0	0	0	0	0	0	0	0	0	0	

# COLORADO DEPARTMENT OF EDUCATION

## 2002-2003 Safety and Discipline Actions Taken by County, District, Race/Ethnicity and Gender

COUNTY/DISTRICT	MALE									FEMALE								
	Classroom Suspension/Teacher Removal	In School Suspension	Out of School Suspension	Expulsion	Referred to Law Enforcement	Other Action Taken	Habitually Disruptive	Unduplicated Total Count of Students*	Duplicated Total Count of Students**	Classroom Suspension/Teacher Removal	In School Suspension	Out of School Suspension	Expulsion	Referred to Law Enforcement	Other Action Taken	Habitually Disruptive	Unduplicated Total Count of Students*	Duplicated Total Count of Students**
<b>COLORADO BOCES</b>																		
EAST CENTRAL BOCES	1	0	0	0	0	0	0	1	1	0	0	0	0	0	0	0	0	0
MOUNTAIN BOCES	0	0	0	0	0	0	0	0	0	0	0	0	0	0	0	0	0	0
CENTENNIAL BOCES	0	0	3	0	0	0	0	1	3	0	0	0	0	0	0	0	0	0
PIKES PEAK BOCES	0	0	0	0	0	0	0	0	0	0	0	0	0	0	0	0	0	0
SOUTHEASTERN BOCES	0	0	0	0	0	0	0	0	0	0	0	0	0	0	0	0	0	0
SOUTHWEST BOCES	0	0	0	0	0	0	0	0	0	0	0	0	0	0	0	0	0	0
EXPEDITIONARY BOCES	0	0	0	0	0	0	0	0	0	0	0	0	0	0	0	0	0	0
<b>COLORADO BOCES Total</b>	<b>1</b>	<b>0</b>	<b>3</b>	<b>0</b>	<b>0</b>	<b>0</b>	<b>0</b>	<b>2</b>	<b>4</b>	<b>0</b>	<b>0</b>	<b>0</b>	<b>0</b>	<b>0</b>	<b>0</b>	<b>0</b>	<b>0</b>	<b>0</b>
<b>STATE TOTAL</b>	<b>34</b>	<b>664</b>	<b>946</b>	<b>48</b>	<b>125</b>	<b>96</b>	<b>9</b>	<b>948</b>	<b>1,922</b>	<b>11</b>	<b>339</b>	<b>401</b>	<b>21</b>	<b>57</b>	<b>62</b>	<b>2</b>	<b>435</b>	<b>893</b>

\* Unduplicated Total Count is a count of students involved in incidents reported on both the Safety and Discipline tables. In this column the student appears only once regardless of how many times the same student appears in the Action Taken columns.

\*\* Duplicated Total Count of Students is a count of students involved in each of the Action Taken columns. In this column the same student may appear in multiple Action Taken columns.