

**COLORADO DEPARTMENT OF EDUCATION**


**SAFETY & DISCIPLINE INDICATORS  
2003-2004 SUSPENSIONS AND EXPULSIONS REPORT  
INCIDENT RATE AND REASONS BY SCHOOL TYPE**

| ADAMS                              | TYPE  | STUDENTS    |               |        | DRUG<br>VIAOLATIONS | ALCOHOL<br>VIOLATIONS | TOBACCO<br>VIOLATIONS | ASSUALTS/<br>FIGHTS | DANGEROU<br>S WEAPONS | ROBBERY | OTHER<br>FELONY | DISOBEY/<br>DEFIANT | DETREMENT<br>BEHAVIOR | DESTROY<br>PROPERTY | REPEATED<br>INTERFERENCE | OTHER<br>CODE OF<br>CONDUCT |
|------------------------------------|-------|-------------|---------------|--------|---------------------|-----------------------|-----------------------|---------------------|-----------------------|---------|-----------------|---------------------|-----------------------|---------------------|--------------------------|-----------------------------|
|                                    |       | DISCIPLINED | EOY<br>STU CT | % RATE |                     |                       |                       |                     |                       |         |                 |                     |                       |                     |                          |                             |
| <b>0010 MAPLETON 1</b>             |       |             |               |        |                     |                       |                       |                     |                       |         |                 |                     |                       |                     |                          |                             |
| Elementary                         | Susp. | 17          | 2994          | 0.6%   | 0                   | 0                     | 0                     | 0                   | 0                     | 0       | 0               | 12                  | 4                     | 0                   | 0                        | 0                           |
|                                    | Expl. | 0           | 2994          | 0.0%   | 0                   | 0                     | 0                     | 0                   | 0                     | 0       | 0               | 0                   | 0                     | 0                   | 0                        | 0                           |
|                                    | RLE.  | 0           | 2994          | 0.0%   | 0                   | 0                     | 0                     | 0                   | 0                     | 0       | 0               | 0                   | 0                     | 0                   | 0                        | 0                           |
|                                    | Oth.  | 0           | 2994          | 0.0%   | 0                   | 0                     | 0                     | 0                   | 0                     | 0       | 0               | 0                   | 0                     | 0                   | 0                        | 0                           |
| Jr./Middle                         | Susp. | 183         | 1603          | 11.4%  | 7                   | 2                     | 3                     | 2                   | 0                     | 0       | 0               | 71                  | 92                    | 5                   | 1                        | 0                           |
|                                    | Expl. | 7           | 1603          | 0.4%   | 0                   | 0                     | 0                     | 1                   | 2                     | 0       | 0               | 1                   | 3                     | 0                   | 0                        | 0                           |
|                                    | RLE.  | 15          | 1603          | 0.9%   | 7                   | 2                     | 0                     | 3                   | 2                     | 0       | 0               | 0                   | 1                     | 0                   | 0                        | 0                           |
|                                    | Oth.  | 0           | 1603          | 0.0%   | 0                   | 0                     | 0                     | 0                   | 0                     | 0       | 0               | 0                   | 0                     | 0                   | 0                        | 0                           |
| Senior                             | Susp. | 205         | 1897          | 10.8%  | 26                  | 1                     | 0                     | 1                   | 1                     | 0       | 0               | 41                  | 130                   | 5                   | 0                        | 0                           |
|                                    | Expl. | 11          | 1897          | 0.6%   | 1                   | 0                     | 0                     | 1                   | 3                     | 0       | 0               | 0                   | 5                     | 0                   | 0                        | 0                           |
|                                    | RLE.  | 110         | 1897          | 5.8%   | 27                  | 1                     | 0                     | 2                   | 4                     | 0       | 0               | 8                   | 65                    | 3                   | 0                        | 0                           |
|                                    | Oth.  | 0           | 1897          | 0.0%   | 0                   | 0                     | 0                     | 0                   | 0                     | 0       | 0               | 0                   | 0                     | 0                   | 0                        | 0                           |
| <b>0010 District Totals:</b>       |       |             |               |        |                     |                       |                       |                     |                       |         |                 |                     |                       |                     |                          |                             |
|                                    | Susp. | 405         | 6494          | 6.2%   | 33                  | 3                     | 3                     | 3                   | 1                     | 0       | 0               | 124                 | 226                   | 10                  | 1                        | 0                           |
|                                    | Expl. | 18          | 6494          | 0.3%   | 1                   | 0                     | 0                     | 2                   | 5                     | 0       | 0               | 1                   | 8                     | 0                   | 0                        | 0                           |
|                                    | RLE.  | 125         | 6494          | 1.9%   | 34                  | 3                     | 0                     | 5                   | 6                     | 0       | 0               | 8                   | 66                    | 3                   | 0                        | 0                           |
|                                    | Oth.  | 0           | 6494          | 0.0%   | 0                   | 0                     | 0                     | 0                   | 0                     | 0       | 0               | 0                   | 0                     | 0                   | 0                        | 0                           |
| <b>0020 NORTHGLENN-THORNTON 12</b> |       |             |               |        |                     |                       |                       |                     |                       |         |                 |                     |                       |                     |                          |                             |
| Elementary                         | Susp. | 564         | 15024         | 3.8%   | 0                   | 0                     | 1                     | 9                   | 1                     | 0       | 0               | 40                  | 54                    | 0                   | 0                        | 459                         |
|                                    | Expl. | 5           | 15024         | 0.0%   | 0                   | 0                     | 0                     | 0                   | 3                     | 0       | 0               | 0                   | 0                     | 0                   | 0                        | 2                           |
|                                    | RLE.  | 1           | 15024         | 0.0%   | 0                   | 0                     | 0                     | 0                   | 0                     | 0       | 0               | 1                   | 0                     | 0                   | 0                        | 0                           |
|                                    | Oth.  | 0           | 15024         | 0.0%   | 0                   | 0                     | 0                     | 0                   | 0                     | 0       | 0               | 0                   | 0                     | 0                   | 0                        | 0                           |
| Jr./Middle                         | Susp. | 3920        | 8142          | 48.1%  | 68                  | 13                    | 33                    | 39                  | 8                     | 0       | 4               | 490                 | 30                    | 34                  | 23                       | 3178                        |
|                                    | Expl. | 44          | 8142          | 0.5%   | 6                   | 0                     | 0                     | 3                   | 8                     | 0       | 0               | 1                   | 2                     | 0                   | 1                        | 23                          |
|                                    | RLE.  | 327         | 8142          | 4.0%   | 38                  | 5                     | 3                     | 14                  | 7                     | 0       | 3               | 4                   | 1                     | 6                   | 1                        | 245                         |
|                                    | Oth.  | 0           | 8142          | 0.0%   | 0                   | 0                     | 0                     | 0                   | 0                     | 0       | 0               | 0                   | 0                     | 0                   | 0                        | 0                           |
| Senior                             | Susp. | 2316        | 13806         | 16.8%  | 271                 | 81                    | 11                    | 5                   | 4                     | 0       | 5               | 278                 | 68                    | 7                   | 5                        | 1581                        |
|                                    | Expl. | 93          | 13806         | 0.7%   | 17                  | 5                     | 0                     | 2                   | 15                    | 0       | 2               | 3                   | 5                     | 0                   | 0                        | 44                          |
|                                    | RLE.  | 664         | 13806         | 4.8%   | 185                 | 39                    | 2                     | 8                   | 12                    | 0       | 2               | 8                   | 8                     | 1                   | 0                        | 399                         |
|                                    | Oth.  | 0           | 13806         | 0.0%   | 0                   | 0                     | 0                     | 0                   | 0                     | 0       | 0               | 0                   | 0                     | 0                   | 0                        | 0                           |
| <b>0020 District Totals:</b>       |       |             |               |        |                     |                       |                       |                     |                       |         |                 |                     |                       |                     |                          |                             |
|                                    | Susp. | 6800        | 36972         | 18.4%  | 339                 | 94                    | 45                    | 53                  | 13                    | 0       | 9               | 808                 | 152                   | 41                  | 28                       | 5218                        |
|                                    | Expl. | 142         | 36972         | 0.4%   | 23                  | 5                     | 0                     | 5                   | 26                    | 0       | 2               | 4                   | 7                     | 0                   | 1                        | 69                          |
|                                    | RLE.  | 992         | 36972         | 2.7%   | 223                 | 44                    | 5                     | 22                  | 20                    | 0       | 5               | 13                  | 9                     | 7                   | 1                        | 644                         |
|                                    | Oth.  | 0           | 36972         | 0.0%   | 0                   | 0                     | 0                     | 0                   | 0                     | 0       | 0               | 0                   | 0                     | 0                   | 0                        | 0                           |
| <b>0030 ADAMS COUNTY 14</b>        |       |             |               |        |                     |                       |                       |                     |                       |         |                 |                     |                       |                     |                          |                             |
| Elementary                         | Susp. | 237         | 3307          | 7.2%   | 0                   | 0                     | 1                     | 0                   | 0                     | 0       | 0               | 36                  | 46                    | 2                   | 0                        | 107                         |
|                                    | Expl. | 2           | 3307          | 0.1%   | 0                   | 0                     | 0                     | 0                   | 0                     | 0       | 0               | 0                   | 2                     | 0                   | 0                        | 0                           |
|                                    | RLE.  | 7           | 3307          | 0.2%   | 0                   | 0                     | 0                     | 0                   | 0                     | 0       | 0               | 0                   | 2                     | 0                   | 0                        | 5                           |
|                                    | Oth.  | 0           | 3307          | 0.0%   | 0                   | 0                     | 0                     | 0                   | 0                     | 0       | 0               | 0                   | 0                     | 0                   | 0                        | 0                           |
| Jr./Middle                         | Susp. | 695         | 1708          | 40.7%  | 11                  | 1                     | 3                     | 0                   | 0                     | 0       | 0               | 65                  | 78                    | 4                   | 23                       | 388                         |
|                                    | Expl. | 21          | 1708          | 1.2%   | 4                   | 0                     | 0                     | 0                   | 3                     | 0       | 0               | 1                   | 9                     | 0                   | 0                        | 4                           |
|                                    | RLE.  | 162         | 1708          | 9.5%   | 11                  | 0                     | 1                     | 0                   | 1                     | 0       | 0               | 6                   | 30                    | 1                   | 7                        | 84                          |

**COLORADO DEPARTMENT OF EDUCATION**

**SAFETY & DISCIPLINE INDICATORS  
2003-2004 SUSPENSIONS AND EXPULSIONS REPORT  
INCIDENT RATE AND REASONS BY SCHOOL TYPE**


|                       | TYPE  | STUDENTS<br>DISCIPLINED | EOY<br>STU CT | %<br>RATE | DRUG<br>VIAOLATIONS | ALCOHOL<br>VIOLATIONS | TOBACCO<br>VIOLATIONS | ASSUALTS/<br>FIGHTS | ANGEROUS<br>WEAPONS | ROBBERY | OTHER<br>FELONY | DISOBEY/<br>DEFIANT | DETREMENT<br>BEHAVIOR | DESTROY<br>PROPERTY | REPEATED<br>INTERFERENCE | OTHER<br>CODE OF<br>CONDUCT |
|-----------------------|-------|-------------------------|---------------|-----------|---------------------|-----------------------|-----------------------|---------------------|---------------------|---------|-----------------|---------------------|-----------------------|---------------------|--------------------------|-----------------------------|
|                       | Oth.  | 0                       | 1708          | 0.0%      | 0                   | 0                     | 0                     | 0                   | 0                   | 0       | 0               | 0                   | 0                     | 0                   | 0                        | 0                           |
| Senior                | Susp. | 1069                    | 2197          | 48.7%     | 38                  | 2                     | 10                    | 0                   | 0                   | 0       | 0               | 378                 | 96                    | 13                  | 13                       | 393                         |
|                       | Expl. | 18                      | 2197          | 0.8%      | 1                   | 0                     | 0                     | 0                   | 2                   | 0       | 0               | 1                   | 13                    | 0                   | 0                        | 1                           |
|                       | RLE.  | 70                      | 2197          | 3.2%      | 11                  | 1                     | 3                     | 0                   | 1                   | 0       | 0               | 4                   | 11                    | 1                   | 0                        | 29                          |
|                       | Oth.  | 0                       | 2197          | 0.0%      | 0                   | 0                     | 0                     | 0                   | 0                   | 0       | 0               | 0                   | 0                     | 0                   | 0                        | 0                           |
| 0030 District Totals: |       |                         |               |           |                     |                       |                       |                     |                     |         |                 |                     |                       |                     |                          |                             |
|                       | Susp. | 2001                    | 7212          | 27.7%     | 49                  | 3                     | 14                    | 0                   | 0                   | 0       | 0               | 479                 | 220                   | 19                  | 36                       | 888                         |
|                       | Expl. | 41                      | 7212          | 0.6%      | 5                   | 0                     | 0                     | 0                   | 5                   | 0       | 0               | 2                   | 24                    | 0                   | 0                        | 5                           |
|                       | RLE.  | 239                     | 7212          | 3.3%      | 22                  | 1                     | 4                     | 0                   | 4                   | 0       | 0               | 10                  | 43                    | 2                   | 7                        | 118                         |
|                       | Oth.  | 0                       | 7212          | 0.0%      | 0                   | 0                     | 0                     | 0                   | 0                   | 0       | 0               | 0                   | 0                     | 0                   | 0                        | 0                           |
| 0040 BRIGHTON 27J     |       |                         |               |           |                     |                       |                       |                     |                     |         |                 |                     |                       |                     |                          |                             |
| Elementary            | Susp. | 445                     | 5337          | 8.3%      | 0                   | 2                     | 2                     | 3                   | 7                   | 0       | 0               | 56                  | 82                    | 12                  | 4                        | 185                         |
|                       | Expl. | 2                       | 5337          | 0.0%      | 0                   | 0                     | 0                     | 0                   | 1                   | 0       | 0               | 0                   | 0                     | 0                   | 1                        | 0                           |
|                       | RLE.  | 20                      | 5337          | 0.4%      | 0                   | 1                     | 0                     | 0                   | 4                   | 0       | 0               | 1                   | 5                     | 0                   | 0                        | 3                           |
|                       | Oth.  | 0                       | 5337          | 0.0%      | 0                   | 0                     | 0                     | 0                   | 0                   | 0       | 0               | 0                   | 0                     | 0                   | 0                        | 0                           |
| Jr./Middle            | Susp. | 584                     | 1316          | 44.4%     | 2                   | 1                     | 1                     | 0                   | 0                   | 0       | 0               | 55                  | 175                   | 2                   | 1                        | 104                         |
|                       | Expl. | 2                       | 1316          | 0.2%      | 0                   | 0                     | 0                     | 0                   | 1                   | 0       | 0               | 0                   | 0                     | 0                   | 0                        | 0                           |
|                       | RLE.  | 36                      | 1316          | 2.7%      | 2                   | 0                     | 0                     | 0                   | 1                   | 0       | 0               | 1                   | 9                     | 0                   | 0                        | 16                          |
|                       | Oth.  | 0                       | 1316          | 0.0%      | 0                   | 0                     | 0                     | 0                   | 0                   | 0       | 0               | 0                   | 0                     | 0                   | 0                        | 0                           |
| Senior                | Susp. | 516                     | 2770          | 18.6%     | 22                  | 13                    | 3                     | 0                   | 3                   | 0       | 0               | 41                  | 55                    | 2                   | 2                        | 232                         |
|                       | Expl. | 9                       | 2770          | 0.3%      | 4                   | 1                     | 0                     | 0                   | 4                   | 0       | 0               | 0                   | 0                     | 0                   | 0                        | 0                           |
|                       | RLE.  | 40                      | 2770          | 1.4%      | 12                  | 3                     | 0                     | 0                   | 0                   | 0       | 0               | 0                   | 1                     | 0                   | 0                        | 15                          |
|                       | Oth.  | 0                       | 2770          | 0.0%      | 0                   | 0                     | 0                     | 0                   | 0                   | 0       | 0               | 0                   | 0                     | 0                   | 0                        | 0                           |
| 0040 District Totals: |       |                         |               |           |                     |                       |                       |                     |                     |         |                 |                     |                       |                     |                          |                             |
|                       | Susp. | 1545                    | 9423          | 16.4%     | 24                  | 16                    | 6                     | 3                   | 10                  | 0       | 0               | 152                 | 312                   | 16                  | 7                        | 521                         |
|                       | Expl. | 13                      | 9423          | 0.1%      | 4                   | 1                     | 0                     | 0                   | 6                   | 0       | 0               | 0                   | 0                     | 0                   | 1                        | 0                           |
|                       | RLE.  | 96                      | 9423          | 1.0%      | 14                  | 4                     | 0                     | 0                   | 5                   | 0       | 0               | 2                   | 15                    | 0                   | 0                        | 34                          |
|                       | Oth.  | 0                       | 9423          | 0.0%      | 0                   | 0                     | 0                     | 0                   | 0                   | 0       | 0               | 0                   | 0                     | 0                   | 0                        | 0                           |
| 0050 BENNETT 29J      |       |                         |               |           |                     |                       |                       |                     |                     |         |                 |                     |                       |                     |                          |                             |
| Elementary            | Susp. | 10                      | 501           | 2.0%      | 0                   | 0                     | 0                     | 0                   | 0                   | 0       | 0               | 0                   | 0                     | 0                   | 0                        | 10                          |
|                       | Expl. | 0                       | 501           | 0.0%      | 0                   | 0                     | 0                     | 0                   | 0                   | 0       | 0               | 0                   | 0                     | 0                   | 0                        | 0                           |
|                       | RLE.  | 0                       | 501           | 0.0%      | 0                   | 0                     | 0                     | 0                   | 0                   | 0       | 0               | 0                   | 0                     | 0                   | 0                        | 0                           |
|                       | Oth.  | 0                       | 501           | 0.0%      | 0                   | 0                     | 0                     | 0                   | 0                   | 0       | 0               | 0                   | 0                     | 0                   | 0                        | 0                           |
| Jr./Middle            | Susp. | 98                      | 290           | 33.8%     | 0                   | 0                     | 0                     | 15                  | 1                   | 0       | 0               | 31                  | 0                     | 2                   | 0                        | 49                          |
|                       | Expl. | 0                       | 290           | 0.0%      | 0                   | 0                     | 0                     | 0                   | 0                   | 0       | 0               | 0                   | 0                     | 0                   | 0                        | 0                           |
|                       | RLE.  | 1                       | 290           | 0.3%      | 0                   | 0                     | 0                     | 0                   | 1                   | 0       | 0               | 0                   | 0                     | 0                   | 0                        | 0                           |
|                       | Oth.  | 0                       | 290           | 0.0%      | 0                   | 0                     | 0                     | 0                   | 0                   | 0       | 0               | 0                   | 0                     | 0                   | 0                        | 0                           |
| Senior                | Susp. | 67                      | 381           | 17.6%     | 0                   | 0                     | 1                     | 13                  | 0                   | 0       | 0               | 8                   | 0                     | 2                   | 0                        | 43                          |
|                       | Expl. | 0                       | 381           | 0.0%      | 0                   | 0                     | 0                     | 0                   | 0                   | 0       | 0               | 0                   | 0                     | 0                   | 0                        | 0                           |
|                       | RLE.  | 0                       | 381           | 0.0%      | 0                   | 0                     | 0                     | 0                   | 0                   | 0       | 0               | 0                   | 0                     | 0                   | 0                        | 0                           |
|                       | Oth.  | 2                       | 381           | 0.5%      | 0                   | 0                     | 2                     | 0                   | 0                   | 0       | 0               | 0                   | 0                     | 0                   | 0                        | 0                           |
| 0050 District Totals: |       |                         |               |           |                     |                       |                       |                     |                     |         |                 |                     |                       |                     |                          |                             |
|                       | Susp. | 175                     | 1172          | 14.9%     | 0                   | 0                     | 1                     | 28                  | 1                   | 0       | 0               | 39                  | 0                     | 4                   | 0                        | 102                         |
|                       | Expl. | 0                       | 1172          | 0.0%      | 0                   | 0                     | 0                     | 0                   | 0                   | 0       | 0               | 0                   | 0                     | 0                   | 0                        | 0                           |
|                       | RLE.  | 1                       | 1172          | 0.1%      | 0                   | 0                     | 0                     | 0                   | 0                   | 0       | 0               | 0                   | 0                     | 0                   | 0                        | 0                           |
|                       | Oth.  | 2                       | 1172          | 0.2%      | 0                   | 0                     | 2                     | 0                   | 0                   | 0       | 0               | 0                   | 0                     | 0                   | 0                        | 0                           |



**COLORADO DEPARTMENT OF EDUCATION**

**SAFETY & DISCIPLINE INDICATORS  
2003-2004 SUSPENSIONS AND EXPULSIONS REPORT  
INCIDENT RATE AND REASONS BY SCHOOL TYPE**


|                       | TYPE  | STUDENTS<br>DISCIPLINED | EOY<br>STU CT | % RATE | DRUG<br>VIAOLATIONS | ALCOHOL<br>VIOLATIONS | TOBACCO<br>VIOLATIONS | ASSUALTS/<br>FIGHTS | DANGEROU<br>S WEAPONS | ROBBERY | OTHER<br>FELONY | DISOBEY/<br>DEFIANT | DETREMENT<br>BEHAVIOR | DESTROY<br>PROPERTY | REPEATED<br>INTERFERANCE | OTHER<br>CODE OF<br>CONDUCT |
|-----------------------|-------|-------------------------|---------------|--------|---------------------|-----------------------|-----------------------|---------------------|-----------------------|---------|-----------------|---------------------|-----------------------|---------------------|--------------------------|-----------------------------|
| 0060 STRASBURG 31J    |       |                         |               |        |                     |                       |                       |                     |                       |         |                 |                     |                       |                     |                          |                             |
| Elementary            | Susp. | 19                      | 484           | 3.9%   | 0                   | 0                     | 0                     | 11                  | 0                     | 0       | 0               | 3                   | 2                     | 0                   | 0                        | 3                           |
|                       | Expl. | 0                       | 484           | 0.0%   | 0                   | 0                     | 0                     | 0                   | 0                     | 0       | 0               | 0                   | 0                     | 0                   | 0                        | 0                           |
|                       | RLE.  | 0                       | 484           | 0.0%   | 0                   | 0                     | 0                     | 0                   | 0                     | 0       | 0               | 0                   | 0                     | 0                   | 0                        | 0                           |
|                       | Oth.  | 4                       | 484           | 0.8%   | 0                   | 0                     | 0                     | 1                   | 0                     | 0       | 0               | 0                   | 1                     | 0                   | 0                        | 2                           |
| Jr./Middle            | Susp. | 33                      | 150           | 22.0%  | 0                   | 0                     | 0                     | 1                   | 0                     | 0       | 0               | 5                   | 0                     | 0                   | 5                        | 22                          |
|                       | Expl. | 0                       | 150           | 0.0%   | 0                   | 0                     | 0                     | 0                   | 0                     | 0       | 0               | 0                   | 0                     | 0                   | 0                        | 0                           |
|                       | RLE.  | 0                       | 150           | 0.0%   | 0                   | 0                     | 0                     | 0                   | 0                     | 0       | 0               | 0                   | 0                     | 0                   | 0                        | 0                           |
|                       | Oth.  | 85                      | 150           | 56.7%  | 0                   | 1                     | 0                     | 1                   | 0                     | 0       | 0               | 31                  | 0                     | 0                   | 11                       | 40                          |
| Senior                | Susp. | 53                      | 292           | 18.2%  | 0                   | 3                     | 0                     | 13                  | 0                     | 0       | 0               | 19                  | 0                     | 0                   | 0                        | 18                          |
|                       | Expl. | 0                       | 292           | 0.0%   | 0                   | 0                     | 0                     | 0                   | 0                     | 0       | 0               | 0                   | 0                     | 0                   | 0                        | 0                           |
|                       | RLE.  | 0                       | 292           | 0.0%   | 0                   | 0                     | 0                     | 0                   | 0                     | 0       | 0               | 0                   | 0                     | 0                   | 0                        | 0                           |
|                       | Oth.  | 99                      | 292           | 33.9%  | 0                   | 1                     | 2                     | 1                   | 0                     | 0       | 0               | 61                  | 0                     | 3                   | 3                        | 28                          |
| 0060 District Totals: |       |                         |               |        |                     |                       |                       |                     |                       |         |                 |                     |                       |                     |                          |                             |
|                       | Susp. | 105                     | 926           | 11.3%  | 0                   | 3                     | 0                     | 25                  | 0                     | 0       | 0               | 27                  | 2                     | 0                   | 5                        | 43                          |
|                       | Expl. | 0                       | 926           | 0.0%   | 0                   | 0                     | 0                     | 0                   | 0                     | 0       | 0               | 0                   | 0                     | 0                   | 0                        | 0                           |
|                       | RLE.  | 0                       | 926           | 0.0%   | 0                   | 0                     | 0                     | 0                   | 0                     | 0       | 0               | 0                   | 0                     | 0                   | 0                        | 0                           |
|                       | Oth.  | 188                     | 926           | 20.3%  | 0                   | 2                     | 2                     | 3                   | 0                     | 0       | 0               | 92                  | 1                     | 3                   | 14                       | 70                          |
| 0070 WESTMINSTER 50   |       |                         |               |        |                     |                       |                       |                     |                       |         |                 |                     |                       |                     |                          |                             |
| Elementary            | Susp. | 377                     | 5299          | 7.1%   | 2                   | 0                     | 6                     | 0                   | 5                     | 0       | 0               | 60                  | 77                    | 9                   | 4                        | 214                         |
|                       | Expl. | 3                       | 5299          | 0.1%   | 0                   | 0                     | 0                     | 0                   | 0                     | 0       | 0               | 0                   | 1                     | 0                   | 0                        | 2                           |
|                       | RLE.  | 0                       | 5299          | 0.0%   | 0                   | 0                     | 0                     | 0                   | 0                     | 0       | 0               | 0                   | 0                     | 0                   | 0                        | 0                           |
|                       | Oth.  | 0                       | 5299          | 0.0%   | 0                   | 0                     | 0                     | 0                   | 0                     | 0       | 0               | 0                   | 0                     | 0                   | 0                        | 0                           |
| Jr./Middle            | Susp. | 1844                    | 2777          | 66.4%  | 37                  | 8                     | 6                     | 1                   | 13                    | 0       | 2               | 525                 | 26                    | 18                  | 4                        | 1204                        |
|                       | Expl. | 19                      | 2777          | 0.7%   | 3                   | 0                     | 0                     | 1                   | 6                     | 0       | 1               | 0                   | 2                     | 1                   | 0                        | 5                           |
|                       | RLE.  | 1                       | 2777          | 0.0%   | 0                   | 0                     | 0                     | 0                   | 0                     | 0       | 0               | 0                   | 0                     | 0                   | 0                        | 1                           |
|                       | Oth.  | 0                       | 2777          | 0.0%   | 0                   | 0                     | 0                     | 0                   | 0                     | 0       | 0               | 0                   | 0                     | 0                   | 0                        | 0                           |
| Senior                | Susp. | 616                     | 3586          | 17.2%  | 102                 | 2                     | 3                     | 1                   | 7                     | 0       | 0               | 70                  | 20                    | 4                   | 0                        | 407                         |
|                       | Expl. | 15                      | 3586          | 0.4%   | 7                   | 0                     | 0                     | 1                   | 4                     | 0       | 0               | 0                   | 0                     | 0                   | 0                        | 3                           |
|                       | RLE.  | 1                       | 3586          | 0.0%   | 0                   | 0                     | 0                     | 0                   | 1                     | 0       | 0               | 0                   | 0                     | 0                   | 0                        | 0                           |
|                       | Oth.  | 0                       | 3586          | 0.0%   | 0                   | 0                     | 0                     | 0                   | 0                     | 0       | 0               | 0                   | 0                     | 0                   | 0                        | 0                           |
| 0070 District Totals: |       |                         |               |        |                     |                       |                       |                     |                       |         |                 |                     |                       |                     |                          |                             |
|                       | Susp. | 2837                    | 11662         | 24.3%  | 141                 | 10                    | 15                    | 2                   | 25                    | 0       | 2               | 655                 | 123                   | 31                  | 8                        | 1825                        |
|                       | Expl. | 37                      | 11662         | 0.3%   | 10                  | 0                     | 0                     | 2                   | 10                    | 0       | 1               | 0                   | 3                     | 1                   | 0                        | 10                          |
|                       | RLE.  | 2                       | 11662         | 0.0%   | 0                   | 0                     | 0                     | 0                   | 7                     | 0       | 0               | 0                   | 0                     | 0                   | 0                        | 1                           |
|                       | Oth.  | 0                       | 11662         | 0.0%   | 0                   | 0                     | 0                     | 0                   | 0                     | 0       | 0               | 0                   | 0                     | 0                   | 0                        | 0                           |
| ADAMS Totals:         |       |                         |               |        |                     |                       |                       |                     |                       |         |                 |                     |                       |                     |                          |                             |
|                       | Susp. | 13868                   | 73861         | 18.8%  | 586                 | 129                   | 84                    | 114                 | 50                    | 0       | 11              | 2284                | 1035                  | 121                 | 85                       | 8597                        |
|                       | Expl. | 251                     | 73861         | 0.3%   | 43                  | 6                     | 0                     | 9                   | 52                    | 0       | 3               | 7                   | 42                    | 1                   | 2                        | 84                          |
|                       | RLE.  | 1455                    | 73861         | 2.0%   | 293                 | 52                    | 9                     | 27                  | 34                    | 0       | 5               | 33                  | 133                   | 12                  | 8                        | 797                         |
|                       | Oth.  | 190                     | 73861         | 0.3%   | 0                   | 2                     | 4                     | 3                   | 0                     | 0       | 0               | 92                  | 1                     | 3                   | 14                       | 70                          |
| ALAMOSA               |       |                         |               |        |                     |                       |                       |                     |                       |         |                 |                     |                       |                     |                          |                             |
| 0100 ALAMOSA RE-11J   |       |                         |               |        |                     |                       |                       |                     |                       |         |                 |                     |                       |                     |                          |                             |



**COLORADO DEPARTMENT OF EDUCATION**

**SAFETY & DISCIPLINE INDICATORS  
2003-2004 SUSPENSIONS AND EXPULSIONS REPORT  
INCIDENT RATE AND REASONS BY SCHOOL TYPE**


|                              | TYPE  | STUDENTS    |        |        | DRUG<br>VIAOLATIONS | ALCOHOL<br>VIOLATIONS | TOBACCO<br>VIOLATIONS | ASSUALTS/<br>FIGHTS | DANGEROU<br>S WEAPONS | ROBBERY | OTHER<br>FELONY | DISOBEY/<br>DEFIANT | DETREMENT<br>BEHAVIOR | DESTROY<br>PROPERTY | REPEATED<br>INTERFERANCE | OTHER<br>CODE OF<br>CONDUCT |
|------------------------------|-------|-------------|--------|--------|---------------------|-----------------------|-----------------------|---------------------|-----------------------|---------|-----------------|---------------------|-----------------------|---------------------|--------------------------|-----------------------------|
|                              |       | DISCIPLINED | STU CT | % RATE |                     |                       |                       |                     |                       |         |                 |                     |                       |                     |                          |                             |
| Elementary                   | Susp. | 15          | 1002   | 1.5%   | 0                   | 0                     | 0                     | 0                   | 0                     | 0       | 2               | 12                  | 0                     | 0                   | 1                        |                             |
|                              | Expl. | 1           | 1002   | 0.1%   | 0                   | 0                     | 0                     | 0                   | 1                     | 0       | 0               | 0                   | 0                     | 0                   | 0                        |                             |
|                              | RLE.  | 1           | 1002   | 0.1%   | 0                   | 0                     | 0                     | 0                   | 1                     | 0       | 0               | 0                   | 0                     | 0                   | 0                        |                             |
|                              | Oth.  | 0           | 1002   | 0.0%   | 0                   | 0                     | 0                     | 0                   | 0                     | 0       | 0               | 0                   | 0                     | 0                   | 0                        |                             |
| Jr./Middle                   | Susp. | 125         | 657    | 19.0%  | 6                   | 2                     | 6                     | 0                   | 5                     | 0       | 0               | 9                   | 29                    | 1                   | 8                        | 59                          |
|                              | Expl. | 12          | 657    | 1.8%   | 1                   | 0                     | 0                     | 0                   | 5                     | 0       | 0               | 0                   | 4                     | 0                   | 2                        | 0                           |
|                              | RLE.  | 10          | 657    | 1.5%   | 3                   | 0                     | 0                     | 0                   | 5                     | 0       | 0               | 0                   | 2                     | 0                   | 0                        | 0                           |
|                              | Oth.  | 3           | 657    | 0.5%   | 1                   | 0                     | 0                     | 0                   | 0                     | 0       | 0               | 0                   | 2                     | 0                   | 0                        | 0                           |
| Senior                       | Susp. | 141         | 887    | 15.9%  | 6                   | 9                     | 6                     | 0                   | 1                     | 0       | 0               | 51                  | 17                    | 1                   | 0                        | 50                          |
|                              | Expl. | 2           | 887    | 0.2%   | 0                   | 0                     | 0                     | 0                   | 0                     | 0       | 0               | 0                   | 0                     | 2                   | 0                        | 0                           |
|                              | RLE.  | 25          | 887    | 2.8%   | 0                   | 0                     | 0                     | 0                   | 0                     | 0       | 0               | 0                   | 0                     | 0                   | 0                        | 0                           |
|                              | Oth.  | 0           | 887    | 0.0%   | 0                   | 0                     | 0                     | 0                   | 0                     | 0       | 0               | 0                   | 0                     | 0                   | 0                        | 0                           |
| 0100 District Totals:        |       |             |        |        |                     |                       |                       |                     |                       |         |                 |                     |                       |                     |                          |                             |
|                              | Susp. | 281         | 2546   | 11.0%  | 12                  | 11                    | 12                    | 0                   | 6                     | 0       | 0               | 62                  | 58                    | 2                   | 8                        | 110                         |
|                              | Expl. | 15          | 2546   | 0.6%   | 1                   | 0                     | 0                     | 0                   | 6                     | 0       | 0               | 0                   | 4                     | 2                   | 2                        | 0                           |
|                              | RLE.  | 36          | 2546   | 1.4%   | 3                   | 0                     | 0                     | 0                   | 6                     | 0       | 0               | 0                   | 2                     | 0                   | 0                        | 0                           |
|                              | Oth.  | 3           | 2546   | 0.1%   | 1                   | 0                     | 0                     | 0                   | 0                     | 0       | 0               | 2                   | 0                     | 0                   | 0                        |                             |
| 0110 SANGRE DE CRISTO RE-22J |       |             |        |        |                     |                       |                       |                     |                       |         |                 |                     |                       |                     |                          |                             |
| Elementary                   | Susp. | 25          | 182    | 13.7%  | 0                   | 0                     | 0                     | 12                  | 0                     | 0       | 0               | 13                  | 0                     | 0                   | 0                        |                             |
|                              | Expl. | 0           | 182    | 0.0%   | 0                   | 0                     | 0                     | 0                   | 0                     | 0       | 0               | 0                   | 0                     | 0                   | 0                        |                             |
|                              | RLE.  | 0           | 182    | 0.0%   | 0                   | 0                     | 0                     | 0                   | 0                     | 0       | 0               | 0                   | 0                     | 0                   | 0                        |                             |
|                              | Oth.  | 0           | 182    | 0.0%   | 0                   | 0                     | 0                     | 0                   | 0                     | 0       | 0               | 0                   | 0                     | 0                   | 0                        |                             |
| Senior                       | Susp. | 11          | 177    | 6.2%   | 0                   | 0                     | 0                     | 7                   | 1                     | 0       | 0               | 3                   | 0                     | 0                   | 0                        |                             |
|                              | Expl. | 0           | 177    | 0.0%   | 0                   | 0                     | 0                     | 0                   | 0                     | 0       | 0               | 0                   | 0                     | 0                   | 0                        |                             |
|                              | RLE.  | 0           | 177    | 0.0%   | 0                   | 0                     | 0                     | 0                   | 0                     | 0       | 0               | 0                   | 0                     | 0                   | 0                        |                             |
|                              | Oth.  | 156         | 177    | 88.1%  | 0                   | 0                     | 5                     | 5                   | 0                     | 0       | 0               | 56                  | 90                    | 0                   | 0                        |                             |
| 0110 District Totals:        |       |             |        |        |                     |                       |                       |                     |                       |         |                 |                     |                       |                     |                          |                             |
|                              | Susp. | 36          | 359    | 10.0%  | 0                   | 0                     | 0                     | 19                  | 1                     | 0       | 0               | 13                  | 3                     | 0                   | 0                        |                             |
|                              | Expl. | 0           | 359    | 0.0%   | 0                   | 0                     | 0                     | 0                   | 0                     | 0       | 0               | 0                   | 0                     | 0                   | 0                        |                             |
|                              | RLE.  | 0           | 359    | 0.0%   | 0                   | 0                     | 0                     | 0                   | 0                     | 0       | 0               | 0                   | 0                     | 0                   | 0                        |                             |
|                              | Oth.  | 156         | 359    | 43.5%  | 0                   | 0                     | 5                     | 5                   | 0                     | 0       | 56              | 90                  | 0                     | 0                   |                          |                             |
| ALAMOSA Totals:              |       |             |        |        |                     |                       |                       |                     |                       |         |                 |                     |                       |                     |                          |                             |
|                              | Susp. | 317         | 2905   | 10.9%  | 12                  | 11                    | 12                    | 19                  | 7                     | 0       | 0               | 75                  | 61                    | 2                   | 8                        | 110                         |
|                              | Expl. | 15          | 2905   | 0.5%   | 1                   | 0                     | 0                     | 0                   | 6                     | 0       | 0               | 4                   | 2                     | 2                   | 0                        |                             |
|                              | RLE.  | 36          | 2905   | 1.2%   | 3                   | 0                     | 0                     | 0                   | 6                     | 0       | 0               | 2                   | 0                     | 0                   | 0                        |                             |
|                              | Oth.  | 159         | 2905   | 5.5%   | 1                   | 0                     | 5                     | 5                   | 0                     | 0       | 56              | 92                  | 0                     | 0                   |                          |                             |
| ARAPAHOE                     |       |             |        |        |                     |                       |                       |                     |                       |         |                 |                     |                       |                     |                          |                             |
| 0120 ENGLEWOOD 1             |       |             |        |        |                     |                       |                       |                     |                       |         |                 |                     |                       |                     |                          |                             |
| Elementary                   | Susp. | 85          | 1601   | 5.3%   | 1                   | 0                     | 1                     | 12                  | 2                     | 0       | 0               | 14                  | 28                    | 1                   | 0                        | 7                           |
|                              | Expl. | 0           | 1601   | 0.0%   | 0                   | 0                     | 0                     | 0                   | 0                     | 0       | 0               | 0                   | 0                     | 0                   | 0                        | 0                           |
|                              | RLE.  | 12          | 1601   | 0.7%   | 1                   | 0                     | 0                     | 0                   | 0                     | 0       | 0               | 0                   | 5                     | 0                   | 0                        | 1                           |
|                              | Oth.  | 0           | 1601   | 0.0%   | 0                   | 0                     | 0                     | 0                   | 0                     | 0       | 0               | 0                   | 0                     | 0                   | 0                        | 0                           |
| Jr./Middle                   | Susp. | 410         | 974    | 42.1%  | 12                  | 0                     | 3                     | 6                   | 4                     | 0       | 0               | 127                 | 33                    | 7                   | 0                        | 98                          |
|                              | Expl. | 8           | 974    | 0.8%   | 1                   | 0                     | 0                     | 1                   | 1                     | 0       | 0               | 1                   | 1                     | 0                   | 0                        | 0                           |
|                              | RLE.  | 61          | 974    | 6.3%   | 10                  | 0                     | 2                     | 4                   | 2                     | 0       | 0               | 3                   | 7                     | 2                   | 0                        | 13                          |



**COLORADO DEPARTMENT OF EDUCATION**

**SAFETY & DISCIPLINE INDICATORS  
2003-2004 SUSPENSIONS AND EXPULSIONS REPORT  
INCIDENT RATE AND REASONS BY SCHOOL TYPE**

|                       | TYPE  | STUDENTS<br>DISCIPLINED | EOY<br>STU CT | %<br>RATE | DRUG<br>VIAOLATIONS | ALCOHOL<br>VIOLATIONS | TOBACCO<br>VIOLATIONS | ASSUALTS/<br>FIGHTS | DANGEROU<br>S WEAPONS | ROBBERY | OTHER<br>FELONY | DISOBEY/<br>DEFIANT | DETREMENT<br>BEHAVIOR | DESTROY<br>PROPERTY | REPEATED<br>INTERFERENCE | OTHER<br>CODE OF<br>CONDUCT |
|-----------------------|-------|-------------------------|---------------|-----------|---------------------|-----------------------|-----------------------|---------------------|-----------------------|---------|-----------------|---------------------|-----------------------|---------------------|--------------------------|-----------------------------|
|                       | Oth.  | 0                       | 974           | 0.0%      | 0                   | 0                     | 0                     | 0                   | 0                     | 0       | 0               | 0                   | 0                     | 0                   | 0                        | 0                           |
| Senior                | Susp. | 151                     | 2160          | 7.0%      | 9                   | 8                     | 3                     | 1                   | 0                     | 1       | 1               | 50                  | 12                    | 2                   | 2                        | 25                          |
|                       | Expl. | 8                       | 2160          | 0.4%      | 1                   | 0                     | 0                     | 0                   | 3                     | 0       | 0               | 0                   | 2                     | 0                   | 0                        | 1                           |
|                       | RLE.  | 59                      | 2160          | 2.7%      | 7                   | 2                     | 2                     | 1                   | 3                     | 1       | 1               | 12                  | 7                     | 1                   | 0                        | 1                           |
|                       | Oth.  | 0                       | 2160          | 0.0%      | 0                   | 0                     | 0                     | 0                   | 0                     | 0       | 0               | 0                   | 0                     | 0                   | 0                        | 0                           |
| 0120 District Totals: |       |                         |               |           |                     |                       |                       |                     |                       |         |                 |                     |                       |                     |                          |                             |
|                       | Susp. | 646                     | 4735          | 13.6%     | 22                  | 8                     | 7                     | 19                  | 6                     | 1       | 1               | 191                 | 73                    | 10                  | 2                        | 130                         |
|                       | Expl. | 16                      | 4735          | 0.3%      | 2                   | 0                     | 0                     | 1                   | 4                     | 0       | 0               | 1                   | 3                     | 0                   | 0                        | 1                           |
|                       | RLE.  | 132                     | 4735          | 2.8%      | 18                  | 2                     | 4                     | 5                   | 4                     | 1       | 1               | 15                  | 19                    | 3                   | 0                        | 15                          |
|                       | Oth.  | 0                       | 4735          | 0.0%      | 0                   | 0                     | 0                     | 0                   | 0                     | 0       | 0               | 0                   | 0                     | 0                   | 0                        | 0                           |
| 0123 SHERIDAN 2       |       |                         |               |           |                     |                       |                       |                     |                       |         |                 |                     |                       |                     |                          |                             |
| Elementary            | Susp. | 43                      | 783           | 5.5%      | 0                   | 0                     | 0                     | 5                   | 0                     | 0       | 0               | 6                   | 0                     | 0                   | 0                        | 26                          |
|                       | Expl. | 1                       | 783           | 0.1%      | 0                   | 0                     | 0                     | 0                   | 1                     | 0       | 0               | 0                   | 0                     | 0                   | 0                        | 0                           |
|                       | RLE.  | 0                       | 783           | 0.0%      | 0                   | 0                     | 0                     | 0                   | 0                     | 0       | 0               | 0                   | 0                     | 0                   | 0                        | 0                           |
|                       | Oth.  | 0                       | 783           | 0.0%      | 0                   | 0                     | 0                     | 0                   | 0                     | 0       | 0               | 0                   | 0                     | 0                   | 0                        | 0                           |
| Jr./Middle            | Susp. | 397                     | 471           | 84.3%     | 0                   | 0                     | 2                     | 5                   | 0                     | 0       | 0               | 0                   | 0                     | 0                   | 0                        | 125                         |
|                       | Expl. | 3                       | 471           | 0.6%      | 0                   | 0                     | 0                     | 0                   | 0                     | 0       | 0               | 0                   | 1                     | 0                   | 0                        | 0                           |
|                       | RLE.  | 0                       | 471           | 0.0%      | 0                   | 0                     | 0                     | 0                   | 0                     | 0       | 0               | 0                   | 0                     | 0                   | 0                        | 0                           |
|                       | Oth.  | 0                       | 471           | 0.0%      | 0                   | 0                     | 0                     | 0                   | 0                     | 0       | 0               | 0                   | 0                     | 0                   | 0                        | 0                           |
| Senior                | Susp. | 247                     | 725           | 34.1%     | 6                   | 0                     | 3                     | 3                   | 0                     | 0       | 0               | 1                   | 3                     | 4                   | 1                        | 100                         |
|                       | Expl. | 1                       | 725           | 0.1%      | 1                   | 0                     | 0                     | 0                   | 0                     | 0       | 0               | 0                   | 0                     | 0                   | 0                        | 0                           |
|                       | RLE.  | 0                       | 725           | 0.0%      | 0                   | 0                     | 0                     | 0                   | 0                     | 0       | 0               | 0                   | 0                     | 0                   | 0                        | 0                           |
|                       | Oth.  | 0                       | 725           | 0.0%      | 0                   | 0                     | 0                     | 0                   | 0                     | 0       | 0               | 0                   | 0                     | 0                   | 0                        | 0                           |
| 0123 District Totals: |       |                         |               |           |                     |                       |                       |                     |                       |         |                 |                     |                       |                     |                          |                             |
|                       | Susp. | 687                     | 1979          | 34.7%     | 6                   | 0                     | 5                     | 13                  | 0                     | 0       | 0               | 7                   | 3                     | 4                   | 1                        | 251                         |
|                       | Expl. | 5                       | 1979          | 0.3%      | 3                   | 0                     | 0                     | 0                   | 1                     | 0       | 0               | 0                   | 1                     | 0                   | 0                        | 0                           |
|                       | RLE.  | 0                       | 1979          | 0.0%      | 0                   | 0                     | 0                     | 0                   | 0                     | 0       | 0               | 0                   | 0                     | 0                   | 0                        | 0                           |
|                       | Oth.  | 0                       | 1979          | 0.0%      | 0                   | 0                     | 0                     | 0                   | 0                     | 0       | 0               | 0                   | 0                     | 0                   | 0                        | 0                           |
| 0130 CHERRY CREEK 5   |       |                         |               |           |                     |                       |                       |                     |                       |         |                 |                     |                       |                     |                          |                             |
| Elementary            | Susp. | 631                     | 21793         | 2.9%      | 1                   | 0                     | 0                     | 0                   | 0                     | 0       | 0               | 32                  | 15                    | 4                   | 0                        | 518                         |
|                       | Expl. | 0                       | 21793         | 0.0%      | 0                   | 0                     | 0                     | 0                   | 0                     | 0       | 0               | 0                   | 0                     | 0                   | 0                        | 0                           |
|                       | RLE.  | 2                       | 21793         | 0.0%      | 1                   | 0                     | 0                     | 0                   | 0                     | 0       | 0               | 0                   | 0                     | 0                   | 0                        | 0                           |
|                       | Oth.  | 0                       | 21793         | 0.0%      | 0                   | 0                     | 0                     | 0                   | 0                     | 0       | 0               | 0                   | 0                     | 0                   | 0                        | 0                           |
| Jr./Middle            | Susp. | 3128                    | 11972         | 26.1%     | 27                  | 12                    | 33                    | 0                   | 5                     | 0       | 0               | 14                  | 12                    | 1                   | 0                        | 2640                        |
|                       | Expl. | 38                      | 11972         | 0.3%      | 7                   | 0                     | 0                     | 0                   | 11                    | 0       | 0               | 0                   | 10                    | 0                   | 0                        | 0                           |
|                       | RLE.  | 314                     | 11972         | 2.6%      | 31                  | 10                    | 2                     | 0                   | 12                    | 0       | 0               | 2                   | 17                    | 1                   | 0                        | 145                         |
|                       | Oth.  | 8                       | 11972         | 0.1%      | 1                   | 0                     | 4                     | 0                   | 0                     | 0       | 0               | 2                   | 0                     | 0                   | 0                        | 0                           |
| Senior                | Susp. | 4228                    | 15910         | 26.6%     | 139                 | 52                    | 101                   | 0                   | 9                     | 0       | 2               | 191                 | 30                    | 4                   | 0                        | 3321                        |
|                       | Expl. | 72                      | 15910         | 0.5%      | 18                  | 2                     | 0                     | 1                   | 14                    | 0       | 1               | 0                   | 26                    | 0                   | 1                        | 0                           |
|                       | RLE.  | 641                     | 15910         | 4.0%      | 142                 | 47                    | 3                     | 1                   | 23                    | 0       | 3               | 3                   | 27                    | 3                   | 0                        | 229                         |
|                       | Oth.  | 15                      | 15910         | 0.1%      | 0                   | 0                     | 3                     | 0                   | 0                     | 0       | 0               | 0                   | 0                     | 0                   | 0                        | 10                          |
| 0130 District Totals: |       |                         |               |           |                     |                       |                       |                     |                       |         |                 |                     |                       |                     |                          |                             |
|                       | Susp. | 7987                    | 49675         | 16.1%     | 167                 | 64                    | 134                   | 0                   | 14                    | 0       | 2               | 237                 | 57                    | 9                   | 0                        | 6479                        |
|                       | Expl. | 110                     | 49675         | 0.2%      | 25                  | 2                     | 0                     | 1                   | 25                    | 0       | 1               | 0                   | 36                    | 0                   | 1                        | 0                           |
|                       | RLE.  | 957                     | 49675         | 1.9%      | 174                 | 57                    | 5                     | 1                   | 34                    | 0       | 3               | 5                   | 44                    | 4                   | 0                        | 374                         |
|                       | Oth.  | 23                      | 49675         | 0.0%      | 1                   | 0                     | 7                     | 0                   | 0                     | 0       | 0               | 2                   | 0                     | 0                   | 0                        | 10                          |






**COLORADO DEPARTMENT OF EDUCATION**

**SAFETY & DISCIPLINE INDICATORS  
2003-2004 SUSPENSIONS AND EXPULSIONS REPORT  
INCIDENT RATE AND REASONS BY SCHOOL TYPE**

|                             | TYPE  | STUDENTS<br>DISCIPLINED | EOY<br>STU CT | % RATE | DRUG<br>VIAOLATIONS | ALCOHOL<br>VIOLATIONS | TOBACCO<br>VIOLATIONS | ASSUALTS/<br>FIGHTS | DANGEROU<br>S WEAPONS | ROBBERY | OTHER<br>FELONY | DISOBEY/<br>DEFIANT | DETREMENT<br>BEHAVIOR | DESTROY<br>PROPERTY | REPEATED<br>INTERFERANCE | OTHER<br>CODE OF<br>CONDUCT |
|-----------------------------|-------|-------------------------|---------------|--------|---------------------|-----------------------|-----------------------|---------------------|-----------------------|---------|-----------------|---------------------|-----------------------|---------------------|--------------------------|-----------------------------|
| 0180 District Totals:       |       |                         |               |        |                     |                       |                       |                     |                       |         |                 |                     |                       |                     |                          |                             |
|                             | Susp. | 8957                    | 36205         | 24.7%  | 112                 | 34                    | 18                    | 0                   | 0                     | 0       | 13              | 4602                | 3238                  | 40                  | 19                       | 0                           |
|                             | Expl. | 110                     | 36205         | 0.3%   | 8                   | 0                     | 0                     | 1                   | 31                    | 4       | 2               | 10                  | 51                    | 1                   | 0                        | 0                           |
|                             | RLE.  | 846                     | 36205         | 2.3%   | 54                  | 10                    | 0                     | 0                   | 10                    | 0       | 6               | 46                  | 419                   | 13                  | 0                        | 0                           |
|                             | Oth.  | 0                       | 36205         | 0.0%   | 0                   | 0                     | 0                     | 0                   | 0                     | 0       | 0               | 0                   | 0                     | 0                   | 0                        | 0                           |
| 0190 BYERS 32J              |       |                         |               |        |                     |                       |                       |                     |                       |         |                 |                     |                       |                     |                          |                             |
| Elementary                  | Susp. | 15                      | 384           | 3.9%   | 0                   | 1                     | 0                     | 6                   | 0                     | 0       | 0               | 3                   | 5                     | 0                   | 0                        | 0                           |
|                             | Expl. | 0                       | 384           | 0.0%   | 0                   | 0                     | 0                     | 0                   | 0                     | 0       | 0               | 0                   | 0                     | 0                   | 0                        | 0                           |
|                             | RLE.  | 0                       | 384           | 0.0%   | 0                   | 0                     | 0                     | 0                   | 0                     | 0       | 0               | 0                   | 0                     | 0                   | 0                        | 0                           |
|                             | Oth.  | 0                       | 384           | 0.0%   | 0                   | 0                     | 0                     | 0                   | 0                     | 0       | 0               | 0                   | 0                     | 0                   | 0                        | 0                           |
| Senior                      | Susp. | 40                      | 287           | 13.9%  | 1                   | 0                     | 1                     | 10                  | 2                     | 2       | 0               | 13                  | 10                    | 0                   | 1                        | 0                           |
|                             | Expl. | 1                       | 287           | 0.3%   | 1                   | 0                     | 0                     | 0                   | 0                     | 0       | 0               | 0                   | 0                     | 0                   | 0                        | 0                           |
|                             | RLE.  | 0                       | 287           | 0.0%   | 0                   | 0                     | 0                     | 0                   | 0                     | 0       | 0               | 0                   | 0                     | 0                   | 0                        | 0                           |
|                             | Oth.  | 58                      | 287           | 20.2%  | 0                   | 0                     | 0                     | 0                   | 0                     | 0       | 0               | 0                   | 0                     | 0                   | 0                        | 0                           |
| 0190 District Totals:       |       |                         |               |        |                     |                       |                       |                     |                       |         |                 |                     |                       |                     |                          |                             |
|                             | Susp. | 55                      | 671           | 8.2%   | 1                   | 1                     | 1                     | 16                  | 2                     | 2       | 0               | 16                  | 15                    | 0                   | 1                        | 0                           |
|                             | Expl. | 1                       | 671           | 0.1%   | 0                   | 0                     | 0                     | 4                   | 0                     | 0       | 0               | 0                   | 0                     | 0                   | 0                        | 0                           |
|                             | RLE.  | 0                       | 671           | 0.0%   | 0                   | 0                     | 0                     | 0                   | 0                     | 0       | 0               | 0                   | 0                     | 0                   | 0                        | 0                           |
|                             | Oth.  | 58                      | 671           | 8.6%   | 0                   | 0                     | 0                     | 0                   | 0                     | 0       | 0               | 0                   | 0                     | 0                   | 0                        | 0                           |
| ARAPAHOE Totals:            |       |                         |               |        |                     |                       |                       |                     |                       |         |                 |                     |                       |                     |                          |                             |
|                             | Susp. | 19598                   | 110699        | 17.7%  | 369                 | 132                   | 179                   | 67                  | 23                    | 3       | 16              | 5238                | 3776                  | 82                  | 23                       | 7412                        |
|                             | Expl. | 283                     | 110699        | 0.3%   | 56                  | 7                     | 0                     | 4                   | 65                    | 4       | 3               | 11                  | 100                   | 1                   | 1                        | 6                           |
|                             | RLE.  | 2172                    | 110699        | 2.0%   | 318                 | 99                    | 20                    | 7                   | 47                    | 1       | 10              | 68                  | 524                   | 31                  | 0                        | 453                         |
|                             | Oth.  | 81                      | 110699        | 0.1%   | 1                   | 0                     | 7                     | 0                   | 0                     | 0       | 0               | 2                   | 0                     | 0                   | 0                        | 10                          |
| ARCHULETA                   |       |                         |               |        |                     |                       |                       |                     |                       |         |                 |                     |                       |                     |                          |                             |
| 0220 ARCHULETA COUNTY 50 JT |       |                         |               |        |                     |                       |                       |                     |                       |         |                 |                     |                       |                     |                          |                             |
| Elementary                  | Susp. | 52                      | 768           | 6.8%   | 1                   | 0                     | 0                     | 14                  | 0                     | 1       | 0               | 16                  | 4                     | 0                   | 0                        | 4                           |
|                             | Expl. | 1                       | 768           | 0.1%   | 0                   | 0                     | 0                     | 0                   | 1                     | 0       | 0               | 0                   | 0                     | 0                   | 0                        | 0                           |
|                             | RLE.  | 1                       | 768           | 0.1%   | 1                   | 0                     | 0                     | 0                   | 0                     | 0       | 0               | 0                   | 0                     | 0                   | 0                        | 0                           |
|                             | Oth.  | 44                      | 768           | 5.7%   | 0                   | 0                     | 0                     | 9                   | 2                     | 1       | 0               | 4                   | 10                    | 4                   | 0                        | 14                          |
| Jr./Middle                  | Susp. | 57                      | 307           | 18.6%  | 0                   | 0                     | 2                     | 15                  | 1                     | 0       | 0               | 20                  | 9                     | 2                   | 2                        | 6                           |
|                             | Expl. | 0                       | 307           | 0.0%   | 0                   | 0                     | 0                     | 0                   | 0                     | 0       | 0               | 0                   | 0                     | 0                   | 0                        | 0                           |
|                             | RLE.  | 3                       | 307           | 1.0%   | 0                   | 0                     | 0                     | 1                   | 0                     | 2       | 0               | 0                   | 0                     | 0                   | 0                        | 0                           |
|                             | Oth.  | 2                       | 307           | 0.7%   | 0                   | 0                     | 0                     | 0                   | 0                     | 2       | 0               | 0                   | 0                     | 0                   | 0                        | 0                           |
| Senior                      | Susp. | 49                      | 568           | 8.6%   | 4                   | 1                     | 6                     | 17                  | 0                     | 0       | 0               | 3                   | 2                     | 0                   | 0                        | 16                          |
|                             | Expl. | 2                       | 568           | 0.4%   | 2                   | 0                     | 0                     | 0                   | 0                     | 0       | 0               | 0                   | 0                     | 0                   | 0                        | 0                           |
|                             | RLE.  | 8                       | 568           | 1.4%   | 6                   | 1                     | 0                     | 0                   | 0                     | 0       | 0               | 0                   | 0                     | 0                   | 0                        | 1                           |
|                             | Oth.  | 0                       | 568           | 0.0%   | 0                   | 0                     | 0                     | 0                   | 0                     | 0       | 0               | 0                   | 0                     | 0                   | 0                        | 0                           |
| 0220 District Totals:       |       |                         |               |        |                     |                       |                       |                     |                       |         |                 |                     |                       |                     |                          |                             |
|                             | Susp. | 158                     | 1643          | 9.6%   | 5                   | 1                     | 8                     | 46                  | 1                     | 1       | 0               | 39                  | 15                    | 2                   | 2                        | 26                          |
|                             | Expl. | 3                       | 1643          | 0.2%   | 2                   | 0                     | 0                     | 0                   | 1                     | 0       | 0               | 0                   | 0                     | 0                   | 0                        | 0                           |
|                             | RLE.  | 12                      | 1643          | 0.7%   | 7                   | 1                     | 0                     | 1                   | 0                     | 2       | 0               | 0                   | 0                     | 0                   | 0                        | 1                           |
|                             | Oth.  | 46                      | 1643          | 2.8%   | 0                   | 0                     | 0                     | 9                   | 2                     | 3       | 0               | 4                   | 10                    | 4                   | 0                        | 14                          |
| ARCHULETA Totals:           |       |                         |               |        |                     |                       |                       |                     |                       |         |                 |                     |                       |                     |                          |                             |



**COLORADO DEPARTMENT OF EDUCATION**

**SAFETY & DISCIPLINE INDICATORS  
2003-2004 SUSPENSIONS AND EXPULSIONS REPORT  
INCIDENT RATE AND REASONS BY SCHOOL TYPE**

| SCHOOL TYPE                  | STUDENTS DISCIPLINED | EOY STU CT | % RATE | DRUG VIAOLATIONS | ALCOHOL VIOLATIONS | TOBACCO VIOLATIONS | ASSUALTS/ FIGHTS | DANGEROU S WEAPONS | ROBBERY | OTHER FELONY | DISOBEY/ DEFIANT | DETREMENT BEHAVIOR | DESTROY PROPERTY | REPEATED INTERFERANCE | OTHER CODE OF CONDUCT |  |
|------------------------------|----------------------|------------|--------|------------------|--------------------|--------------------|------------------|--------------------|---------|--------------|------------------|--------------------|------------------|-----------------------|-----------------------|--|
|                              |                      |            |        |                  |                    |                    |                  |                    |         |              |                  |                    |                  |                       |                       |  |
| Susp.                        | 158                  | 1643       | 9.6%   | 5                | 1                  | 8                  | 46               | 1                  | 1       | 0            | 39               | 15                 | 2                | 2                     | 26                    |  |
| Expl.                        | 3                    | 1643       | 0.2%   | 2                | 0                  | 0                  | 0                | 1                  | 0       | 0            | 0                | 0                  | 0                | 0                     | 0                     |  |
| RLE.                         | 12                   | 1643       | 0.7%   | 7                | 1                  | 0                  | 1                | 0                  | 2       | 0            | 0                | 0                  | 0                | 0                     | 1                     |  |
| Oth.                         | 46                   | 1643       | 2.8%   | 0                | 0                  | 0                  | 9                | 2                  | 3       | 0            | 4                | 10                 | 4                | 0                     | 14                    |  |
| <b>BACA</b>                  |                      |            |        |                  |                    |                    |                  |                    |         |              |                  |                    |                  |                       |                       |  |
| <b>0230 WALSH RE-1</b>       |                      |            |        |                  |                    |                    |                  |                    |         |              |                  |                    |                  |                       |                       |  |
| Elementary                   | Susp.                | 4          | 127    | 3.1%             | 0                  | 0                  | 0                | 2                  | 0       | 0            | 0                | 0                  | 0                | 0                     | 2                     |  |
|                              | Expl.                | 0          | 127    | 0.0%             | 0                  | 0                  | 0                | 0                  | 0       | 0            | 0                | 0                  | 0                | 0                     | 0                     |  |
|                              | RLE.                 | 0          | 127    | 0.0%             | 0                  | 0                  | 0                | 0                  | 0       | 0            | 0                | 0                  | 0                | 0                     | 0                     |  |
|                              | Oth.                 | 0          | 127    | 0.0%             | 0                  | 0                  | 0                | 0                  | 0       | 0            | 0                | 0                  | 0                | 0                     | 0                     |  |
| Senior                       | Susp.                | 13         | 105    | 12.4%            | 0                  | 0                  | 0                | 2                  | 1       | 0            | 3                | 0                  | 0                | 0                     | 7                     |  |
|                              | Expl.                | 0          | 105    | 0.0%             | 0                  | 0                  | 0                | 0                  | 0       | 0            | 0                | 0                  | 0                | 0                     | 0                     |  |
|                              | RLE.                 | 0          | 105    | 0.0%             | 0                  | 0                  | 0                | 0                  | 0       | 0            | 0                | 0                  | 0                | 0                     | 0                     |  |
|                              | Oth.                 | 0          | 105    | 0.0%             | 0                  | 0                  | 0                | 0                  | 0       | 0            | 0                | 0                  | 0                | 0                     | 0                     |  |
| <b>0230 District Totals:</b> |                      |            |        |                  |                    |                    |                  |                    |         |              |                  |                    |                  |                       |                       |  |
|                              | Susp.                | 17         | 232    | 7.3%             | 0                  | 0                  | 0                | 4                  | 1       | 0            | 3                | 0                  | 0                | 0                     | 9                     |  |
|                              | Expl.                | 0          | 232    | 0.0%             | 0                  | 0                  | 0                | 0                  | 0       | 0            | 0                | 0                  | 0                | 0                     | 0                     |  |
|                              | RLE.                 | 0          | 232    | 0.0%             | 0                  | 0                  | 0                | 0                  | 0       | 0            | 0                | 0                  | 0                | 0                     | 0                     |  |
|                              | Oth.                 | 0          | 232    | 0.0%             | 0                  | 0                  | 0                | 0                  | 0       | 0            | 0                | 0                  | 0                | 0                     | 0                     |  |
| <b>0240 PRITCHETT RE-3</b>   |                      |            |        |                  |                    |                    |                  |                    |         |              |                  |                    |                  |                       |                       |  |
| Elementary                   | Susp.                | 0          | 32     | 0.0%             | 0                  | 0                  | 0                | 0                  | 0       | 0            | 0                | 0                  | 0                | 0                     | 0                     |  |
|                              | Expl.                | 0          | 32     | 0.0%             | 0                  | 0                  | 0                | 0                  | 0       | 0            | 0                | 0                  | 0                | 0                     | 0                     |  |
|                              | RLE.                 | 0          | 32     | 0.0%             | 0                  | 0                  | 0                | 0                  | 0       | 0            | 0                | 0                  | 0                | 0                     | 0                     |  |
|                              | Oth.                 | 0          | 32     | 0.0%             | 0                  | 0                  | 0                | 0                  | 0       | 0            | 0                | 0                  | 0                | 0                     | 0                     |  |
| Jr./Middle                   | Susp.                | 0          | 16     | 0.0%             | 0                  | 0                  | 0                | 0                  | 0       | 0            | 0                | 0                  | 0                | 0                     | 0                     |  |
|                              | Expl.                | 0          | 16     | 0.0%             | 0                  | 0                  | 0                | 0                  | 0       | 0            | 0                | 0                  | 0                | 0                     | 0                     |  |
|                              | RLE.                 | 0          | 16     | 0.0%             | 0                  | 0                  | 0                | 0                  | 0       | 0            | 0                | 0                  | 0                | 0                     | 0                     |  |
|                              | Oth.                 | 0          | 16     | 0.0%             | 0                  | 0                  | 0                | 0                  | 0       | 0            | 0                | 0                  | 0                | 0                     | 0                     |  |
| Senior                       | Susp.                | 0          | 31     | 0.0%             | 0                  | 0                  | 0                | 0                  | 0       | 0            | 0                | 0                  | 0                | 0                     | 0                     |  |
|                              | Expl.                | 0          | 31     | 0.0%             | 0                  | 0                  | 0                | 0                  | 0       | 0            | 0                | 0                  | 0                | 0                     | 0                     |  |
|                              | RLE.                 | 0          | 31     | 0.0%             | 0                  | 0                  | 0                | 0                  | 0       | 0            | 0                | 0                  | 0                | 0                     | 0                     |  |
|                              | Oth.                 | 0          | 31     | 0.0%             | 0                  | 0                  | 0                | 0                  | 0       | 0            | 0                | 0                  | 0                | 0                     | 0                     |  |
| <b>0240 District Totals:</b> |                      |            |        |                  |                    |                    |                  |                    |         |              |                  |                    |                  |                       |                       |  |
|                              | Susp.                | 0          | 79     | 0.0%             | 0                  | 0                  | 0                | 0                  | 0       | 0            | 0                | 0                  | 0                | 0                     | 0                     |  |
|                              | Expl.                | 0          | 79     | 0.0%             | 0                  | 0                  | 0                | 0                  | 0       | 0            | 0                | 0                  | 0                | 0                     | 0                     |  |
|                              | RLE.                 | 0          | 79     | 0.0%             | 0                  | 0                  | 0                | 0                  | 0       | 0            | 0                | 0                  | 0                | 0                     | 0                     |  |
|                              | Oth.                 | 0          | 79     | 0.0%             | 0                  | 0                  | 0                | 0                  | 0       | 0            | 0                | 0                  | 0                | 0                     | 0                     |  |
| <b>0250 SPRINGFIELD RE-4</b> |                      |            |        |                  |                    |                    |                  |                    |         |              |                  |                    |                  |                       |                       |  |
| Elementary                   | Susp.                | 2          | 200    | 1.0%             | 0                  | 0                  | 0                | 2                  | 0       | 0            | 0                | 0                  | 0                | 0                     | 0                     |  |
|                              | Expl.                | 0          | 200    | 0.0%             | 0                  | 0                  | 0                | 0                  | 0       | 0            | 0                | 0                  | 0                | 0                     | 0                     |  |
|                              | RLE.                 | 0          | 200    | 0.0%             | 0                  | 0                  | 0                | 0                  | 0       | 0            | 0                | 0                  | 0                | 0                     | 0                     |  |
|                              | Oth.                 | 0          | 200    | 0.0%             | 0                  | 0                  | 0                | 0                  | 0       | 0            | 0                | 0                  | 0                | 0                     | 0                     |  |
| Jr./Middle                   | Susp.                | 13         | 60     | 21.7%            | 0                  | 0                  | 0                | 0                  | 0       | 0            | 3                | 0                  | 0                | 0                     | 10                    |  |
|                              | Expl.                | 0          | 60     | 0.0%             | 0                  | 0                  | 0                | 0                  | 0       | 0            | 0                | 0                  | 0                | 0                     | 0                     |  |






**COLORADO DEPARTMENT OF EDUCATION**

**SAFETY & DISCIPLINE INDICATORS  
2003-2004 SUSPENSIONS AND EXPULSIONS REPORT  
INCIDENT RATE AND REASONS BY SCHOOL TYPE**

|                       | TYPE  | STUDENTS<br>DISCIPLINED | EOY<br>STU CT | %<br>RATE | DRUG<br>VIAOLATIONS | ALCOHOL<br>VIOLATIONS | TOBACCO<br>VIOLATIONS | ASSUALTS/<br>FIGHTS | DANGEROU<br>S WEAPONS | ROBBERY | OTHER<br>FELONY | DISOBEY/<br>DEFIANT | DETREMENT<br>BEHAVIOR | DESTROY<br>PROPERTY | REPEATED<br>INTERFERANCE | OTHER<br>CODE OF<br>CONDUCT |
|-----------------------|-------|-------------------------|---------------|-----------|---------------------|-----------------------|-----------------------|---------------------|-----------------------|---------|-----------------|---------------------|-----------------------|---------------------|--------------------------|-----------------------------|
|                       | RLE.  | 0                       | 60            | 0.0%      | 0                   | 0                     | 0                     | 0                   | 0                     | 0       | 0               | 0                   | 0                     | 0                   | 0                        | 0                           |
|                       | Oth.  | 0                       | 60            | 0.0%      | 0                   | 0                     | 0                     | 0                   | 0                     | 0       | 0               | 0                   | 0                     | 0                   | 0                        | 0                           |
| Senior                | Susp. | 20                      | 112           | 17.9%     | 0                   | 1                     | 1                     | 0                   | 0                     | 0       | 0               | 6                   | 3                     | 0                   | 0                        | 9                           |
|                       | Expl. | 0                       | 112           | 0.0%      | 0                   | 0                     | 0                     | 0                   | 0                     | 0       | 0               | 0                   | 0                     | 0                   | 0                        | 0                           |
|                       | RLE.  | 0                       | 112           | 0.0%      | 0                   | 0                     | 0                     | 0                   | 0                     | 0       | 0               | 0                   | 0                     | 0                   | 0                        | 0                           |
|                       | Oth.  | 0                       | 112           | 0.0%      | 0                   | 0                     | 0                     | 0                   | 0                     | 0       | 0               | 0                   | 0                     | 0                   | 0                        | 0                           |
| 0250 District Totals: |       |                         |               |           |                     |                       |                       |                     |                       |         |                 |                     |                       |                     |                          |                             |
|                       | Susp. | 35                      | 372           | 9.4%      | 0                   | 1                     | 1                     | 2                   | 0                     | 0       | 0               | 9                   | 3                     | 0                   | 0                        | 19                          |
|                       | Expl. | 0                       | 372           | 0.0%      | 0                   | 0                     | 0                     | 0                   | 0                     | 0       | 0               | 0                   | 0                     | 0                   | 0                        | 0                           |
|                       | RLE.  | 0                       | 372           | 0.0%      | 0                   | 0                     | 0                     | 0                   | 0                     | 0       | 0               | 0                   | 0                     | 0                   | 0                        | 0                           |
|                       | Oth.  | 0                       | 372           | 0.0%      | 0                   | 0                     | 0                     | 0                   | 0                     | 0       | 0               | 0                   | 0                     | 0                   | 0                        | 0                           |
| 0260 VILAS RE-5       |       |                         |               |           |                     |                       |                       |                     |                       |         |                 |                     |                       |                     |                          |                             |
| Elementary            | Susp. | 0                       | 37            | 0.0%      | 0                   | 0                     | 0                     | 0                   | 0                     | 0       | 0               | 0                   | 0                     | 0                   | 0                        | 0                           |
|                       | Expl. | 0                       | 37            | 0.0%      | 0                   | 0                     | 0                     | 0                   | 0                     | 0       | 0               | 0                   | 0                     | 0                   | 0                        | 0                           |
|                       | RLE.  | 0                       | 37            | 0.0%      | 0                   | 0                     | 0                     | 0                   | 0                     | 0       | 0               | 0                   | 0                     | 0                   | 0                        | 0                           |
|                       | Oth.  | 0                       | 37            | 0.0%      | 0                   | 0                     | 0                     | 0                   | 0                     | 0       | 0               | 0                   | 0                     | 0                   | 0                        | 0                           |
| Senior                | Susp. | 75                      | 477           | 15.7%     | 0                   | 0                     | 0                     | 0                   | 0                     | 0       | 0               | 75                  | 0                     | 0                   | 0                        | 0                           |
|                       | Expl. | 0                       | 477           | 0.0%      | 0                   | 0                     | 0                     | 0                   | 0                     | 0       | 0               | 0                   | 0                     | 0                   | 0                        | 0                           |
|                       | RLE.  | 0                       | 477           | 0.0%      | 0                   | 0                     | 0                     | 0                   | 0                     | 0       | 0               | 0                   | 0                     | 0                   | 0                        | 0                           |
|                       | Oth.  | 0                       | 477           | 0.0%      | 0                   | 0                     | 0                     | 0                   | 0                     | 0       | 0               | 0                   | 0                     | 0                   | 0                        | 0                           |
| 0260 District Totals: |       |                         |               |           |                     |                       |                       |                     |                       |         |                 |                     |                       |                     |                          |                             |
|                       | Susp. | 75                      | 514           | 14.6%     | 0                   | 0                     | 0                     | 0                   | 0                     | 0       | 0               | 75                  | 0                     | 0                   | 0                        | 0                           |
|                       | Expl. | 0                       | 514           | 0.0%      | 0                   | 0                     | 0                     | 0                   | 0                     | 0       | 0               | 0                   | 0                     | 0                   | 0                        | 0                           |
|                       | RLE.  | 0                       | 514           | 0.0%      | 0                   | 0                     | 0                     | 0                   | 0                     | 0       | 0               | 0                   | 0                     | 0                   | 0                        | 0                           |
|                       | Oth.  | 0                       | 514           | 0.0%      | 0                   | 0                     | 0                     | 0                   | 0                     | 0       | 0               | 0                   | 0                     | 0                   | 0                        | 0                           |
| 0270 CAMPO RE-6       |       |                         |               |           |                     |                       |                       |                     |                       |         |                 |                     |                       |                     |                          |                             |
| Elementary            | Susp. | 0                       | 38            | 0.0%      | 0                   | 0                     | 0                     | 0                   | 0                     | 0       | 0               | 0                   | 0                     | 0                   | 0                        | 0                           |
|                       | Expl. | 0                       | 38            | 0.0%      | 0                   | 0                     | 0                     | 0                   | 0                     | 0       | 0               | 0                   | 0                     | 0                   | 0                        | 0                           |
|                       | RLE.  | 0                       | 38            | 0.0%      | 0                   | 0                     | 0                     | 0                   | 0                     | 0       | 0               | 0                   | 0                     | 0                   | 0                        | 0                           |
|                       | Oth.  | 0                       | 38            | 0.0%      | 0                   | 0                     | 0                     | 0                   | 0                     | 0       | 0               | 0                   | 0                     | 0                   | 0                        | 0                           |
| Senior                | Susp. | 2                       | 49            | 4.1%      | 0                   | 0                     | 0                     | 0                   | 0                     | 0       | 0               | 0                   | 0                     | 0                   | 0                        | 2                           |
|                       | Expl. | 0                       | 49            | 0.0%      | 0                   | 0                     | 0                     | 0                   | 0                     | 0       | 0               | 0                   | 0                     | 0                   | 0                        | 0                           |
|                       | RLE.  | 0                       | 49            | 0.0%      | 0                   | 0                     | 0                     | 0                   | 0                     | 0       | 0               | 0                   | 0                     | 0                   | 0                        | 0                           |
|                       | Oth.  | 0                       | 49            | 0.0%      | 0                   | 0                     | 0                     | 0                   | 0                     | 0       | 0               | 0                   | 0                     | 0                   | 0                        | 0                           |
| 0270 District Totals: |       |                         |               |           |                     |                       |                       |                     |                       |         |                 |                     |                       |                     |                          |                             |
|                       | Susp. | 2                       | 87            | 2.3%      | 0                   | 0                     | 0                     | 0                   | 0                     | 0       | 0               | 0                   | 0                     | 0                   | 0                        | 2                           |
|                       | Expl. | 0                       | 87            | 0.0%      | 0                   | 0                     | 0                     | 0                   | 0                     | 0       | 0               | 0                   | 0                     | 0                   | 0                        | 0                           |
|                       | RLE.  | 0                       | 87            | 0.0%      | 0                   | 0                     | 0                     | 0                   | 0                     | 0       | 0               | 0                   | 0                     | 0                   | 0                        | 0                           |
|                       | Oth.  | 0                       | 87            | 0.0%      | 0                   | 0                     | 0                     | 0                   | 0                     | 0       | 0               | 0                   | 0                     | 0                   | 0                        | 0                           |
| BACA Totals:          |       |                         |               |           |                     |                       |                       |                     |                       |         |                 |                     |                       |                     |                          |                             |
|                       | Susp. | 129                     | 1284          | 10.0%     | 0                   | 1                     | 1                     | 6                   | 1                     | 0       | 0               | 87                  | 3                     | 0                   | 0                        | 30                          |
|                       | Expl. | 0                       | 1284          | 0.0%      | 0                   | 0                     | 0                     | 0                   | 0                     | 0       | 0               | 0                   | 0                     | 0                   | 0                        | 0                           |
|                       | RLE.  | 0                       | 1284          | 0.0%      | 0                   | 0                     | 0                     | 0                   | 0                     | 0       | 0               | 0                   | 0                     | 0                   | 0                        | 0                           |
|                       | Oth.  | 0                       | 1284          | 0.0%      | 0                   | 0                     | 0                     | 0                   | 0                     | 0       | 0               | 0                   | 0                     | 0                   | 0                        | 0                           |
| BENT                  |       |                         |               |           |                     |                       |                       |                     |                       |         |                 |                     |                       |                     |                          |                             |






**COLORADO DEPARTMENT OF EDUCATION**

**SAFETY & DISCIPLINE INDICATORS  
2003-2004 SUSPENSIONS AND EXPULSIONS REPORT  
INCIDENT RATE AND REASONS BY SCHOOL TYPE**


|                         | TYPE  | STUDENTS<br>DISCIPLINED | EOY<br>STU CT | % RATE | DRUG<br>VIAOLATIONS | ALCOHOL<br>VIOLATIONS | TOBACCO<br>VIOLATIONS | ASSUALTS/<br>FIGHTS | DANGEROU<br>S WEAPONS | ROBBERY | OTHER<br>FELONY | DISOBEY/<br>DEFIANT | DETREMENT<br>BEHAVIOR | DESTROY<br>PROPERTY | REPEATED<br>INTERFERENCE | OTHER<br>CODE OF<br>CONDUCT |
|-------------------------|-------|-------------------------|---------------|--------|---------------------|-----------------------|-----------------------|---------------------|-----------------------|---------|-----------------|---------------------|-----------------------|---------------------|--------------------------|-----------------------------|
| Jr./Middle              | Susp. | 742                     | 4240          | 17.5%  | 17                  | 9                     | 12                    | 16                  | 0                     | 1       | 0               | 327                 | 79                    | 7                   | 0                        | 274                         |
|                         | Expl. | 23                      | 4240          | 0.5%   | 0                   | 0                     | 0                     | 0                   | 4                     | 0       | 0               | 0                   | 0                     | 0                   | 13                       | 6                           |
|                         | RLE.  | 43                      | 4240          | 1.0%   | 8                   | 4                     | 0                     | 6                   | 0                     | 1       | 0               | 3                   | 6                     | 0                   | 0                        | 15                          |
|                         | Oth.  | 0                       | 4240          | 0.0%   | 0                   | 0                     | 0                     | 0                   | 0                     | 0       | 0               | 0                   | 0                     | 0                   | 0                        | 0                           |
| Senior                  | Susp. | 816                     | 9048          | 9.0%   | 72                  | 24                    | 6                     | 37                  | 0                     | 2       | 4               | 227                 | 47                    | 11                  | 0                        | 386                         |
|                         | Expl. | 41                      | 9048          | 0.5%   | 1                   | 0                     | 0                     | 2                   | 5                     | 0       | 0               | 0                   | 0                     | 0                   | 23                       | 10                          |
|                         | RLE.  | 148                     | 9048          | 1.6%   | 46                  | 12                    | 0                     | 9                   | 3                     | 0       | 0               | 5                   | 6                     | 3                   | 1                        | 63                          |
|                         | Oth.  | 0                       | 9048          | 0.0%   | 0                   | 0                     | 0                     | 0                   | 0                     | 0       | 0               | 0                   | 0                     | 0                   | 0                        | 0                           |
| 0470 District Totals:   |       |                         |               |        |                     |                       |                       |                     |                       |         |                 |                     |                       |                     |                          |                             |
|                         | Susp. | 1739                    | 23638         | 7.4%   | 91                  | 33                    | 18                    | 66                  | 0                     | 3       | 5               | 598                 | 147                   | 19                  | 0                        | 759                         |
|                         | Expl. | 64                      | 23638         | 0.3%   | 1                   | 0                     | 0                     | 2                   | 9                     | 0       | 0               | 0                   | 0                     | 0                   | 36                       | 16                          |
|                         | RLE.  | 192                     | 23638         | 0.8%   | 55                  | 16                    | 0                     | 15                  | 7                     | 1       | 0               | 8                   | 12                    | 3                   | 1                        | 78                          |
|                         | Oth.  | 0                       | 23638         | 0.0%   | 0                   | 0                     | 0                     | 0                   | 0                     | 0       | 0               | 0                   | 0                     | 0                   | 0                        | 0                           |
| 0480 BOULDER VALEY RE 2 |       |                         |               |        |                     |                       |                       |                     |                       |         |                 |                     |                       |                     |                          |                             |
| Elementary              | Susp. | 377                     | 13161         | 2.9%   | 1                   | 0                     | 2                     | 19                  | 5                     | 0       | 0               | 54                  | 192                   | 5                   | 12                       | 87                          |
|                         | Expl. | 0                       | 13161         | 0.0%   | 0                   | 0                     | 0                     | 0                   | 0                     | 0       | 0               | 0                   | 0                     | 0                   | 0                        | 0                           |
|                         | RLE.  | 5                       | 13161         | 0.0%   | 0                   | 0                     | 0                     | 1                   | 1                     | 0       | 0               | 0                   | 3                     | 0                   | 0                        | 0                           |
|                         | Oth.  | 1                       | 13161         | 0.0%   | 0                   | 0                     | 0                     | 0                   | 0                     | 0       | 0               | 0                   | 0                     | 0                   | 0                        | 1                           |
| Jr./Middle              | Susp. | 570                     | 5014          | 11.4%  | 25                  | 1                     | 8                     | 43                  | 3                     | 4       | 1               | 95                  | 225                   | 10                  | 9                        | 146                         |
|                         | Expl. | 4                       | 5014          | 0.1%   | 1                   | 0                     | 0                     | 1                   | 0                     | 0       | 0               | 0                   | 1                     | 1                   | 0                        | 0                           |
|                         | RLE.  | 36                      | 5014          | 0.7%   | 12                  | 4                     | 5                     | 6                   | 2                     | 0       | 1               | 0                   | 3                     | 3                   | 0                        | 0                           |
|                         | Oth.  | 0                       | 5014          | 0.0%   | 0                   | 0                     | 0                     | 0                   | 0                     | 0       | 0               | 0                   | 0                     | 0                   | 0                        | 0                           |
| Senior                  | Susp. | 708                     | 11337         | 6.2%   | 110                 | 46                    | 6                     | 80                  | 12                    | 8       | 6               | 139                 | 111                   | 11                  | 6                        | 173                         |
|                         | Expl. | 8                       | 11337         | 0.1%   | 4                   | 0                     | 0                     | 2                   | 0                     | 1       | 0               | 0                   | 1                     | 0                   | 0                        | 0                           |
|                         | RLE.  | 216                     | 11337         | 1.9%   | 82                  | 35                    | 0                     | 37                  | 4                     | 7       | 4               | 0                   | 16                    | 3                   | 0                        | 28                          |
|                         | Oth.  | 3                       | 11337         | 0.0%   | 0                   | 0                     | 0                     | 0                   | 0                     | 0       | 0               | 0                   | 0                     | 0                   | 0                        | 3                           |
| 0480 District Totals:   |       |                         |               |        |                     |                       |                       |                     |                       |         |                 |                     |                       |                     |                          |                             |
|                         | Susp. | 1655                    | 29512         | 5.6%   | 136                 | 47                    | 16                    | 142                 | 20                    | 12      | 7               | 288                 | 528                   | 26                  | 27                       | 406                         |
|                         | Expl. | 12                      | 29512         | 0.0%   | 5                   | 0                     | 0                     | 3                   | 0                     | 1       | 0               | 0                   | 2                     | 1                   | 0                        | 0                           |
|                         | RLE.  | 257                     | 29512         | 0.9%   | 94                  | 39                    | 5                     | 44                  | 5                     | 7       | 5               | 0                   | 22                    | 6                   | 0                        | 28                          |
|                         | Oth.  | 4                       | 29512         | 0.0%   | 0                   | 0                     | 0                     | 0                   | 0                     | 0       | 0               | 0                   | 0                     | 0                   | 0                        | 4                           |
| BOULDER Totals:         |       |                         |               |        |                     |                       |                       |                     |                       |         |                 |                     |                       |                     |                          |                             |
|                         | Susp. | 3394                    | 53150         | 6.4%   | 227                 | 80                    | 34                    | 208                 | 20                    | 15      | 12              | 886                 | 675                   | 45                  | 27                       | 1165                        |
|                         | Expl. | 76                      | 53150         | 0.1%   | 6                   | 0                     | 0                     | 5                   | 9                     | 1       | 0               | 0                   | 2                     | 1                   | 36                       | 16                          |
|                         | RLE.  | 449                     | 53150         | 0.8%   | 149                 | 55                    | 5                     | 59                  | 10                    | 8       | 5               | 8                   | 34                    | 9                   | 1                        | 106                         |
|                         | Oth.  | 4                       | 53150         | 0.0%   | 0                   | 0                     | 0                     | 0                   | 0                     | 0       | 0               | 0                   | 0                     | 0                   | 0                        | 4                           |
| CHAFFEE                 |       |                         |               |        |                     |                       |                       |                     |                       |         |                 |                     |                       |                     |                          |                             |
| 0490 BUENA VISTA R-31   |       |                         |               |        |                     |                       |                       |                     |                       |         |                 |                     |                       |                     |                          |                             |
| Elementary              | Susp. | 16                      | 379           | 4.2%   | 0                   | 0                     | 0                     | 0                   | 0                     | 0       | 0               | 9                   | 7                     | 0                   | 0                        | 0                           |
|                         | Expl. | 0                       | 379           | 0.0%   | 0                   | 0                     | 0                     | 0                   | 0                     | 0       | 0               | 0                   | 0                     | 0                   | 0                        | 0                           |
|                         | RLE.  | 0                       | 379           | 0.0%   | 0                   | 0                     | 0                     | 0                   | 0                     | 0       | 0               | 0                   | 0                     | 0                   | 0                        | 0                           |
|                         | Oth.  | 0                       | 379           | 0.0%   | 0                   | 0                     | 0                     | 0                   | 0                     | 0       | 0               | 0                   | 0                     | 0                   | 0                        | 0                           |
| Jr./Middle              | Susp. | 11                      | 260           | 4.2%   | 1                   | 0                     | 0                     | 0                   | 0                     | 0       | 0               | 8                   | 0                     | 0                   | 0                        | 2                           |
|                         | Expl. | 0                       | 260           | 0.0%   | 0                   | 0                     | 0                     | 0                   | 0                     | 0       | 0               | 0                   | 0                     | 0                   | 0                        | 0                           |



**COLORADO DEPARTMENT OF EDUCATION**

**SAFETY & DISCIPLINE INDICATORS  
2003-2004 SUSPENSIONS AND EXPULSIONS REPORT  
INCIDENT RATE AND REASONS BY SCHOOL TYPE**


|                       | TYPE  | STUDENTS<br>DISCIPLINED | EOY<br>STU CT | % RATE | DRUG<br>VIAOLATIONS | ALCOHOL<br>VIOLATIONS | TOBACCO<br>VIOLATIONS | ASSUALTS/<br>FIGHTS | DANGEROU<br>S WEAPONS | ROBBERY | OTHER<br>FELONY | DISOBEY/<br>DEFIANT | DETREMENT<br>BEHAVIOR | DESTROY<br>PROPERTY | REPEATED<br>INTERFERANCE | OTHER<br>CODE OF<br>CONDUCT |
|-----------------------|-------|-------------------------|---------------|--------|---------------------|-----------------------|-----------------------|---------------------|-----------------------|---------|-----------------|---------------------|-----------------------|---------------------|--------------------------|-----------------------------|
|                       | RLE.  | 0                       | 260           | 0.0%   | 0                   | 0                     | 0                     | 0                   | 0                     | 0       | 0               | 0                   | 0                     | 0                   | 0                        | 0                           |
|                       | Oth.  | 0                       | 260           | 0.0%   | 0                   | 0                     | 0                     | 0                   | 0                     | 0       | 0               | 0                   | 0                     | 0                   | 0                        | 0                           |
| Senior                | Susp. | 18                      | 397           | 4.5%   | 0                   | 2                     | 0                     | 0                   | 0                     | 0       | 0               | 9                   | 3                     | 0                   | 0                        | 4                           |
|                       | Expl. | 3                       | 397           | 0.8%   | 0                   | 2                     | 0                     | 0                   | 0                     | 0       | 0               | 1                   | 0                     | 0                   | 0                        | 0                           |
|                       | RLE.  | 2                       | 397           | 0.5%   | 0                   | 2                     | 0                     | 0                   | 0                     | 0       | 0               | 0                   | 0                     | 0                   | 0                        | 0                           |
|                       | Oth.  | 0                       | 397           | 0.0%   | 0                   | 0                     | 0                     | 0                   | 0                     | 0       | 0               | 0                   | 0                     | 0                   | 0                        | 0                           |
| 0490 District Totals: |       |                         |               |        |                     |                       |                       |                     |                       |         |                 |                     |                       |                     |                          |                             |
|                       | Susp. | 45                      | 1036          | 4.3%   | 1                   | 2                     | 0                     | 0                   | 0                     | 0       | 0               | 26                  | 10                    | 0                   | 0                        | 6                           |
|                       | Expl. | 3                       | 1036          | 0.3%   | 0                   | 2                     | 0                     | 0                   | 0                     | 0       | 0               | 1                   | 0                     | 0                   | 0                        | 0                           |
|                       | RLE.  | 2                       | 1036          | 0.2%   | 0                   | 2                     | 0                     | 0                   | 0                     | 0       | 0               | 0                   | 0                     | 0                   | 0                        | 0                           |
|                       | Oth.  | 0                       | 1036          | 0.0%   | 0                   | 0                     | 0                     | 0                   | 0                     | 0       | 0               | 0                   | 0                     | 0                   | 0                        | 0                           |
| 0500 SALIDA R-32      |       |                         |               |        |                     |                       |                       |                     |                       |         |                 |                     |                       |                     |                          |                             |
| Elementary            | Susp. | 37                      | 410           | 9.0%   | 0                   | 0                     | 0                     | 2                   | 0                     | 0       | 0               | 17                  | 13                    | 0                   | 5                        | 0                           |
|                       | Expl. | 0                       | 410           | 0.0%   | 0                   | 0                     | 0                     | 0                   | 0                     | 0       | 0               | 0                   | 0                     | 0                   | 0                        | 0                           |
|                       | RLE.  | 0                       | 410           | 0.0%   | 0                   | 0                     | 0                     | 0                   | 0                     | 0       | 0               | 0                   | 0                     | 0                   | 0                        | 0                           |
|                       | Oth.  | 80                      | 410           | 19.5%  | 0                   | 0                     | 0                     | 0                   | 0                     | 0       | 0               | 18                  | 41                    | 2                   | 6                        | 13                          |
| Jr./Middle            | Susp. | 81                      | 444           | 18.2%  | 3                   | 1                     | 7                     | 0                   | 0                     | 0       | 0               | 13                  | 0                     | 0                   | 0                        | 57                          |
|                       | Expl. | 1                       | 444           | 0.2%   | 0                   | 0                     | 0                     | 0                   | 0                     | 0       | 0               | 0                   | 0                     | 0                   | 0                        | 1                           |
|                       | RLE.  | 11                      | 444           | 2.5%   | 3                   | 1                     | 7                     | 0                   | 0                     | 0       | 0               | 0                   | 0                     | 0                   | 0                        | 0                           |
|                       | Oth.  | 0                       | 444           | 0.0%   | 0                   | 0                     | 0                     | 0                   | 0                     | 0       | 0               | 0                   | 0                     | 0                   | 0                        | 0                           |
| Senior                | Susp. | 31                      | 424           | 7.3%   | 3                   | 1                     | 3                     | 0                   | 0                     | 0       | 0               | 1                   | 0                     | 0                   | 0                        | 23                          |
|                       | Expl. | 3                       | 424           | 0.7%   | 1                   | 0                     | 0                     | 0                   | 0                     | 0       | 1               | 0                   | 0                     | 0                   | 0                        | 1                           |
|                       | RLE.  | 13                      | 424           | 3.1%   | 4                   | 0                     | 2                     | 0                   | 0                     | 0       | 1               | 0                   | 0                     | 0                   | 0                        | 6                           |
|                       | Oth.  | 0                       | 424           | 0.0%   | 0                   | 0                     | 0                     | 0                   | 0                     | 0       | 0               | 0                   | 0                     | 0                   | 0                        | 0                           |
| 0500 District Totals: |       |                         |               |        |                     |                       |                       |                     |                       |         |                 |                     |                       |                     |                          |                             |
|                       | Susp. | 149                     | 1278          | 11.7%  | 6                   | 2                     | 10                    | 2                   | 0                     | 0       | 0               | 31                  | 13                    | 0                   | 5                        | 80                          |
|                       | Expl. | 4                       | 1278          | 0.3%   | 1                   | 0                     | 0                     | 0                   | 0                     | 0       | 1               | 0                   | 0                     | 0                   | 0                        | 2                           |
|                       | RLE.  | 24                      | 1278          | 1.9%   | 7                   | 1                     | 9                     | 0                   | 0                     | 0       | 1               | 0                   | 0                     | 0                   | 0                        | 6                           |
|                       | Oth.  | 80                      | 1278          | 6.3%   | 0                   | 0                     | 0                     | 0                   | 0                     | 0       | 0               | 18                  | 41                    | 2                   | 6                        | 13                          |
| CHAFFEE Totals:       |       |                         |               |        |                     |                       |                       |                     |                       |         |                 |                     |                       |                     |                          |                             |
|                       | Susp. | 194                     | 2314          | 8.4%   | 7                   | 4                     | 10                    | 2                   | 0                     | 0       | 0               | 57                  | 23                    | 0                   | 5                        | 86                          |
|                       | Expl. | 7                       | 2314          | 0.3%   | 1                   | 2                     | 0                     | 0                   | 0                     | 0       | 1               | 1                   | 0                     | 0                   | 0                        | 2                           |
|                       | RLE.  | 26                      | 2314          | 1.1%   | 7                   | 3                     | 9                     | 0                   | 0                     | 0       | 1               | 0                   | 0                     | 0                   | 0                        | 6                           |
|                       | Oth.  | 80                      | 2314          | 3.5%   | 0                   | 0                     | 0                     | 0                   | 0                     | 0       | 0               | 18                  | 41                    | 2                   | 6                        | 13                          |
| CHEYENNE              |       |                         |               |        |                     |                       |                       |                     |                       |         |                 |                     |                       |                     |                          |                             |
| 0510 KIT CARSON R-1   |       |                         |               |        |                     |                       |                       |                     |                       |         |                 |                     |                       |                     |                          |                             |
| Elementary            | Susp. | 1                       | 42            | 2.4%   | 0                   | 0                     | 0                     | 0                   | 0                     | 0       | 0               | 1                   | 0                     | 0                   | 0                        | 0                           |
|                       | Expl. | 0                       | 42            | 0.0%   | 0                   | 0                     | 0                     | 0                   | 0                     | 0       | 0               | 0                   | 0                     | 0                   | 0                        | 0                           |
|                       | RLE.  | 0                       | 42            | 0.0%   | 0                   | 0                     | 0                     | 0                   | 0                     | 0       | 0               | 0                   | 0                     | 0                   | 0                        | 0                           |
|                       | Oth.  | 0                       | 42            | 0.0%   | 0                   | 0                     | 0                     | 0                   | 0                     | 0       | 0               | 0                   | 0                     | 0                   | 0                        | 0                           |
| Senior                | Susp. | 1                       | 74            | 1.4%   | 0                   | 0                     | 0                     | 0                   | 0                     | 0       | 0               | 1                   | 0                     | 0                   | 0                        | 0                           |
|                       | Expl. | 0                       | 74            | 0.0%   | 0                   | 0                     | 0                     | 0                   | 0                     | 0       | 0               | 0                   | 0                     | 0                   | 0                        | 0                           |
|                       | RLE.  | 0                       | 74            | 0.0%   | 0                   | 0                     | 0                     | 0                   | 0                     | 0       | 0               | 0                   | 0                     | 0                   | 0                        | 0                           |
|                       | Oth.  | 0                       | 74            | 0.0%   | 0                   | 0                     | 0                     | 0                   | 0                     | 0       | 0               | 0                   | 0                     | 0                   | 0                        | 0                           |



**COLORADO DEPARTMENT OF EDUCATION**

**SAFETY & DISCIPLINE INDICATORS  
2003-2004 SUSPENSIONS AND EXPULSIONS REPORT  
INCIDENT RATE AND REASONS BY SCHOOL TYPE**


|                           | TYPE  | STUDENTS<br>DISCIPLINED | EOY<br>STU CT | % RATE | DRUG<br>VIAOLATIONS | ALCOHOL<br>VIOLATIONS | TOBACCO<br>VIOLATIONS | ASSUALTS/<br>FIGHTS | DANGEROU<br>S WEAPONS | ROBBERY | OTHER<br>FELONY | DISOBEY/<br>DEFIANT | DETREMENT<br>BEHAVIOR | DESTROY<br>PROPERTY | REPEATED<br>INTERFERENCE | OTHER<br>CODE OF<br>CONDUCT |
|---------------------------|-------|-------------------------|---------------|--------|---------------------|-----------------------|-----------------------|---------------------|-----------------------|---------|-----------------|---------------------|-----------------------|---------------------|--------------------------|-----------------------------|
| 0510 District Totals:     |       |                         |               |        |                     |                       |                       |                     |                       |         |                 |                     |                       |                     |                          |                             |
|                           | Susp. | 2                       | 116           | 1.7%   | 0                   | 0                     | 0                     | 0                   | 0                     | 0       | 0               | 2                   | 0                     | 0                   | 0                        | 0                           |
|                           | Expl. | 0                       | 116           | 0.0%   | 0                   | 0                     | 0                     | 0                   | 0                     | 0       | 0               | 0                   | 0                     | 0                   | 0                        | 0                           |
|                           | RLE.  | 0                       | 116           | 0.0%   | 0                   | 0                     | 0                     | 0                   | 0                     | 0       | 0               | 0                   | 0                     | 0                   | 0                        | 0                           |
|                           | Oth.  | 0                       | 116           | 0.0%   | 0                   | 0                     | 0                     | 0                   | 0                     | 0       | 0               | 0                   | 0                     | 0                   | 0                        | 0                           |
| 0520 CHEYENNE COUNTY RE-5 |       |                         |               |        |                     |                       |                       |                     |                       |         |                 |                     |                       |                     |                          |                             |
| Elementary                | Susp. | 95                      | 105           | 90.5%  | 0                   | 0                     | 0                     | 3                   | 0                     | 0       | 0               | 0                   | 0                     | 0                   | 0                        | 0                           |
|                           | Expl. | 0                       | 105           | 0.0%   | 0                   | 0                     | 0                     | 0                   | 0                     | 0       | 0               | 0                   | 0                     | 0                   | 0                        | 0                           |
|                           | RLE.  | 0                       | 105           | 0.0%   | 0                   | 0                     | 0                     | 0                   | 0                     | 0       | 0               | 0                   | 0                     | 0                   | 0                        | 0                           |
|                           | Oth.  | 0                       | 105           | 0.0%   | 0                   | 0                     | 0                     | 0                   | 0                     | 0       | 0               | 0                   | 0                     | 0                   | 0                        | 0                           |
| Jr./Middle                | Susp. | 94                      | 87            | 108.0% | 0                   | 0                     | 0                     | 2                   | 0                     | 0       | 0               | 12                  | 0                     | 0                   | 0                        | 1                           |
|                           | Expl. | 0                       | 87            | 0.0%   | 0                   | 0                     | 0                     | 0                   | 0                     | 0       | 0               | 0                   | 0                     | 0                   | 0                        | 0                           |
|                           | RLE.  | 1                       | 87            | 1.1%   | 0                   | 0                     | 0                     | 0                   | 0                     | 1       | 0               | 0                   | 0                     | 0                   | 0                        | 0                           |
|                           | Oth.  | 0                       | 87            | 0.0%   | 0                   | 0                     | 0                     | 0                   | 0                     | 0       | 0               | 0                   | 0                     | 0                   | 0                        | 0                           |
| Senior                    | Susp. | 94                      | 102           | 92.2%  | 0                   | 0                     | 0                     | 0                   | 0                     | 0       | 0               | 3                   | 0                     | 0                   | 0                        | 1                           |
|                           | Expl. | 0                       | 102           | 0.0%   | 0                   | 0                     | 0                     | 0                   | 0                     | 0       | 0               | 0                   | 0                     | 0                   | 0                        | 0                           |
|                           | RLE.  | 0                       | 102           | 0.0%   | 0                   | 0                     | 0                     | 0                   | 0                     | 0       | 0               | 0                   | 0                     | 0                   | 0                        | 0                           |
|                           | Oth.  | 0                       | 102           | 0.0%   | 0                   | 0                     | 0                     | 0                   | 0                     | 0       | 0               | 0                   | 0                     | 0                   | 0                        | 0                           |
| 0520 District Totals:     |       |                         |               |        |                     |                       |                       |                     |                       |         |                 |                     |                       |                     |                          |                             |
|                           | Susp. | 283                     | 294           | 96.3%  | 0                   | 0                     | 0                     | 5                   | 0                     | 0       | 0               | 15                  | 0                     | 0                   | 0                        | 2                           |
|                           | Expl. | 0                       | 294           | 0.0%   | 0                   | 0                     | 0                     | 0                   | 0                     | 0       | 0               | 0                   | 0                     | 0                   | 0                        | 0                           |
|                           | RLE.  | 1                       | 294           | 0.3%   | 0                   | 0                     | 0                     | 0                   | 0                     | 1       | 0               | 0                   | 0                     | 0                   | 0                        | 0                           |
|                           | Oth.  | 0                       | 294           | 0.0%   | 0                   | 0                     | 0                     | 0                   | 0                     | 0       | 0               | 0                   | 0                     | 0                   | 0                        | 0                           |
| CHEYENNE Totals:          |       |                         |               |        |                     |                       |                       |                     |                       |         |                 |                     |                       |                     |                          |                             |
|                           | Susp. | 285                     | 410           | 69.5%  | 0                   | 0                     | 0                     | 5                   | 0                     | 0       | 0               | 17                  | 0                     | 0                   | 0                        | 2                           |
|                           | Expl. | 0                       | 410           | 0.0%   | 0                   | 0                     | 0                     | 0                   | 0                     | 0       | 0               | 0                   | 0                     | 0                   | 0                        | 0                           |
|                           | RLE.  | 1                       | 410           | 0.2%   | 0                   | 0                     | 0                     | 0                   | 0                     | 1       | 0               | 0                   | 0                     | 0                   | 0                        | 0                           |
|                           | Oth.  | 0                       | 410           | 0.0%   | 0                   | 0                     | 0                     | 0                   | 0                     | 0       | 0               | 0                   | 0                     | 0                   | 0                        | 0                           |
| CLEAR CREEK               |       |                         |               |        |                     |                       |                       |                     |                       |         |                 |                     |                       |                     |                          |                             |
| 0540 CLEAR CREEK RE-1     |       |                         |               |        |                     |                       |                       |                     |                       |         |                 |                     |                       |                     |                          |                             |
| Elementary                | Susp. | 24                      | 648           | 3.7%   | 0                   | 0                     | 0                     | 1                   | 0                     | 0       | 2               | 8                   | 12                    | 0                   | 0                        | 0                           |
|                           | Expl. | 0                       | 648           | 0.0%   | 0                   | 0                     | 0                     | 0                   | 0                     | 0       | 0               | 0                   | 0                     | 0                   | 0                        | 0                           |
|                           | RLE.  | 0                       | 648           | 0.0%   | 0                   | 0                     | 0                     | 0                   | 0                     | 0       | 0               | 0                   | 0                     | 0                   | 0                        | 0                           |
|                           | Oth.  | 1                       | 648           | 0.2%   | 0                   | 0                     | 0                     | 0                   | 0                     | 0       | 0               | 0                   | 1                     | 0                   | 0                        | 0                           |
| Jr./Middle                | Susp. | 134                     | 210           | 63.8%  | 0                   | 7                     | 2                     | 0                   | 0                     | 0       | 0               | 34                  | 55                    | 1                   | 3                        | 32                          |
|                           | Expl. | 0                       | 210           | 0.0%   | 0                   | 0                     | 0                     | 0                   | 0                     | 0       | 0               | 0                   | 0                     | 0                   | 0                        | 0                           |
|                           | RLE.  | 12                      | 210           | 5.7%   | 0                   | 7                     | 0                     | 0                   | 0                     | 0       | 1               | 1                   | 0                     | 0                   | 3                        |                             |
|                           | Oth.  | 0                       | 210           | 0.0%   | 0                   | 0                     | 0                     | 0                   | 0                     | 0       | 0               | 0                   | 0                     | 0                   | 0                        | 0                           |
| Senior                    | Susp. | 147                     | 376           | 39.1%  | 1                   | 4                     | 7                     | 0                   | 1                     | 0       | 0               | 7                   | 13                    | 4                   | 9                        | 101                         |
|                           | Expl. | 1                       | 376           | 0.3%   | 0                   | 1                     | 0                     | 0                   | 0                     | 0       | 0               | 0                   | 0                     | 0                   | 0                        | 0                           |
|                           | RLE.  | 22                      | 376           | 5.9%   | 1                   | 5                     | 7                     | 0                   | 1                     | 0       | 0               | 0                   | 2                     | 4                   | 0                        | 1                           |
|                           | Oth.  | 3                       | 376           | 0.8%   | 0                   | 0                     | 0                     | 0                   | 0                     | 0       | 0               | 2                   | 0                     | 0                   | 0                        | 1                           |
| 0540 District Totals:     |       |                         |               |        |                     |                       |                       |                     |                       |         |                 |                     |                       |                     |                          |                             |
|                           | Susp. | 305                     | 1234          | 24.7%  | 1                   | 11                    | 9                     | 1                   | 1                     | 0       | 2               | 49                  | 80                    | 5                   | 12                       | 133                         |



**COLORADO DEPARTMENT OF EDUCATION**

**SAFETY & DISCIPLINE INDICATORS  
2003-2004 SUSPENSIONS AND EXPULSIONS REPORT  
INCIDENT RATE AND REASONS BY SCHOOL TYPE**


| TYPE                            | STUDENTS<br>DISCIPLINED | EOY<br>STU CT | % RATE | DRUG<br>VIAOLATIONS | ALCOHOL<br>VIOLATIONS | TOBACCO<br>VIOLATIONS | ASSUALTS/<br>FIGHTS | DANGEROU<br>S WEAPONS | ROBBERY | OTHER<br>FELONY | DISOBEY/<br>DEFIANT | DETREMENT<br>BEHAVIOR | DESTROY<br>PROPERTY | REPEATED<br>INTERFERANCE | OTHER<br>CODE OF<br>CONDUCT |   |
|---------------------------------|-------------------------|---------------|--------|---------------------|-----------------------|-----------------------|---------------------|-----------------------|---------|-----------------|---------------------|-----------------------|---------------------|--------------------------|-----------------------------|---|
|                                 |                         |               |        |                     |                       |                       |                     |                       |         |                 |                     |                       |                     |                          |                             |   |
| Expl.                           | 1                       | 1234          | 0.1%   | 0                   | 1                     | 0                     | 0                   | 0                     | 0       | 0               | 0                   | 0                     | 0                   | 0                        | 0                           |   |
| RLE.                            | 34                      | 1234          | 2.8%   | 1                   | 12                    | 7                     | 0                   | 1                     | 0       | 0               | 1                   | 3                     | 4                   | 0                        | 4                           |   |
| Oth.                            | 4                       | 1234          | 0.3%   | 0                   | 0                     | 0                     | 0                   | 0                     | 0       | 0               | 2                   | 1                     | 0                   | 0                        | 1                           |   |
| <b>CLEAR CREEK Totals:</b>      |                         |               |        |                     |                       |                       |                     |                       |         |                 |                     |                       |                     |                          |                             |   |
| Susp.                           | 305                     | 1234          | 24.7%  | 1                   | 11                    | 9                     | 1                   | 1                     | 0       | 2               | 49                  | 80                    | 5                   | 12                       | 133                         |   |
| Expl.                           | 1                       | 1234          | 0.1%   | 0                   | 1                     | 0                     | 0                   | 0                     | 0       | 0               | 0                   | 0                     | 0                   | 0                        | 0                           |   |
| RLE.                            | 34                      | 1234          | 2.8%   | 1                   | 12                    | 7                     | 0                   | 1                     | 0       | 0               | 1                   | 3                     | 4                   | 0                        | 4                           |   |
| Oth.                            | 4                       | 1234          | 0.3%   | 0                   | 0                     | 0                     | 0                   | 0                     | 0       | 0               | 2                   | 1                     | 0                   | 0                        | 1                           |   |
| <b>CONEJOS</b>                  |                         |               |        |                     |                       |                       |                     |                       |         |                 |                     |                       |                     |                          |                             |   |
| <b>0550 NORTH CONEJOS RE-1J</b> |                         |               |        |                     |                       |                       |                     |                       |         |                 |                     |                       |                     |                          |                             |   |
| Elementary                      | Susp.                   | 22            | 493    | 4.5%                | 0                     | 0                     | 3                   | 11                    | 0       | 0               | 0                   | 3                     | 1                   | 0                        | 0                           | 4 |
|                                 | Expl.                   | 0             | 493    | 0.0%                | 0                     | 0                     | 0                   | 0                     | 0       | 0               | 0                   | 0                     | 0                   | 0                        | 0                           | 0 |
|                                 | RLE.                    | 0             | 493    | 0.0%                | 0                     | 0                     | 0                   | 0                     | 0       | 0               | 0                   | 0                     | 0                   | 0                        | 0                           | 0 |
|                                 | Oth.                    | 0             | 493    | 0.0%                | 0                     | 0                     | 0                   | 0                     | 0       | 0               | 0                   | 0                     | 0                   | 0                        | 0                           | 0 |
| Jr./Middle                      | Susp.                   | 10            | 286    | 3.5%                | 0                     | 0                     | 0                   | 10                    | 0       | 0               | 0                   | 0                     | 0                   | 0                        | 0                           | 0 |
|                                 | Expl.                   | 0             | 286    | 0.0%                | 0                     | 0                     | 0                   | 0                     | 0       | 0               | 0                   | 0                     | 0                   | 0                        | 0                           | 0 |
|                                 | RLE.                    | 0             | 286    | 0.0%                | 0                     | 0                     | 0                   | 0                     | 0       | 0               | 0                   | 0                     | 0                   | 0                        | 0                           | 0 |
|                                 | Oth.                    | 0             | 286    | 0.0%                | 0                     | 0                     | 0                   | 0                     | 0       | 0               | 0                   | 0                     | 0                   | 0                        | 0                           | 0 |
| Senior                          | Susp.                   | 85            | 496    | 17.1%               | 10                    | 2                     | 0                   | 18                    | 0       | 4               | 0                   | 41                    | 0                   | 0                        | 10                          | 0 |
|                                 | Expl.                   | 0             | 496    | 0.0%                | 0                     | 0                     | 0                   | 0                     | 0       | 0               | 0                   | 0                     | 0                   | 0                        | 0                           | 0 |
|                                 | RLE.                    | 9             | 496    | 1.8%                | 3                     | 2                     | 0                   | 0                     | 0       | 4               | 0                   | 0                     | 0                   | 0                        | 0                           | 0 |
|                                 | Oth.                    | 0             | 496    | 0.0%                | 0                     | 0                     | 0                   | 0                     | 0       | 0               | 0                   | 0                     | 0                   | 0                        | 0                           | 0 |
| <b>0550 District Totals:</b>    |                         |               |        |                     |                       |                       |                     |                       |         |                 |                     |                       |                     |                          |                             |   |
| Susp.                           | 117                     | 1275          | 9.2%   | 10                  | 2                     | 3                     | 39                  | 0                     | 4       | 0               | 44                  | 1                     | 0                   | 10                       | 4                           |   |
| Expl.                           | 0                       | 1275          | 0.0%   | 0                   | 0                     | 0                     | 0                   | 0                     | 0       | 0               | 0                   | 0                     | 0                   | 0                        | 0                           |   |
| RLE.                            | 9                       | 1275          | 0.7%   | 3                   | 2                     | 0                     | 0                   | 0                     | 4       | 0               | 0                   | 0                     | 0                   | 0                        | 0                           |   |
| Oth.                            | 0                       | 1275          | 0.0%   | 0                   | 0                     | 0                     | 0                   | 0                     | 0       | 0               | 0                   | 0                     | 0                   | 0                        | 0                           |   |
| <b>0560 SANFORD 6J</b>          |                         |               |        |                     |                       |                       |                     |                       |         |                 |                     |                       |                     |                          |                             |   |
| Elementary                      | Susp.                   | 2             | 196    | 1.0%                | 0                     | 0                     | 0                   | 0                     | 0       | 0               | 0                   | 0                     | 2                   | 0                        | 0                           |   |
|                                 | Expl.                   | 0             | 196    | 0.0%                | 0                     | 0                     | 0                   | 0                     | 0       | 0               | 0                   | 0                     | 0                   | 0                        | 0                           |   |
|                                 | RLE.                    | 0             | 196    | 0.0%                | 0                     | 0                     | 0                   | 0                     | 0       | 0               | 0                   | 0                     | 0                   | 0                        | 0                           |   |
|                                 | Oth.                    | 0             | 196    | 0.0%                | 0                     | 0                     | 0                   | 0                     | 0       | 0               | 0                   | 0                     | 0                   | 0                        | 0                           |   |
| Senior                          | Susp.                   | 16            | 194    | 8.2%                | 0                     | 0                     | 0                   | 5                     | 0       | 0               | 11                  | 0                     | 0                   | 0                        | 0                           |   |
|                                 | Expl.                   | 0             | 194    | 0.0%                | 0                     | 0                     | 0                   | 0                     | 0       | 0               | 0                   | 0                     | 0                   | 0                        | 0                           |   |
|                                 | RLE.                    | 0             | 194    | 0.0%                | 0                     | 0                     | 0                   | 0                     | 0       | 0               | 0                   | 0                     | 0                   | 0                        | 0                           |   |
|                                 | Oth.                    | 19            | 194    | 9.8%                | 0                     | 0                     | 0                   | 1                     | 0       | 0               | 16                  | 0                     | 0                   | 0                        | 0                           |   |
| <b>0560 District Totals:</b>    |                         |               |        |                     |                       |                       |                     |                       |         |                 |                     |                       |                     |                          |                             |   |
| Susp.                           | 18                      | 390           | 4.6%   | 0                   | 0                     | 0                     | 5                   | 0                     | 0       | 0               | 11                  | 0                     | 2                   | 0                        | 0                           |   |
| Expl.                           | 0                       | 390           | 0.0%   | 0                   | 0                     | 0                     | 0                   | 0                     | 0       | 0               | 0                   | 0                     | 0                   | 0                        | 0                           |   |
| RLE.                            | 0                       | 390           | 0.0%   | 0                   | 0                     | 0                     | 0                   | 0                     | 0       | 0               | 0                   | 0                     | 0                   | 0                        | 0                           |   |
| Oth.                            | 19                      | 390           | 4.9%   | 0                   | 0                     | 0                     | 1                   | 0                     | 0       | 0               | 16                  | 0                     | 0                   | 0                        | 0                           |   |
| <b>0580 SOUTH CONEJOS RE-10</b> |                         |               |        |                     |                       |                       |                     |                       |         |                 |                     |                       |                     |                          |                             |   |
| Elementary                      | Susp.                   | 13            | 161    | 8.1%                | 0                     | 0                     | 1                   | 0                     | 0       | 0               | 0                   | 5                     | 0                   | 0                        | 7                           |   |
|                                 | Expl.                   | 0             | 161    | 0.0%                | 0                     | 0                     | 0                   | 0                     | 0       | 0               | 0                   | 0                     | 0                   | 0                        | 0                           |   |



**COLORADO DEPARTMENT OF EDUCATION**

**SAFETY & DISCIPLINE INDICATORS  
2003-2004 SUSPENSIONS AND EXPULSIONS REPORT  
INCIDENT RATE AND REASONS BY SCHOOL TYPE**


|                         | TYPE  | STUDENTS<br>DISCIPLINED | EOY<br>STU CT | % RATE | DRUG<br>VIAOLATIONS | ALCOHOL<br>VIOLATIONS | TOBACCO<br>VIOLATIONS | ASSUALTS/<br>FIGHTS | DANGEROU<br>S WEAPONS | ROBBERY | OTHER<br>FELONY | DISOBEY/<br>DEFIANT | DETREMENT<br>BEHAVIOR | DESTROY<br>PROPERTY | REPEATED<br>INTERFERENCE | OTHER<br>CODE OF<br>CONDUCT |
|-------------------------|-------|-------------------------|---------------|--------|---------------------|-----------------------|-----------------------|---------------------|-----------------------|---------|-----------------|---------------------|-----------------------|---------------------|--------------------------|-----------------------------|
|                         | RLE.  | 0                       | 161           | 0.0%   | 0                   | 0                     | 0                     | 0                   | 0                     | 0       | 0               | 0                   | 0                     | 0                   | 0                        | 0                           |
|                         | Oth.  | 0                       | 161           | 0.0%   | 0                   | 0                     | 0                     | 0                   | 0                     | 0       | 0               | 0                   | 0                     | 0                   | 0                        | 0                           |
| Jr./Middle              | Susp. | 7                       | 49            | 14.3%  | 0                   | 0                     | 0                     | 3                   | 0                     | 0       | 0               | 4                   | 0                     | 0                   | 0                        | 0                           |
|                         | Expl. | 0                       | 49            | 0.0%   | 0                   | 0                     | 0                     | 0                   | 0                     | 0       | 0               | 0                   | 0                     | 0                   | 0                        | 0                           |
|                         | RLE.  | 2                       | 49            | 4.1%   | 0                   | 0                     | 0                     | 2                   | 0                     | 0       | 0               | 0                   | 0                     | 0                   | 0                        | 0                           |
|                         | Oth.  | 0                       | 49            | 0.0%   | 0                   | 0                     | 0                     | 0                   | 0                     | 0       | 0               | 0                   | 0                     | 0                   | 0                        | 0                           |
| Senior                  | Susp. | 36                      | 166           | 21.7%  | 0                   | 1                     | 0                     | 5                   | 0                     | 0       | 0               | 27                  | 2                     | 0                   | 0                        | 0                           |
|                         | Expl. | 1                       | 166           | 0.6%   | 0                   | 0                     | 0                     | 0                   | 0                     | 0       | 0               | 1                   | 0                     | 0                   | 0                        | 0                           |
|                         | RLE.  | 7                       | 166           | 4.2%   | 0                   | 1                     | 0                     | 5                   | 0                     | 0       | 0               | 0                   | 1                     | 0                   | 0                        | 0                           |
|                         | Oth.  | 0                       | 166           | 0.0%   | 0                   | 0                     | 0                     | 0                   | 0                     | 0       | 0               | 0                   | 0                     | 0                   | 0                        | 0                           |
| 0580 District Totals:   |       |                         |               |        |                     |                       |                       |                     |                       |         |                 |                     |                       |                     |                          |                             |
|                         | Susp. | 56                      | 376           | 14.9%  | 0                   | 1                     | 1                     | 8                   | 0                     | 0       | 0               | 31                  | 7                     | 0                   | 0                        | 7                           |
|                         | Expl. | 1                       | 376           | 0.3%   | 0                   | 0                     | 0                     | 0                   | 0                     | 0       | 0               | 1                   | 0                     | 0                   | 0                        | 0                           |
|                         | RLE.  | 9                       | 376           | 2.4%   | 0                   | 1                     | 0                     | 7                   | 0                     | 0       | 0               | 0                   | 1                     | 0                   | 0                        | 0                           |
|                         | Oth.  | 0                       | 376           | 0.0%   | 0                   | 0                     | 0                     | 0                   | 0                     | 0       | 0               | 0                   | 0                     | 0                   | 0                        | 0                           |
| CONEJOS Totals:         |       |                         |               |        |                     |                       |                       |                     |                       |         |                 |                     |                       |                     |                          |                             |
|                         | Susp. | 191                     | 2041          | 9.4%   | 10                  | 3                     | 4                     | 52                  | 0                     | 4       | 0               | 86                  | 8                     | 2                   | 10                       | 11                          |
|                         | Expl. | 1                       | 2041          | 0.0%   | 0                   | 0                     | 0                     | 0                   | 0                     | 0       | 0               | 1                   | 0                     | 0                   | 0                        | 0                           |
|                         | RLE.  | 18                      | 2041          | 0.9%   | 3                   | 3                     | 0                     | 7                   | 0                     | 4       | 0               | 0                   | 1                     | 0                   | 0                        | 0                           |
|                         | Oth.  | 19                      | 2041          | 0.9%   | 0                   | 0                     | 0                     | 1                   | 0                     | 0       | 0               | 16                  | 0                     | 0                   | 0                        | 0                           |
| COSTILLA                |       |                         |               |        |                     |                       |                       |                     |                       |         |                 |                     |                       |                     |                          |                             |
| 0640 CENTENNIAL R-1     |       |                         |               |        |                     |                       |                       |                     |                       |         |                 |                     |                       |                     |                          |                             |
| Elementary              | Susp. | 2                       | 128           | 1.6%   | 0                   | 0                     | 0                     | 0                   | 0                     | 0       | 0               | 2                   | 0                     | 0                   | 0                        | 0                           |
|                         | Expl. | 0                       | 128           | 0.0%   | 0                   | 0                     | 0                     | 0                   | 0                     | 0       | 0               | 0                   | 0                     | 0                   | 0                        | 0                           |
|                         | RLE.  | 0                       | 128           | 0.0%   | 0                   | 0                     | 0                     | 0                   | 0                     | 0       | 0               | 0                   | 0                     | 0                   | 0                        | 0                           |
|                         | Oth.  | 0                       | 128           | 0.0%   | 0                   | 0                     | 0                     | 0                   | 0                     | 0       | 0               | 0                   | 0                     | 0                   | 0                        | 0                           |
| Jr./Middle              | Susp. | 27                      | 58            | 46.6%  | 0                   | 0                     | 0                     | 3                   | 0                     | 0       | 0               | 19                  | 5                     | 0                   | 0                        | 0                           |
|                         | Expl. | 0                       | 58            | 0.0%   | 0                   | 0                     | 0                     | 0                   | 0                     | 0       | 0               | 0                   | 0                     | 0                   | 0                        | 0                           |
|                         | RLE.  | 0                       | 58            | 0.0%   | 0                   | 0                     | 0                     | 0                   | 0                     | 0       | 0               | 0                   | 0                     | 0                   | 0                        | 0                           |
|                         | Oth.  | 0                       | 58            | 0.0%   | 0                   | 0                     | 0                     | 0                   | 0                     | 0       | 0               | 0                   | 0                     | 0                   | 0                        | 0                           |
| Senior                  | Susp. | 24                      | 112           | 21.4%  | 0                   | 0                     | 0                     | 5                   | 0                     | 0       | 0               | 9                   | 9                     | 0                   | 1                        | 0                           |
|                         | Expl. | 0                       | 112           | 0.0%   | 0                   | 0                     | 0                     | 0                   | 0                     | 0       | 0               | 0                   | 0                     | 0                   | 0                        | 0                           |
|                         | RLE.  | 0                       | 112           | 0.0%   | 0                   | 0                     | 0                     | 0                   | 0                     | 0       | 0               | 0                   | 0                     | 0                   | 0                        | 0                           |
|                         | Oth.  | 0                       | 112           | 0.0%   | 0                   | 0                     | 0                     | 0                   | 0                     | 0       | 0               | 0                   | 0                     | 0                   | 0                        | 0                           |
| 0640 District Totals:   |       |                         |               |        |                     |                       |                       |                     |                       |         |                 |                     |                       |                     |                          |                             |
|                         | Susp. | 53                      | 298           | 17.8%  | 0                   | 0                     | 0                     | 8                   | 0                     | 0       | 0               | 30                  | 14                    | 0                   | 1                        | 0                           |
|                         | Expl. | 0                       | 298           | 0.0%   | 0                   | 0                     | 0                     | 0                   | 0                     | 0       | 0               | 0                   | 0                     | 0                   | 0                        | 0                           |
|                         | RLE.  | 0                       | 298           | 0.0%   | 0                   | 0                     | 0                     | 0                   | 0                     | 0       | 0               | 0                   | 0                     | 0                   | 0                        | 0                           |
|                         | Oth.  | 0                       | 298           | 0.0%   | 0                   | 0                     | 0                     | 0                   | 0                     | 0       | 0               | 0                   | 0                     | 0                   | 0                        | 0                           |
| 0740 SIERRA GRANDE R-30 |       |                         |               |        |                     |                       |                       |                     |                       |         |                 |                     |                       |                     |                          |                             |
| Elementary              | Susp. | 3                       | 169           | 1.8%   | 0                   | 0                     | 0                     | 0                   | 0                     | 0       | 0               | 0                   | 0                     | 0                   | 0                        | 3                           |
|                         | Expl. | 0                       | 169           | 0.0%   | 0                   | 0                     | 0                     | 0                   | 0                     | 0       | 0               | 0                   | 0                     | 0                   | 0                        | 0                           |
|                         | RLE.  | 3                       | 169           | 1.8%   | 0                   | 0                     | 0                     | 0                   | 0                     | 0       | 0               | 0                   | 0                     | 3                   | 0                        | 0                           |
|                         | Oth.  | 0                       | 169           | 0.0%   | 0                   | 0                     | 0                     | 0                   | 0                     | 0       | 0               | 0                   | 0                     | 0                   | 0                        | 0                           |



**COLORADO DEPARTMENT OF EDUCATION**

**SAFETY & DISCIPLINE INDICATORS  
2003-2004 SUSPENSIONS AND EXPULSIONS REPORT  
INCIDENT RATE AND REASONS BY SCHOOL TYPE**

| SCHOOL TYPE                | TYPE  | STUDENTS    |               | % RATE | DRUG<br>VIAOLATIONS | ALCOHOL<br>VIOLATIONS | TOBACCO<br>VIOLATIONS | ASSUALTS/<br>FIGHTS | DANGEROU<br>S WEAPONS | ROBBERY | OTHER<br>FELONY | DISOBEY/<br>DEFIANT | DETREMENT<br>BEHAVIOR | DESTROY<br>PROPERTY | REPEATED<br>INTERFERENCE | OTHER<br>CODE OF<br>CONDUCT |
|----------------------------|-------|-------------|---------------|--------|---------------------|-----------------------|-----------------------|---------------------|-----------------------|---------|-----------------|---------------------|-----------------------|---------------------|--------------------------|-----------------------------|
|                            |       | DISCIPLINED | EOY<br>STU CT |        |                     |                       |                       |                     |                       |         |                 |                     |                       |                     |                          |                             |
| Jr./Middle                 | Susp. | 44          | 51            | 86.3%  | 0                   | 0                     | 0                     | 12                  | 1                     | 1       | 0               | 3                   | 23                    | 4                   | 0                        | 0                           |
|                            | Expl. | 0           | 51            | 0.0%   | 0                   | 0                     | 0                     | 0                   | 0                     | 0       | 0               | 0                   | 0                     | 0                   | 0                        | 0                           |
|                            | RLE.  | 0           | 51            | 0.0%   | 0                   | 0                     | 0                     | 0                   | 0                     | 0       | 0               | 0                   | 0                     | 0                   | 0                        | 0                           |
|                            | Oth.  | 0           | 51            | 0.0%   | 0                   | 0                     | 0                     | 0                   | 0                     | 0       | 0               | 0                   | 0                     | 0                   | 0                        | 0                           |
| Senior                     | Susp. | 54          | 86            | 62.8%  | 1                   | 0                     | 0                     | 5                   | 0                     | 0       | 0               | 4                   | 39                    | 5                   | 0                        | 0                           |
|                            | Expl. | 0           | 86            | 0.0%   | 0                   | 0                     | 0                     | 0                   | 0                     | 0       | 0               | 0                   | 0                     | 0                   | 0                        | 0                           |
|                            | RLE.  | 0           | 86            | 0.0%   | 0                   | 0                     | 0                     | 0                   | 0                     | 0       | 0               | 0                   | 0                     | 0                   | 0                        | 0                           |
|                            | Oth.  | 0           | 86            | 0.0%   | 0                   | 0                     | 0                     | 0                   | 0                     | 0       | 0               | 0                   | 0                     | 0                   | 0                        | 0                           |
| 0740 District Totals:      |       |             |               |        |                     |                       |                       |                     |                       |         |                 |                     |                       |                     |                          |                             |
|                            | Susp. | 101         | 306           | 33.0%  | 1                   | 0                     | 0                     | 17                  | 1                     | 1       | 0               | 7                   | 62                    | 9                   | 0                        | 3                           |
|                            | Expl. | 0           | 306           | 0.0%   | 0                   | 0                     | 0                     | 0                   | 0                     | 0       | 0               | 0                   | 0                     | 0                   | 0                        | 0                           |
|                            | RLE.  | 3           | 306           | 1.0%   | 0                   | 0                     | 0                     | 0                   | 0                     | 0       | 0               | 0                   | 0                     | 3                   | 0                        | 0                           |
|                            | Oth.  | 0           | 306           | 0.0%   | 0                   | 0                     | 0                     | 0                   | 0                     | 0       | 0               | 0                   | 0                     | 0                   | 0                        | 0                           |
| COSTILLA Totals:           |       |             |               |        |                     |                       |                       |                     |                       |         |                 |                     |                       |                     |                          |                             |
|                            | Susp. | 154         | 604           | 25.5%  | 1                   | 0                     | 0                     | 25                  | 1                     | 1       | 0               | 37                  | 76                    | 9                   | 1                        | 3                           |
|                            | Expl. | 0           | 604           | 0.0%   | 0                   | 0                     | 0                     | 0                   | 0                     | 0       | 0               | 0                   | 0                     | 0                   | 0                        | 0                           |
|                            | RLE.  | 3           | 604           | 0.5%   | 0                   | 0                     | 0                     | 0                   | 0                     | 0       | 0               | 0                   | 0                     | 3                   | 0                        | 0                           |
|                            | Oth.  | 0           | 604           | 0.0%   | 0                   | 0                     | 0                     | 0                   | 0                     | 0       | 0               | 0                   | 0                     | 0                   | 0                        | 0                           |
| CROWLEY                    |       |             |               |        |                     |                       |                       |                     |                       |         |                 |                     |                       |                     |                          |                             |
| 0770 CROWLEY COUNTY RE-1-J |       |             |               |        |                     |                       |                       |                     |                       |         |                 |                     |                       |                     |                          |                             |
| Elementary                 | Susp. | 29          | 267           | 10.9%  | 0                   | 0                     | 0                     | 3                   | 0                     | 0       | 0               | 20                  | 4                     | 0                   | 2                        | 0                           |
|                            | Expl. | 0           | 267           | 0.0%   | 0                   | 0                     | 0                     | 0                   | 0                     | 0       | 0               | 0                   | 0                     | 0                   | 0                        | 0                           |
|                            | RLE.  | 0           | 267           | 0.0%   | 0                   | 0                     | 0                     | 0                   | 0                     | 0       | 0               | 0                   | 0                     | 0                   | 0                        | 0                           |
|                            | Oth.  | 0           | 267           | 0.0%   | 0                   | 0                     | 0                     | 0                   | 0                     | 0       | 0               | 0                   | 0                     | 0                   | 0                        | 0                           |
| Jr./Middle                 | Susp. | 22          | 166           | 13.3%  | 1                   | 1                     | 0                     | 0                   | 2                     | 0       | 0               | 4                   | 0                     | 1                   | 6                        | 7                           |
|                            | Expl. | 0           | 166           | 0.0%   | 0                   | 0                     | 0                     | 0                   | 0                     | 0       | 0               | 0                   | 0                     | 0                   | 0                        | 0                           |
|                            | RLE.  | 4           | 166           | 2.4%   | 1                   | 1                     | 0                     | 0                   | 2                     | 0       | 0               | 0                   | 0                     | 0                   | 0                        | 0                           |
|                            | Oth.  | 0           | 166           | 0.0%   | 0                   | 0                     | 0                     | 0                   | 0                     | 0       | 0               | 0                   | 0                     | 0                   | 0                        | 0                           |
| Senior                     | Susp. | 35          | 198           | 17.7%  | 0                   | 1                     | 1                     | 2                   | 1                     | 0       | 0               | 4                   | 4                     | 2                   | 1                        | 19                          |
|                            | Expl. | 0           | 198           | 0.0%   | 0                   | 0                     | 0                     | 0                   | 0                     | 0       | 0               | 0                   | 0                     | 0                   | 0                        | 0                           |
|                            | RLE.  | 5           | 198           | 2.5%   | 0                   | 1                     | 1                     | 2                   | 1                     | 0       | 0               | 0                   | 0                     | 0                   | 0                        | 0                           |
|                            | Oth.  | 0           | 198           | 0.0%   | 0                   | 0                     | 0                     | 0                   | 0                     | 0       | 0               | 0                   | 0                     | 0                   | 0                        | 0                           |
| 0770 District Totals:      |       |             |               |        |                     |                       |                       |                     |                       |         |                 |                     |                       |                     |                          |                             |
|                            | Susp. | 86          | 631           | 13.6%  | 1                   | 2                     | 1                     | 5                   | 3                     | 0       | 0               | 28                  | 8                     | 3                   | 9                        | 26                          |
|                            | Expl. | 0           | 631           | 0.0%   | 0                   | 0                     | 0                     | 0                   | 0                     | 0       | 0               | 0                   | 0                     | 0                   | 0                        | 0                           |
|                            | RLE.  | 9           | 631           | 1.4%   | 1                   | 2                     | 1                     | 2                   | 1                     | 0       | 0               | 0                   | 0                     | 0                   | 0                        | 0                           |
|                            | Oth.  | 0           | 631           | 0.0%   | 0                   | 0                     | 0                     | 0                   | 0                     | 0       | 0               | 0                   | 0                     | 0                   | 0                        | 0                           |
| CROWLEY Totals:            |       |             |               |        |                     |                       |                       |                     |                       |         |                 |                     |                       |                     |                          |                             |
|                            | Susp. | 86          | 631           | 13.6%  | 1                   | 2                     | 1                     | 5                   | 3                     | 0       | 0               | 28                  | 8                     | 3                   | 9                        | 26                          |
|                            | Expl. | 0           | 631           | 0.0%   | 0                   | 0                     | 0                     | 0                   | 0                     | 0       | 0               | 0                   | 0                     | 0                   | 0                        | 0                           |
|                            | RLE.  | 9           | 631           | 1.4%   | 1                   | 2                     | 1                     | 2                   | 3                     | 0       | 0               | 0                   | 0                     | 0                   | 0                        | 0                           |
|                            | Oth.  | 0           | 631           | 0.0%   | 0                   | 0                     | 0                     | 0                   | 0                     | 0       | 0               | 0                   | 0                     | 0                   | 0                        | 0                           |
| CUSTER                     |       |             |               |        |                     |                       |                       |                     |                       |         |                 |                     |                       |                     |                          |                             |






**COLORADO DEPARTMENT OF EDUCATION**

**SAFETY & DISCIPLINE INDICATORS  
2003-2004 SUSPENSIONS AND EXPULSIONS REPORT  
INCIDENT RATE AND REASONS BY SCHOOL TYPE**


|                                               | TYPE  | STUDENTS    | EOY    | % RATE | DRUG        | ALCOHOL    | TOBACCO    | ASSUALTS/ | DANGEROU  | OTHER   | DISOBEY/ | DETREMENT | DESTROY  | REPEATED | OTHER        |         |
|-----------------------------------------------|-------|-------------|--------|--------|-------------|------------|------------|-----------|-----------|---------|----------|-----------|----------|----------|--------------|---------|
|                                               |       | DISCIPLINED | STU CT |        | VIAOLATIONS | VIOLATIONS | VIOLATIONS | FIGHTS    | S WEAPONS | ROBBERY | FELONY   | DEFIANT   | BEHAVIOR | PROPERTY | INTERFERENCE | CONDUCT |
| <b>0860 CUSTER COUNTY SCHOOL DISTRICT C-1</b> |       |             |        |        |             |            |            |           |           |         |          |           |          |          |              |         |
| Elementary                                    | Susp. | 13          | 220    | 5.9%   | 0           | 0          | 0          | 0         | 0         | 0       | 0        | 0         | 9        | 0        | 0            | 4       |
|                                               | Expl. | 0           | 220    | 0.0%   | 0           | 0          | 0          | 0         | 0         | 0       | 0        | 0         | 0        | 0        | 0            | 0       |
|                                               | RLE.  | 0           | 220    | 0.0%   | 0           | 0          | 0          | 0         | 0         | 0       | 0        | 0         | 0        | 0        | 0            | 0       |
|                                               | Oth.  | 0           | 220    | 0.0%   | 0           | 0          | 0          | 0         | 0         | 0       | 0        | 0         | 0        | 0        | 0            | 0       |
| Jr./Middle                                    | Susp. | 18          | 129    | 14.0%  | 0           | 0          | 0          | 0         | 0         | 0       | 3        | 11        | 0        | 0        | 0            | 4       |
|                                               | Expl. | 0           | 129    | 0.0%   | 0           | 0          | 0          | 0         | 0         | 0       | 0        | 0         | 0        | 0        | 0            | 0       |
|                                               | RLE.  | 0           | 129    | 0.0%   | 0           | 0          | 0          | 0         | 0         | 0       | 0        | 0         | 0        | 0        | 0            | 0       |
|                                               | Oth.  | 0           | 129    | 0.0%   | 0           | 0          | 0          | 0         | 0         | 0       | 0        | 0         | 0        | 0        | 0            | 0       |
| Senior                                        | Susp. | 57          | 191    | 29.8%  | 0           | 0          | 5          | 0         | 0         | 0       | 2        | 13        | 1        | 0        | 0            | 35      |
|                                               | Expl. | 0           | 191    | 0.0%   | 0           | 0          | 0          | 0         | 0         | 0       | 0        | 0         | 0        | 0        | 0            | 0       |
|                                               | RLE.  | 0           | 191    | 0.0%   | 0           | 0          | 0          | 0         | 0         | 0       | 0        | 0         | 0        | 0        | 0            | 0       |
|                                               | Oth.  | 0           | 191    | 0.0%   | 0           | 0          | 0          | 0         | 0         | 0       | 0        | 0         | 0        | 0        | 0            | 0       |
| <b>0860 District Totals:</b>                  |       |             |        |        |             |            |            |           |           |         |          |           |          |          |              |         |
|                                               | Susp. | 88          | 540    | 16.3%  | 0           | 0          | 5          | 0         | 0         | 0       | 5        | 24        | 10       | 0        | 0            | 43      |
|                                               | Expl. | 0           | 540    | 0.0%   | 0           | 0          | 0          | 0         | 0         | 0       | 0        | 0         | 0        | 0        | 0            | 0       |
|                                               | RLE.  | 0           | 540    | 0.0%   | 0           | 0          | 0          | 0         | 0         | 0       | 0        | 0         | 0        | 0        | 0            | 0       |
|                                               | Oth.  | 0           | 540    | 0.0%   | 0           | 0          | 0          | 0         | 0         | 0       | 0        | 0         | 0        | 0        | 0            | 0       |
| <b>CUSTER Totals:</b>                         |       |             |        |        |             |            |            |           |           |         |          |           |          |          |              |         |
|                                               | Susp. | 88          | 540    | 16.3%  | 0           | 0          | 5          | 0         | 0         | 0       | 5        | 24        | 10       | 0        | 0            | 43      |
|                                               | Expl. | 0           | 540    | 0.0%   | 0           | 0          | 0          | 0         | 0         | 0       | 0        | 0         | 0        | 0        | 0            | 0       |
|                                               | RLE.  | 0           | 540    | 0.0%   | 0           | 0          | 0          | 0         | 0         | 0       | 0        | 0         | 0        | 0        | 0            | 0       |
|                                               | Oth.  | 0           | 540    | 0.0%   | 0           | 0          | 0          | 0         | 0         | 0       | 0        | 0         | 0        | 0        | 0            | 0       |
| <b>DELTA</b>                                  |       |             |        |        |             |            |            |           |           |         |          |           |          |          |              |         |
| <b>0870 DELTA COUNTY 50(J)</b>                |       |             |        |        |             |            |            |           |           |         |          |           |          |          |              |         |
| Elementary                                    | Susp. | 69          | 2308   | 3.0%   | 0           | 7          | 1          | 0         | 3         | 0       | 0        | 23        | 12       | 0        | 0            | 23      |
|                                               | Expl. | 0           | 2308   | 0.0%   | 0           | 0          | 0          | 0         | 0         | 0       | 0        | 0         | 0        | 0        | 0            | 0       |
|                                               | RLE.  | 2           | 2308   | 0.1%   | 0           | 0          | 0          | 0         | 0         | 0       | 0        | 0         | 2        | 0        | 0            | 0       |
|                                               | Oth.  | 0           | 2308   | 0.0%   | 0           | 0          | 0          | 0         | 0         | 0       | 0        | 0         | 0        | 0        | 0            | 0       |
| Jr./Middle                                    | Susp. | 121         | 798    | 15.2%  | 0           | 1          | 0          | 0         | 0         | 2       | 0        | 40        | 29       | 1        | 0            | 48      |
|                                               | Expl. | 3           | 798    | 0.4%   | 0           | 0          | 0          | 0         | 0         | 0       | 0        | 0         | 0        | 3        | 0            | 0       |
|                                               | RLE.  | 5           | 798    | 0.6%   | 0           | 0          | 0          | 0         | 0         | 0       | 0        | 1         | 0        | 3        | 0            | 1       |
|                                               | Oth.  | 0           | 798    | 0.0%   | 0           | 0          | 0          | 0         | 0         | 0       | 0        | 0         | 0        | 0        | 0            | 0       |
| Senior                                        | Susp. | 195         | 2480   | 7.9%   | 12          | 0          | 3          | 0         | 1         | 6       | 0        | 72        | 7        | 3        | 0            | 91      |
|                                               | Expl. | 8           | 2480   | 0.3%   | 2           | 0          | 0          | 0         | 1         | 0       | 0        | 0         | 2        | 3        | 0            | 0       |
|                                               | RLE.  | 37          | 2480   | 1.5%   | 12          | 0          | 0          | 0         | 2         | 2       | 0        | 2         | 2        | 2        | 0            | 12      |
|                                               | Oth.  | 0           | 2480   | 0.0%   | 0           | 0          | 0          | 0         | 0         | 0       | 0        | 0         | 0        | 0        | 0            | 0       |
| <b>0870 District Totals:</b>                  |       |             |        |        |             |            |            |           |           |         |          |           |          |          |              |         |
|                                               | Susp. | 385         | 5586   | 6.9%   | 12          | 8          | 4          | 0         | 4         | 8       | 0        | 135       | 48       | 4        | 0            | 162     |
|                                               | Expl. | 11          | 5586   | 0.2%   | 2           | 0          | 0          | 0         | 1         | 0       | 0        | 0         | 2        | 6        | 0            | 0       |
|                                               | RLE.  | 44          | 5586   | 0.8%   | 12          | 0          | 0          | 0         | 2         | 2       | 0        | 3         | 4        | 5        | 0            | 13      |
|                                               | Oth.  | 0           | 5586   | 0.0%   | 0           | 0          | 0          | 0         | 0         | 0       | 0        | 0         | 0        | 0        | 0            | 0       |
| <b>DELTA Totals:</b>                          |       |             |        |        |             |            |            |           |           |         |          |           |          |          |              |         |
|                                               | Susp. | 385         | 5586   | 6.9%   | 12          | 8          | 4          | 0         | 4         | 8       | 0        | 135       | 48       | 4        | 0            | 162     |



**COLORADO DEPARTMENT OF EDUCATION**

**SAFETY & DISCIPLINE INDICATORS  
2003-2004 SUSPENSIONS AND EXPULSIONS REPORT  
INCIDENT RATE AND REASONS BY SCHOOL TYPE**


| TYPE                              | STUDENTS    |        |        | DRUG<br>VIAOLATIONS | ALCOHOL<br>VIOLATIONS | TOBACCO<br>VIOLATIONS | ASSUALTS/<br>FIGHTS | DANGEROU<br>S WEAPONS | ROBBERY | OTHER<br>FELONY | DISOBEY/<br>DEFIANT | DETREMENT<br>BEHAVIOR | DESTROY<br>PROPERTY | REPEATED<br>INTERFERENCE | OTHER<br>CODE OF<br>CONDUCT |      |
|-----------------------------------|-------------|--------|--------|---------------------|-----------------------|-----------------------|---------------------|-----------------------|---------|-----------------|---------------------|-----------------------|---------------------|--------------------------|-----------------------------|------|
|                                   | DISCIPLINED | STU CT | % RATE |                     |                       |                       |                     |                       |         |                 |                     |                       |                     |                          |                             |      |
| Expl.                             | 11          | 5586   | 0.2%   | 2                   | 0                     | 0                     | 0                   | 1                     | 0       | 0               | 0                   | 2                     | 6                   | 0                        | 0                           |      |
| RLE.                              | 44          | 5586   | 0.8%   | 12                  | 0                     | 0                     | 0                   | 2                     | 2       | 0               | 3                   | 4                     | 5                   | 0                        | 13                          |      |
| Oth.                              | 0           | 5586   | 0.0%   | 0                   | 0                     | 0                     | 0                   | 0                     | 0       | 0               | 0                   | 0                     | 0                   | 0                        | 0                           |      |
| <b>DENVER</b>                     |             |        |        |                     |                       |                       |                     |                       |         |                 |                     |                       |                     |                          |                             |      |
| <b>0880 DENVER COUNTY 1</b>       |             |        |        |                     |                       |                       |                     |                       |         |                 |                     |                       |                     |                          |                             |      |
| Elementary                        | Susp.       | 2800   | 39282  | 7.1%                | 14                    | 0                     | 7                   | 16                    | 123     | 83              | 0                   | 457                   | 944                 | 17                       | 39                          | 1100 |
|                                   | Expl.       | 6      | 39282  | 0.0%                | 0                     | 0                     | 0                   | 0                     | 4       | 0               | 0                   | 0                     | 1                   | 0                        | 0                           | 1    |
|                                   | RLE.        | 27     | 39282  | 0.1%                | 6                     | 0                     | 0                   | 2                     | 2       | 0               | 0                   | 3                     | 9                   | 0                        | 0                           | 5    |
|                                   | Oth.        | 0      | 39282  | 0.0%                | 0                     | 0                     | 0                   | 0                     | 0       | 0               | 0                   | 0                     | 0                   | 0                        | 0                           | 0    |
| Jr./Middle                        | Susp.       | 10004  | 17314  | 57.8%               | 208                   | 17                    | 31                  | 42                    | 148     | 167             | 0                   | 2810                  | 3410                | 59                       | 107                         | 3005 |
|                                   | Expl.       | 68     | 17314  | 0.4%                | 6                     | 0                     | 0                   | 3                     | 19      | 1               | 0                   | 7                     | 13                  | 3                        | 0                           | 16   |
|                                   | RLE.        | 643    | 17314  | 3.7%                | 102                   | 1                     | 0                   | 17                    | 56      | 32              | 0                   | 13                    | 168                 | 6                        | 4                           | 244  |
|                                   | Oth.        | 0      | 17314  | 0.0%                | 0                     | 0                     | 0                   | 0                     | 0       | 0               | 0                   | 0                     | 0                   | 0                        | 0                           | 0    |
| Senior                            | Susp.       | 5123   | 26266  | 19.5%               | 415                   | 59                    | 32                  | 40                    | 88      | 87              | 0                   | 1779                  | 1202                | 21                       | 58                          | 1342 |
|                                   | Expl.       | 72     | 26266  | 0.3%                | 7                     | 0                     | 0                   | 2                     | 16      | 6               | 0                   | 7                     | 12                  | 0                        | 3                           | 19   |
|                                   | RLE.        | 729    | 26266  | 2.8%                | 123                   | 11                    | 2                   | 31                    | 37      | 31              | 0                   | 31                    | 109                 | 8                        | 5                           | 341  |
|                                   | Oth.        | 0      | 26266  | 0.0%                | 0                     | 0                     | 0                   | 0                     | 0       | 0               | 0                   | 0                     | 0                   | 0                        | 0                           | 0    |
| <b>0880 District Totals:</b>      |             |        |        |                     |                       |                       |                     |                       |         |                 |                     |                       |                     |                          |                             |      |
|                                   | Susp.       | 17927  | 82862  | 21.6%               | 637                   | 76                    | 70                  | 98                    | 359     | 337             | 0                   | 5046                  | 5556                | 97                       | 204                         | 5447 |
|                                   | Expl.       | 146    | 82862  | 0.2%                | 13                    | 0                     | 0                   | 5                     | 39      | 7               | 0                   | 14                    | 26                  | 3                        | 3                           | 36   |
|                                   | RLE.        | 1399   | 82862  | 1.7%                | 231                   | 12                    | 2                   | 50                    | 58      | 63              | 0                   | 47                    | 286                 | 14                       | 9                           | 590  |
|                                   | Oth.        | 0      | 82862  | 0.0%                | 0                     | 0                     | 0                   | 0                     | 0       | 0               | 0                   | 0                     | 0                   | 0                        | 0                           | 0    |
| <b>DENVER Totals:</b>             |             |        |        |                     |                       |                       |                     |                       |         |                 |                     |                       |                     |                          |                             |      |
|                                   | Susp.       | 17927  | 82862  | 21.6%               | 637                   | 76                    | 70                  | 98                    | 359     | 337             | 0                   | 5046                  | 5556                | 97                       | 204                         | 5447 |
|                                   | Expl.       | 146    | 82862  | 0.2%                | 13                    | 0                     | 0                   | 5                     | 39      | 7               | 0                   | 14                    | 26                  | 3                        | 3                           | 36   |
|                                   | RLE.        | 1399   | 82862  | 1.7%                | 231                   | 12                    | 2                   | 50                    | 95      | 63              | 0                   | 47                    | 286                 | 14                       | 9                           | 590  |
|                                   | Oth.        | 0      | 82862  | 0.0%                | 0                     | 0                     | 0                   | 0                     | 0       | 0               | 0                   | 0                     | 0                   | 0                        | 0                           | 0    |
| <b>DOLORS</b>                     |             |        |        |                     |                       |                       |                     |                       |         |                 |                     |                       |                     |                          |                             |      |
| <b>0890 DOLORS COUNTY RE NO.2</b> |             |        |        |                     |                       |                       |                     |                       |         |                 |                     |                       |                     |                          |                             |      |
| Elementary                        | Susp.       | 3      | 122    | 2.5%                | 0                     | 0                     | 0                   | 0                     | 0       | 0               | 0                   | 0                     | 3                   | 0                        | 0                           | 0    |
|                                   | Expl.       | 0      | 122    | 0.0%                | 0                     | 0                     | 0                   | 0                     | 0       | 0               | 0                   | 0                     | 0                   | 0                        | 0                           | 0    |
|                                   | RLE.        | 0      | 122    | 0.0%                | 0                     | 0                     | 0                   | 0                     | 0       | 0               | 0                   | 0                     | 0                   | 0                        | 0                           | 0    |
|                                   | Oth.        | 3      | 122    | 2.5%                | 0                     | 0                     | 0                   | 0                     | 0       | 0               | 0                   | 0                     | 3                   | 0                        | 0                           | 0    |
| Jr./Middle                        | Susp.       | 24     | 71     | 33.8%               | 0                     | 0                     | 1                   | 0                     | 0       | 0               | 0                   | 21                    | 2                   | 0                        | 0                           | 0    |
|                                   | Expl.       | 0      | 71     | 0.0%                | 0                     | 0                     | 0                   | 0                     | 0       | 0               | 0                   | 0                     | 0                   | 0                        | 0                           | 0    |
|                                   | RLE.        | 0      | 71     | 0.0%                | 0                     | 0                     | 0                   | 0                     | 0       | 0               | 0                   | 0                     | 0                   | 0                        | 0                           | 0    |
|                                   | Oth.        | 0      | 71     | 0.0%                | 0                     | 0                     | 0                   | 0                     | 0       | 0               | 0                   | 0                     | 0                   | 0                        | 0                           | 0    |
| Senior                            | Susp.       | 21     | 107    | 19.6%               | 0                     | 0                     | 1                   | 1                     | 0       | 0               | 0                   | 3                     | 9                   | 0                        | 1                           | 6    |
|                                   | Expl.       | 1      | 107    | 0.9%                | 0                     | 0                     | 0                   | 0                     | 0       | 0               | 0                   | 0                     | 1                   | 0                        | 0                           | 0    |
|                                   | RLE.        | 0      | 107    | 0.0%                | 0                     | 0                     | 0                   | 0                     | 0       | 0               | 0                   | 0                     | 0                   | 0                        | 0                           | 0    |
|                                   | Oth.        | 0      | 107    | 0.0%                | 0                     | 0                     | 0                   | 0                     | 0       | 0               | 0                   | 0                     | 0                   | 0                        | 0                           | 0    |
| <b>0890 District Totals:</b>      |             |        |        |                     |                       |                       |                     |                       |         |                 |                     |                       |                     |                          |                             |      |
|                                   | Susp.       | 48     | 300    | 16.0%               | 0                     | 0                     | 2                   | 1                     | 0       | 0               | 0                   | 24                    | 14                  | 0                        | 1                           | 6    |



**COLORADO DEPARTMENT OF EDUCATION**

**SAFETY & DISCIPLINE INDICATORS  
2003-2004 SUSPENSIONS AND EXPULSIONS REPORT  
INCIDENT RATE AND REASONS BY SCHOOL TYPE**


| TYPE                            | STUDENTS    |        |               | DRUG<br>VIAOLATIONS | ALCOHOL<br>VIOLATIONS | TOBACCO<br>VIOLATIONS | ASSUALTS/<br>FIGHTS | DANGEROU<br>S WEAPONS | ROBBERY | OTHER<br>FELONY | DISOBEY/<br>DEFIANT | DETREMENT<br>BEHAVIOR | DESTROY<br>PROPERTY | REPEATED<br>INTERFERENCE | OTHER<br>CODE OF<br>CONDUCT |     |
|---------------------------------|-------------|--------|---------------|---------------------|-----------------------|-----------------------|---------------------|-----------------------|---------|-----------------|---------------------|-----------------------|---------------------|--------------------------|-----------------------------|-----|
|                                 | DISCIPLINED | STU CT | EOY<br>% RATE |                     |                       |                       |                     |                       |         |                 |                     |                       |                     |                          |                             |     |
| Expl.                           | 1           | 300    | 0.3%          | 0                   | 0                     | 0                     | 0                   | 0                     | 0       | 0               | 0                   | 0                     | 1                   | 0                        | 0                           |     |
| RLE.                            | 0           | 300    | 0.0%          | 0                   | 0                     | 0                     | 0                   | 0                     | 0       | 0               | 0                   | 0                     | 0                   | 0                        | 0                           |     |
| Oth.                            | 3           | 300    | 1.0%          | 0                   | 0                     | 0                     | 0                   | 0                     | 0       | 0               | 0                   | 0                     | 3                   | 0                        | 0                           |     |
| <b>DOLORIS Totals:</b>          |             |        |               |                     |                       |                       |                     |                       |         |                 |                     |                       |                     |                          |                             |     |
| Susp.                           | 48          | 300    | 16.0%         | 0                   | 0                     | 2                     | 1                   | 0                     | 0       | 0               | 24                  | 14                    | 0                   | 1                        | 6                           |     |
| Expl.                           | 1           | 300    | 0.3%          | 0                   | 0                     | 0                     | 0                   | 0                     | 0       | 0               | 0                   | 1                     | 0                   | 0                        | 0                           |     |
| RLE.                            | 0           | 300    | 0.0%          | 0                   | 0                     | 0                     | 0                   | 0                     | 0       | 0               | 0                   | 0                     | 0                   | 0                        | 0                           |     |
| Oth.                            | 3           | 300    | 1.0%          | 0                   | 0                     | 0                     | 0                   | 0                     | 0       | 0               | 0                   | 3                     | 0                   | 0                        | 0                           |     |
| <b>DOUGLAS</b>                  |             |        |               |                     |                       |                       |                     |                       |         |                 |                     |                       |                     |                          |                             |     |
| <b>0900 DOUGLAS COUNTY RE 1</b> |             |        |               |                     |                       |                       |                     |                       |         |                 |                     |                       |                     |                          |                             |     |
| Elementary                      | Susp.       | 217    | 25053         | 0.9%                | 0                     | 0                     | 0                   | 4                     | 10      | 0               | 0                   | 23                    | 150                 | 3                        | 5                           | 19  |
|                                 | Expl.       | 1      | 25053         | 0.0%                | 0                     | 0                     | 0                   | 0                     | 1       | 0               | 0                   | 0                     | 0                   | 0                        | 0                           | 0   |
|                                 | RLE.        | 0      | 25053         | 0.0%                | 0                     | 0                     | 0                   | 0                     | 0       | 0               | 0                   | 0                     | 0                   | 0                        | 0                           | 0   |
|                                 | Oth.        | 0      | 25053         | 0.0%                | 0                     | 0                     | 0                   | 0                     | 0       | 0               | 0                   | 0                     | 0                   | 0                        | 0                           | 0   |
| Jr./Middle                      | Susp.       | 545    | 6867          | 7.9%                | 19                    | 16                    | 10                  | 13                    | 4       | 0               | 0                   | 79                    | 375                 | 13                       | 10                          | 4   |
|                                 | Expl.       | 14     | 6867          | 0.2%                | 4                     | 3                     | 0                   | 0                     | 6       | 0               | 0                   | 0                     | 0                   | 0                        | 0                           | 0   |
|                                 | RLE.        | 4      | 6867          | 0.1%                | 0                     | 0                     | 0                   | 1                     | 0       | 0               | 0                   | 1                     | 2                   | 0                        | 0                           | 0   |
|                                 | Oth.        | 0      | 6867          | 0.0%                | 0                     | 0                     | 0                   | 0                     | 0       | 0               | 0                   | 0                     | 0                   | 0                        | 0                           | 0   |
| Senior                          | Susp.       | 1032   | 12391         | 8.3%                | 91                    | 51                    | 67                  | 12                    | 1       | 20              | 1                   | 312                   | 448                 | 10                       | 8                           | 10  |
|                                 | Expl.       | 77     | 12391         | 0.6%                | 27                    | 10                    | 0                   | 1                     | 24      | 2               | 0                   | 1                     | 4                   | 0                        | 0                           | 0   |
|                                 | RLE.        | 63     | 12391         | 0.5%                | 2                     | 0                     | 47                  | 3                     | 0       | 1               | 0                   | 3                     | 4                   | 1                        | 0                           | 1   |
|                                 | Oth.        | 5      | 12391         | 0.0%                | 0                     | 0                     | 0                   | 0                     | 3       | 0               | 0                   | 1                     | 0                   | 1                        | 0                           | 0   |
| <b>0900 District Totals:</b>    |             |        |               |                     |                       |                       |                     |                       |         |                 |                     |                       |                     |                          |                             |     |
|                                 | Susp.       | 1794   | 44311         | 4.0%                | 110                   | 67                    | 77                  | 29                    | 15      | 20              | 1                   | 414                   | 973                 | 26                       | 23                          | 33  |
|                                 | Expl.       | 92     | 44311         | 0.2%                | 31                    | 13                    | 0                   | 1                     | 31      | 2               | 0                   | 1                     | 4                   | 0                        | 0                           | 0   |
|                                 | RLE.        | 67     | 44311         | 0.2%                | 2                     | 0                     | 47                  | 4                     | 6       | 1               | 0                   | 4                     | 6                   | 1                        | 0                           | 1   |
|                                 | Oth.        | 5      | 44311         | 0.0%                | 0                     | 0                     | 0                   | 0                     | 3       | 0               | 0                   | 1                     | 0                   | 1                        | 0                           | 0   |
| <b>DOUGLAS Totals:</b>          |             |        |               |                     |                       |                       |                     |                       |         |                 |                     |                       |                     |                          |                             |     |
|                                 | Susp.       | 1794   | 44311         | 4.0%                | 110                   | 67                    | 77                  | 29                    | 15      | 20              | 1                   | 414                   | 973                 | 26                       | 23                          | 33  |
|                                 | Expl.       | 92     | 44311         | 0.2%                | 31                    | 13                    | 0                   | 1                     | 31      | 2               | 0                   | 1                     | 4                   | 0                        | 0                           | 0   |
|                                 | RLE.        | 67     | 44311         | 0.2%                | 2                     | 0                     | 47                  | 4                     | 6       | 1               | 0                   | 4                     | 6                   | 1                        | 0                           | 1   |
|                                 | Oth.        | 5      | 44311         | 0.0%                | 0                     | 0                     | 0                   | 0                     | 3       | 0               | 0                   | 1                     | 0                   | 1                        | 0                           | 0   |
| <b>EAGLE</b>                    |             |        |               |                     |                       |                       |                     |                       |         |                 |                     |                       |                     |                          |                             |     |
| <b>0910 EAGLE COUNTY RE 50</b>  |             |        |               |                     |                       |                       |                     |                       |         |                 |                     |                       |                     |                          |                             |     |
| Elementary                      | Susp.       | 31     | 2636          | 1.2%                | 0                     | 0                     | 0                   | 0                     | 1       | 0               | 0                   | 1                     | 4                   | 1                        | 0                           | 24  |
|                                 | Expl.       | 0      | 2636          | 0.0%                | 0                     | 0                     | 0                   | 0                     | 0       | 0               | 0                   | 0                     | 0                   | 0                        | 0                           | 0   |
|                                 | RLE.        | 1      | 2636          | 0.0%                | 0                     | 0                     | 0                   | 0                     | 0       | 0               | 0                   | 0                     | 0                   | 0                        | 0                           | 1   |
|                                 | Oth.        | 0      | 2636          | 0.0%                | 0                     | 0                     | 0                   | 0                     | 0       | 0               | 0                   | 0                     | 0                   | 0                        | 0                           | 0   |
| Jr./Middle                      | Susp.       | 153    | 1153          | 13.3%               | 7                     | 3                     | 4                   | 10                    | 1       | 4               | 0                   | 10                    | 1                   | 7                        | 14                          | 91  |
|                                 | Expl.       | 2      | 1153          | 0.2%                | 0                     | 1                     | 0                   | 1                     | 0       | 0               | 0                   | 0                     | 0                   | 0                        | 0                           | 0   |
|                                 | RLE.        | 19     | 1153          | 1.6%                | 5                     | 1                     | 0                   | 5                     | 0       | 0               | 0                   | 1                     | 0                   | 1                        | 0                           | 3   |
|                                 | Oth.        | 0      | 1153          | 0.0%                | 0                     | 0                     | 0                   | 0                     | 0       | 0               | 0                   | 0                     | 0                   | 0                        | 0                           | 0   |
| Senior                          | Susp.       | 531    | 1606          | 33.1%               | 11                    | 6                     | 20                  | 0                     | 2       | 2               | 0                   | 145                   | 4                   | 3                        | 22                          | 309 |



**COLORADO DEPARTMENT OF EDUCATION**

**SAFETY & DISCIPLINE INDICATORS  
2003-2004 SUSPENSIONS AND EXPULSIONS REPORT  
INCIDENT RATE AND REASONS BY SCHOOL TYPE**

| TYPE                         | STUDENTS    |        | % RATE | DRUG<br>VIAOLATIONS | ALCOHOL<br>VIOLATIONS | TOBACCO<br>VIOLATIONS | ASSUALTS/<br>FIGHTS | DANGEROU<br>S WEAPONS | ROBBERY | OTHER<br>FELONY | DISOBEY/<br>DEFIANT | DETREMENT<br>BEHAVIOR | DESTROY<br>PROPERTY | REPEATED<br>INTERFERENCE | OTHER<br>CODE OF<br>CONDUCT |
|------------------------------|-------------|--------|--------|---------------------|-----------------------|-----------------------|---------------------|-----------------------|---------|-----------------|---------------------|-----------------------|---------------------|--------------------------|-----------------------------|
|                              | DISCIPLINED | STU CT |        |                     |                       |                       |                     |                       |         |                 |                     |                       |                     |                          |                             |
| Expl.                        | 6           | 1606   | 0.4%   | 0                   | 0                     | 0                     | 1                   | 3                     | 0       | 0               | 1                   | 0                     | 0                   | 0                        | 1                           |
| RLE.                         | 62          | 1606   | 3.9%   | 6                   | 5                     | 4                     | 1                   | 4                     | 2       | 0               | 14                  | 1                     | 1                   | 0                        | 24                          |
| Oth.                         | 27          | 1606   | 1.7%   | 0                   | 0                     | 0                     | 0                   | 0                     | 0       | 0               | 0                   | 0                     | 0                   | 0                        | 0                           |
| <b>0910 District Totals:</b> |             |        |        |                     |                       |                       |                     |                       |         |                 |                     |                       |                     |                          |                             |
| Susp.                        | 715         | 5395   | 13.3%  | 18                  | 9                     | 24                    | 10                  | 4                     | 6       | 0               | 156                 | 9                     | 11                  | 36                       | 424                         |
| Expl.                        | 8           | 5395   | 0.1%   | 0                   | 1                     | 0                     | 2                   | 3                     | 0       | 0               | 1                   | 0                     | 0                   | 0                        | 1                           |
| RLE.                         | 82          | 5395   | 1.5%   | 11                  | 6                     | 4                     | 6                   | 4                     | 2       | 0               | 15                  | 1                     | 2                   | 0                        | 28                          |
| Oth.                         | 27          | 5395   | 0.5%   | 0                   | 0                     | 0                     | 0                   | 0                     | 0       | 0               | 0                   | 0                     | 0                   | 0                        | 0                           |
| <b>EAGLE Totals:</b>         |             |        |        |                     |                       |                       |                     |                       |         |                 |                     |                       |                     |                          |                             |
| Susp.                        | 715         | 5395   | 13.3%  | 18                  | 9                     | 24                    | 10                  | 4                     | 6       | 0               | 156                 | 9                     | 11                  | 36                       | 424                         |
| Expl.                        | 8           | 5395   | 0.1%   | 0                   | 1                     | 0                     | 2                   | 3                     | 0       | 0               | 1                   | 0                     | 0                   | 0                        | 1                           |
| RLE.                         | 82          | 5395   | 1.5%   | 11                  | 6                     | 4                     | 6                   | 4                     | 2       | 0               | 15                  | 1                     | 2                   | 0                        | 28                          |
| Oth.                         | 27          | 5395   | 0.5%   | 0                   | 0                     | 0                     | 0                   | 0                     | 0       | 0               | 0                   | 0                     | 0                   | 0                        | 0                           |
| <b>ELBERT</b>                |             |        |        |                     |                       |                       |                     |                       |         |                 |                     |                       |                     |                          |                             |
| <b>0920 ELIZABETH C-1</b>    |             |        |        |                     |                       |                       |                     |                       |         |                 |                     |                       |                     |                          |                             |
| Elementary                   | Susp.       | 247    | 1523   | 16.2%               | 0                     | 0                     | 0                   | 0                     | 0       | 0               | 28                  | 31                    | 1                   | 0                        | 187                         |
|                              | Expl.       | 0      | 1523   | 0.0%                | 0                     | 0                     | 0                   | 0                     | 0       | 0               | 0                   | 0                     | 0                   | 0                        | 0                           |
|                              | RLE.        | 0      | 1523   | 0.0%                | 0                     | 0                     | 0                   | 0                     | 0       | 0               | 0                   | 0                     | 0                   | 0                        | 0                           |
|                              | Oth.        | 0      | 1523   | 0.0%                | 0                     | 0                     | 0                   | 0                     | 0       | 0               | 0                   | 0                     | 0                   | 0                        | 0                           |
| Jr./Middle                   | Susp.       | 225    | 727    | 30.9%               | 0                     | 8                     | 6                   | 21                    | 5       | 5               | 44                  | 4                     | 5                   | 5                        | 0                           |
|                              | Expl.       | 2      | 727    | 0.3%                | 2                     | 0                     | 0                   | 0                     | 0       | 0               | 0                   | 0                     | 0                   | 0                        | 0                           |
|                              | RLE.        | 8      | 727    | 1.1%                | 2                     | 3                     | 0                   | 2                     | 0       | 0               | 1                   | 0                     | 0                   | 0                        | 0                           |
|                              | Oth.        | 0      | 727    | 0.0%                | 0                     | 0                     | 0                   | 0                     | 0       | 0               | 0                   | 0                     | 0                   | 0                        | 0                           |
| Senior                       | Susp.       | 304    | 1038   | 29.3%               | 4                     | 2                     | 10                  | 17                    | 3       | 4               | 165                 | 4                     | 6                   | 0                        | 1                           |
|                              | Expl.       | 0      | 1038   | 0.0%                | 0                     | 0                     | 0                   | 0                     | 0       | 0               | 0                   | 0                     | 0                   | 0                        | 0                           |
|                              | RLE.        | 2      | 1038   | 0.2%                | 2                     | 0                     | 0                   | 0                     | 0       | 0               | 0                   | 0                     | 0                   | 0                        | 0                           |
|                              | Oth.        | 218    | 1038   | 21.0%               | 2                     | 0                     | 2                   | 0                     | 0       | 0               | 119                 | 0                     | 0                   | 0                        | 8                           |
| <b>0920 District Totals:</b> |             |        |        |                     |                       |                       |                     |                       |         |                 |                     |                       |                     |                          |                             |
| Susp.                        | 776         | 3288   | 23.6%  | 4                   | 10                    | 16                    | 38                  | 8                     | 9       | 0               | 237                 | 39                    | 12                  | 5                        | 188                         |
| Expl.                        | 2           | 3288   | 0.1%   | 2                   | 0                     | 0                     | 0                   | 0                     | 0       | 0               | 0                   | 0                     | 0                   | 0                        | 0                           |
| RLE.                         | 10          | 3288   | 0.3%   | 4                   | 3                     | 0                     | 2                   | 0                     | 0       | 0               | 1                   | 0                     | 0                   | 0                        | 0                           |
| Oth.                         | 218         | 3288   | 6.6%   | 2                   | 0                     | 2                     | 0                   | 0                     | 0       | 0               | 119                 | 0                     | 0                   | 0                        | 8                           |
| <b>0930 KIOWA C-2</b>        |             |        |        |                     |                       |                       |                     |                       |         |                 |                     |                       |                     |                          |                             |
| Elementary                   | Susp.       | 11     | 201    | 5.5%                | 0                     | 0                     | 0                   | 5                     | 0       | 0               | 1                   | 5                     | 0                   | 0                        | 0                           |
|                              | Expl.       | 0      | 201    | 0.0%                | 0                     | 0                     | 0                   | 0                     | 0       | 0               | 0                   | 0                     | 0                   | 0                        | 0                           |
|                              | RLE.        | 0      | 201    | 0.0%                | 0                     | 0                     | 0                   | 0                     | 0       | 0               | 0                   | 0                     | 0                   | 0                        | 0                           |
|                              | Oth.        | 0      | 201    | 0.0%                | 0                     | 0                     | 0                   | 0                     | 0       | 0               | 0                   | 0                     | 0                   | 0                        | 0                           |
| Jr./Middle                   | Susp.       | 28     | 124    | 22.6%               | 0                     | 0                     | 0                   | 7                     | 0       | 0               | 14                  | 3                     | 0                   | 4                        | 0                           |
|                              | Expl.       | 0      | 124    | 0.0%                | 0                     | 0                     | 0                   | 0                     | 0       | 0               | 0                   | 0                     | 0                   | 0                        | 0                           |
|                              | RLE.        | 0      | 124    | 0.0%                | 0                     | 0                     | 0                   | 0                     | 0       | 0               | 0                   | 0                     | 0                   | 0                        | 0                           |
|                              | Oth.        | 0      | 124    | 0.0%                | 0                     | 0                     | 0                   | 0                     | 0       | 0               | 0                   | 0                     | 0                   | 0                        | 0                           |
| Senior                       | Susp.       | 29     | 166    | 17.5%               | 1                     | 0                     | 1                   | 3                     | 0       | 0               | 11                  | 5                     | 1                   | 5                        | 0                           |
|                              | Expl.       | 0      | 166    | 0.0%                | 0                     | 0                     | 0                   | 0                     | 0       | 0               | 0                   | 0                     | 0                   | 0                        | 0                           |
|                              | RLE.        | 6      | 166    | 3.6%                | 1                     | 0                     | 0                   | 0                     | 0       | 0               | 1                   | 4                     | 0                   | 0                        | 0                           |
|                              | Oth.        | 0      | 166    | 0.0%                | 0                     | 0                     | 0                   | 0                     | 0       | 0               | 0                   | 0                     | 0                   | 0                        | 0                           |






**COLORADO DEPARTMENT OF EDUCATION**

**SAFETY & DISCIPLINE INDICATORS  
2003-2004 SUSPENSIONS AND EXPULSIONS REPORT  
INCIDENT RATE AND REASONS BY SCHOOL TYPE**

|                       | TYPE       | STUDENTS<br>DISCIPLINED | EOY<br>STU CT | %<br>RATE | DRUG<br>VIAOLATIONS | ALCOHOL<br>VIOLATIONS | TOBACCO<br>VIOLATIONS | ASSUALTS/<br>FIGHTS | DANGEROU<br>S WEAPONS | ROBBERY | OTHER<br>FELONY | DISOBEY/<br>DEFIANT | DETREMEN<br>BEHAVIOR | DESTROY<br>PROPERTY | REPEATED<br>INTERFERANCE | OTHER<br>CODE OF<br>CONDUCT |
|-----------------------|------------|-------------------------|---------------|-----------|---------------------|-----------------------|-----------------------|---------------------|-----------------------|---------|-----------------|---------------------|----------------------|---------------------|--------------------------|-----------------------------|
| 0960 District Totals: |            |                         |               |           |                     |                       |                       |                     |                       |         |                 |                     |                      |                     |                          |                             |
|                       | Oth.       | 15                      | 65            | 23.1%     | 0                   | 0                     | 0                     | 0                   | 0                     | 0       | 0               | 3                   | 3                    | 0                   | 0                        | 9                           |
|                       | Susp.      | 17                      | 103           | 16.5%     | 0                   | 0                     | 1                     | 0                   | 0                     | 0       | 0               | 1                   | 1                    | 0                   | 0                        | 6                           |
|                       | Expl.      | 0                       | 103           | 0.0%      | 0                   | 0                     | 0                     | 0                   | 0                     | 0       | 0               | 0                   | 0                    | 0                   | 0                        | 0                           |
|                       | RLE.       | 0                       | 103           | 0.0%      | 0                   | 0                     | 0                     | 0                   | 0                     | 0       | 0               | 0                   | 0                    | 0                   | 0                        | 0                           |
|                       | Oth.       | 17                      | 103           | 16.5%     | 0                   | 0                     | 0                     | 0                   | 0                     | 0       | 0               | 3                   | 3                    | 0                   | 0                        | 11                          |
| ELBERT Totals:        |            |                         |               |           |                     |                       |                       |                     |                       |         |                 |                     |                      |                     |                          |                             |
|                       | Susp.      | 890                     | 4597          | 19.4%     | 9                   | 10                    | 20                    | 57                  | 9                     | 9       | 0               | 274                 | 58                   | 13                  | 14                       | 197                         |
|                       | Expl.      | 4                       | 4597          | 0.1%      | 4                   | 0                     | 0                     | 0                   | 0                     | 0       | 0               | 0                   | 0                    | 0                   | 0                        | 0                           |
|                       | RLE.       | 20                      | 4597          | 0.4%      | 9                   | 3                     | 0                     | 2                   | 0                     | 0       | 0               | 2                   | 4                    | 0                   | 0                        | 0                           |
|                       | Oth.       | 235                     | 4597          | 5.1%      | 2                   | 0                     | 2                     | 0                   | 0                     | 0       | 0               | 122                 | 3                    | 0                   | 0                        | 19                          |
| EL PASO               |            |                         |               |           |                     |                       |                       |                     |                       |         |                 |                     |                      |                     |                          |                             |
| 0970 CALHAN RJ-1      |            |                         |               |           |                     |                       |                       |                     |                       |         |                 |                     |                      |                     |                          |                             |
|                       | Elementary | Susp.                   | 8             | 343       | 2.3%                | 0                     | 0                     | 0                   | 7                     | 0       | 0               | 1                   | 0                    | 0                   | 0                        | 0                           |
|                       |            | Expl.                   | 0             | 343       | 0.0%                | 0                     | 0                     | 0                   | 0                     | 0       | 0               | 0                   | 0                    | 0                   | 0                        | 0                           |
|                       |            | RLE.                    | 0             | 343       | 0.0%                | 0                     | 0                     | 0                   | 0                     | 0       | 0               | 0                   | 0                    | 0                   | 0                        | 0                           |
|                       |            | Oth.                    | 0             | 343       | 0.0%                | 0                     | 0                     | 0                   | 0                     | 0       | 0               | 0                   | 0                    | 0                   | 0                        | 0                           |
|                       | Jr./Middle | Susp.                   | 12            | 153       | 7.8%                | 0                     | 0                     | 0                   | 4                     | 0       | 0               | 0                   | 7                    | 0                   | 0                        | 1                           |
|                       |            | Expl.                   | 0             | 153       | 0.0%                | 0                     | 0                     | 0                   | 0                     | 0       | 0               | 0                   | 0                    | 0                   | 0                        | 0                           |
|                       |            | RLE.                    | 1             | 153       | 0.7%                | 0                     | 0                     | 0                   | 0                     | 0       | 0               | 0                   | 1                    | 0                   | 0                        | 0                           |
|                       |            | Oth.                    | 0             | 153       | 0.0%                | 0                     | 0                     | 0                   | 0                     | 0       | 0               | 0                   | 0                    | 0                   | 0                        | 0                           |
|                       | Senior     | Susp.                   | 36            | 247       | 14.6%               | 0                     | 0                     | 1                   | 5                     | 0       | 0               | 18                  | 6                    | 0                   | 0                        | 6                           |
|                       |            | Expl.                   | 0             | 247       | 0.0%                | 0                     | 0                     | 0                   | 0                     | 0       | 0               | 0                   | 0                    | 0                   | 0                        | 0                           |
|                       |            | RLE.                    | 8             | 247       | 3.2%                | 0                     | 0                     | 0                   | 5                     | 0       | 0               | 0                   | 3                    | 0                   | 0                        | 0                           |
|                       |            | Oth.                    | 0             | 247       | 0.0%                | 0                     | 0                     | 0                   | 0                     | 0       | 0               | 0                   | 0                    | 0                   | 0                        | 0                           |
| 0970 District Totals: |            |                         |               |           |                     |                       |                       |                     |                       |         |                 |                     |                      |                     |                          |                             |
|                       | Susp.      | 56                      | 743           | 7.5%      | 0                   | 0                     | 1                     | 16                  | 0                     | 0       | 0               | 19                  | 13                   | 0                   | 0                        | 7                           |
|                       | Expl.      | 0                       | 743           | 0.0%      | 0                   | 0                     | 0                     | 0                   | 0                     | 0       | 0               | 0                   | 0                    | 0                   | 0                        | 0                           |
|                       | RLE.       | 9                       | 743           | 1.2%      | 0                   | 0                     | 0                     | 5                   | 0                     | 0       | 0               | 0                   | 4                    | 0                   | 0                        | 0                           |
|                       | Oth.       | 0                       | 743           | 0.0%      | 0                   | 0                     | 0                     | 0                   | 0                     | 0       | 0               | 0                   | 0                    | 0                   | 0                        | 0                           |
| 0980 HARRISON 2       |            |                         |               |           |                     |                       |                       |                     |                       |         |                 |                     |                      |                     |                          |                             |
|                       | Elementary | Susp.                   | 7             | 5708      | 0.1%                | 0                     | 0                     | 0                   | 1                     | 0       | 0               | 0                   | 4                    | 0                   | 0                        | 2                           |
|                       |            | Expl.                   | 1             | 5708      | 0.0%                | 0                     | 0                     | 0                   | 0                     | 0       | 0               | 0                   | 1                    | 0                   | 0                        | 0                           |
|                       |            | RLE.                    | 1             | 5708      | 0.0%                | 0                     | 0                     | 0                   | 0                     | 0       | 0               | 0                   | 0                    | 0                   | 0                        | 1                           |
|                       |            | Oth.                    | 0             | 5708      | 0.0%                | 0                     | 0                     | 0                   | 0                     | 0       | 0               | 0                   | 0                    | 0                   | 0                        | 0                           |
|                       | Jr./Middle | Susp.                   | 148           | 2533      | 5.8%                | 0                     | 0                     | 6                   | 12                    | 4       | 1               | 93                  | 8                    | 4                   | 0                        | 20                          |
|                       |            | Expl.                   | 28            | 2533      | 1.1%                | 2                     | 0                     | 0                   | 4                     | 9       | 0               | 0                   | 9                    | 0                   | 1                        | 3                           |
|                       |            | RLE.                    | 11            | 2533      | 0.4%                | 0                     | 0                     | 0                   | 4                     | 6       | 0               | 0                   | 0                    | 0                   | 0                        | 1                           |
|                       |            | Oth.                    | 0             | 2533      | 0.0%                | 0                     | 0                     | 0                   | 0                     | 0       | 0               | 0                   | 0                    | 0                   | 0                        | 0                           |
|                       | Senior     | Susp.                   | 136           | 4094      | 3.3%                | 20                    | 3                     | 17                  | 53                    | 0       | 2               | 27                  | 13                   | 1                   | 0                        | 0                           |
|                       |            | Expl.                   | 40            | 4094      | 1.0%                | 15                    | 1                     | 0                   | 3                     | 6       | 0               | 1                   | 6                    | 0                   | 0                        | 2                           |
|                       |            | RLE.                    | 102           | 4094      | 2.5%                | 26                    | 3                     | 0                   | 47                    | 6       | 2               | 1                   | 9                    | 8                   | 0                        | 0                           |
|                       |            | Oth.                    | 0             | 4094      | 0.0%                | 0                     | 0                     | 0                   | 0                     | 0       | 0               | 0                   | 0                    | 0                   | 0                        | 0                           |
| 0980 District Totals: |            |                         |               |           |                     |                       |                       |                     |                       |         |                 |                     |                      |                     |                          |                             |



**COLORADO DEPARTMENT OF EDUCATION**


**SAFETY & DISCIPLINE INDICATORS  
2003-2004 SUSPENSIONS AND EXPULSIONS REPORT  
INCIDENT RATE AND REASONS BY SCHOOL TYPE**

|                                 | STUDENTS<br>TYPE | DISCIPLINED | EOY<br>STU CT | % RATE | DRUG<br>VIAOLATIONS | ALCOHOL<br>VIOLATIONS | TOBACCO<br>VIOLATIONS | ASSUALTS/<br>FIGHTS | DANGEROU<br>S WEAPONS | ROBBERY | OTHER<br>FELONY | DISOBEY/<br>DEFIANT | DETREMENT<br>BEHAVIOR | DESTROY<br>PROPERTY | REPEATED<br>INTERFERANCE | OTHER<br>CODE OF<br>CONDUCT |
|---------------------------------|------------------|-------------|---------------|--------|---------------------|-----------------------|-----------------------|---------------------|-----------------------|---------|-----------------|---------------------|-----------------------|---------------------|--------------------------|-----------------------------|
|                                 | Susp.            | 291         | 12335         | 2.4%   | 20                  | 3                     | 23                    | 65                  | 5                     | 3       | 0               | 120                 | 25                    | 5                   | 0                        | 22                          |
|                                 | Expl.            | 69          | 12335         | 0.6%   | 17                  | 1                     | 0                     | 7                   | 15                    | 0       | 1               | 6                   | 16                    | 0                   | 1                        | 5                           |
|                                 | RLE.             | 114         | 12335         | 0.9%   | 26                  | 3                     | 0                     | 51                  | 15                    | 2       | 1               | 9                   | 8                     | 0                   | 0                        | 2                           |
|                                 | Oth.             | 0           | 12335         | 0.0%   | 0                   | 0                     | 0                     | 0                   | 0                     | 0       | 0               | 0                   | 0                     | 0                   | 0                        | 0                           |
| <b>0990 WIDEFIELD 3</b>         |                  |             |               |        |                     |                       |                       |                     |                       |         |                 |                     |                       |                     |                          |                             |
| Elementary                      | Susp.            | 169         | 4411          | 3.8%   | 0                   | 0                     | 0                     | 0                   | 6                     | 0       | 0               | 32                  | 45                    | 1                   | 3                        | 63                          |
|                                 | Expl.            | 1           | 4411          | 0.0%   | 0                   | 0                     | 0                     | 0                   | 1                     | 0       | 0               | 0                   | 0                     | 0                   | 0                        | 0                           |
|                                 | RLE.             | 6           | 4411          | 0.1%   | 0                   | 0                     | 0                     | 0                   | 1                     | 0       | 0               | 0                   | 2                     | 1                   | 0                        | 1                           |
|                                 | Oth.             | 0           | 4411          | 0.0%   | 0                   | 0                     | 0                     | 0                   | 0                     | 0       | 0               | 0                   | 0                     | 0                   | 0                        | 0                           |
| Jr./Middle                      | Susp.            | 202         | 1591          | 12.7%  | 2                   | 0                     | 1                     | 0                   | 0                     | 0       | 0               | 69                  | 23                    | 0                   | 9                        | 79                          |
|                                 | Expl.            | 7           | 1591          | 0.4%   | 1                   | 0                     | 0                     | 0                   | 2                     | 0       | 0               | 1                   | 0                     | 0                   | 0                        | 3                           |
|                                 | RLE.             | 9           | 1591          | 0.6%   | 3                   | 0                     | 0                     | 0                   | 2                     | 0       | 0               | 0                   | 1                     | 0                   | 0                        | 2                           |
|                                 | Oth.             | 0           | 1591          | 0.0%   | 0                   | 0                     | 0                     | 0                   | 0                     | 0       | 0               | 0                   | 0                     | 0                   | 0                        | 0                           |
| Senior                          | Susp.            | 532         | 3114          | 17.1%  | 28                  | 6                     | 0                     | 8                   | 20                    | 0       | 0               | 150                 | 23                    | 4                   | 14                       | 275                         |
|                                 | Expl.            | 7           | 3114          | 0.2%   | 1                   | 0                     | 0                     | 1                   | 2                     | 0       | 2               | 0                   | 1                     | 0                   | 0                        | 0                           |
|                                 | RLE.             | 109         | 3114          | 3.5%   | 20                  | 5                     | 0                     | 4                   | 15                    | 0       | 2               | 0                   | 1                     | 3                   | 0                        | 16                          |
|                                 | Oth.             | 0           | 3114          | 0.0%   | 0                   | 0                     | 0                     | 0                   | 0                     | 0       | 0               | 0                   | 0                     | 0                   | 0                        | 0                           |
| <b>0990 District Totals:</b>    |                  |             |               |        |                     |                       |                       |                     |                       |         |                 |                     |                       |                     |                          |                             |
|                                 | Susp.            | 903         | 9116          | 9.9%   | 30                  | 6                     | 1                     | 8                   | 26                    | 0       | 0               | 251                 | 91                    | 5                   | 26                       | 417                         |
|                                 | Expl.            | 15          | 9116          | 0.2%   | 2                   | 0                     | 0                     | 1                   | 5                     | 0       | 2               | 1                   | 1                     | 0                   | 0                        | 3                           |
|                                 | RLE.             | 124         | 9116          | 1.4%   | 23                  | 5                     | 0                     | 4                   | 16                    | 0       | 2               | 0                   | 4                     | 4                   | 0                        | 19                          |
|                                 | Oth.             | 0           | 9116          | 0.0%   | 0                   | 0                     | 0                     | 0                   | 0                     | 0       | 0               | 0                   | 0                     | 0                   | 0                        | 0                           |
| <b>1000 FOUNTAIN 8</b>          |                  |             |               |        |                     |                       |                       |                     |                       |         |                 |                     |                       |                     |                          |                             |
| Elementary                      | Susp.            | 123         | 3251          | 3.8%   | 0                   | 0                     | 2                     | 14                  | 1                     | 1       | 0               | 14                  | 78                    | 3                   | 2                        | 6                           |
|                                 | Expl.            | 0           | 3251          | 0.0%   | 0                   | 0                     | 0                     | 0                   | 0                     | 0       | 0               | 0                   | 0                     | 0                   | 0                        | 0                           |
|                                 | RLE.             | 0           | 3251          | 0.0%   | 0                   | 0                     | 0                     | 0                   | 0                     | 0       | 0               | 0                   | 0                     | 0                   | 0                        | 0                           |
|                                 | Oth.             | 14          | 3251          | 0.4%   | 0                   | 0                     | 0                     | 0                   | 0                     | 0       | 0               | 1                   | 1                     | 0                   | 3                        | 9                           |
| Jr./Middle                      | Susp.            | 370         | 1461          | 25.3%  | 11                  | 2                     | 0                     | 70                  | 9                     | 13      | 1               | 73                  | 121                   | 9                   | 20                       | 35                          |
|                                 | Expl.            | 4           | 1461          | 0.3%   | 3                   | 0                     | 0                     | 0                   | 0                     | 0       | 0               | 0                   | 1                     | 0                   | 0                        | 0                           |
|                                 | RLE.             | 0           | 1461          | 0.0%   | 0                   | 0                     | 0                     | 0                   | 0                     | 0       | 0               | 0                   | 0                     | 0                   | 0                        | 0                           |
|                                 | Oth.             | 0           | 1461          | 0.0%   | 0                   | 0                     | 0                     | 0                   | 0                     | 0       | 0               | 0                   | 0                     | 0                   | 0                        | 0                           |
| Senior                          | Susp.            | 280         | 1622          | 17.3%  | 14                  | 0                     | 16                    | 38                  | 3                     | 0       | 0               | 127                 | 62                    | 1                   | 0                        | 0                           |
|                                 | Expl.            | 24          | 1622          | 1.5%   | 11                  | 12                    | 0                     | 0                   | 1                     | 0       | 0               | 0                   | 0                     | 0                   | 0                        | 0                           |
|                                 | RLE.             | 19          | 1622          | 1.2%   | 0                   | 0                     | 0                     | 0                   | 0                     | 0       | 0               | 0                   | 0                     | 0                   | 0                        | 0                           |
|                                 | Oth.             | 0           | 1622          | 0.0%   | 0                   | 0                     | 0                     | 0                   | 0                     | 0       | 0               | 0                   | 0                     | 0                   | 0                        | 0                           |
| <b>1000 District Totals:</b>    |                  |             |               |        |                     |                       |                       |                     |                       |         |                 |                     |                       |                     |                          |                             |
|                                 | Susp.            | 773         | 6334          | 12.2%  | 25                  | 2                     | 18                    | 122                 | 13                    | 14      | 1               | 214                 | 261                   | 13                  | 22                       | 41                          |
|                                 | Expl.            | 28          | 6334          | 0.4%   | 14                  | 12                    | 0                     | 0                   | 1                     | 0       | 0               | 0                   | 1                     | 0                   | 0                        | 0                           |
|                                 | RLE.             | 19          | 6334          | 0.3%   | 0                   | 0                     | 0                     | 0                   | 0                     | 0       | 0               | 0                   | 0                     | 0                   | 0                        | 0                           |
|                                 | Oth.             | 14          | 6334          | 0.2%   | 0                   | 0                     | 0                     | 0                   | 0                     | 0       | 0               | 1                   | 1                     | 0                   | 3                        | 9                           |
| <b>1010 COLORADO SPRINGS 11</b> |                  |             |               |        |                     |                       |                       |                     |                       |         |                 |                     |                       |                     |                          |                             |
| Elementary                      | Susp.            | 664         | 14116         | 4.7%   | 0                   | 0                     | 9                     | 0                   | 3                     | 0       | 1               | 35                  | 26                    | 12                  | 0                        | 561                         |
|                                 | Expl.            | 6           | 14116         | 0.0%   | 0                   | 0                     | 0                     | 0                   | 0                     | 0       | 0               | 3                   | 3                     | 0                   | 0                        | 0                           |
|                                 | RLE.             | 0           | 14116         | 0.0%   | 0                   | 0                     | 0                     | 0                   | 0                     | 0       | 0               | 0                   | 0                     | 0                   | 0                        | 0                           |
|                                 | Oth.             | 86          | 14116         | 0.6%   | 2                   | 0                     | 4                     | 0                   | 2                     | 0       | 2               | 21                  | 20                    | 35                  | 0                        | 0                           |

**COLORADO DEPARTMENT OF EDUCATION**

**SAFETY & DISCIPLINE INDICATORS  
2003-2004 SUSPENSIONS AND EXPULSIONS REPORT  
INCIDENT RATE AND REASONS BY SCHOOL TYPE**

| TYPE                      | STUDENTS<br>DISCIPLINED | EOY<br>STU CT | % RATE | DRUG<br>VIAOLATIONS | ALCOHOL<br>VIOLATIONS | TOBACCO<br>VIOLATIONS | ASSUALTS/<br>FIGHTS | DANGEROU<br>S WEAPONS | ROBBERY | OTHER<br>FELONY | DISOBEY/<br>DEFIANT | DETREMENT<br>BEHAVIOR | DESTROY<br>PROPERTY | REPEATED<br>INTERFERANCE | OTHER              |      |
|---------------------------|-------------------------|---------------|--------|---------------------|-----------------------|-----------------------|---------------------|-----------------------|---------|-----------------|---------------------|-----------------------|---------------------|--------------------------|--------------------|------|
|                           |                         |               |        |                     |                       |                       |                     |                       |         |                 |                     |                       |                     |                          | CODE OF<br>CONDUCT |      |
| Jr./Middle                | Susp.                   | 2751          | 8256   | 33.3%               | 41                    | 13                    | 29                  | 0                     | 10      | 0               | 9                   | 107                   | 94                  | 36                       | 0                  | 2064 |
|                           | Expl.                   | 112           | 8256   | 1.4%                | 43                    | 0                     | 0                   | 0                     | 4       | 0               | 1                   | 33                    | 17                  | 1                        | 0                  | 13   |
|                           | RLE.                    | 16            | 8256   | 0.2%                | 3                     | 0                     | 0                   | 0                     | 2       | 0               | 0                   | 4                     | 0                   | 0                        | 0                  | 5    |
|                           | Oth.                    | 127           | 8256   | 1.5%                | 11                    | 0                     | 10                  | 0                     | 0       | 0               | 6                   | 35                    | 22                  | 42                       | 0                  | 0    |
| Senior                    | Susp.                   | 1512          | 12867  | 11.8%               | 109                   | 36                    | 39                  | 0                     | 5       | 0               | 4                   | 48                    | 41                  | 14                       | 0                  | 1166 |
|                           | Expl.                   | 166           | 12867  | 1.3%                | 107                   | 0                     | 0                   | 1                     | 2       | 0               | 1                   | 8                     | 12                  | 1                        | 0                  | 34   |
|                           | RLE.                    | 40            | 12867  | 0.3%                | 7                     | 1                     | 0                   | 0                     | 1       | 0               | 0                   | 3                     | 4                   | 0                        | 0                  | 23   |
|                           | Oth.                    | 409           | 12867  | 3.2%                | 70                    | 5                     | 211                 | 2                     | 3       | 0               | 1                   | 69                    | 27                  | 9                        | 0                  | 0    |
| 1010 District Totals:     |                         |               |        |                     |                       |                       |                     |                       |         |                 |                     |                       |                     |                          |                    |      |
|                           | Susp.                   | 4927          | 35239  | 14.0%               | 150                   | 49                    | 77                  | 0                     | 18      | 0               | 14                  | 190                   | 161                 | 62                       | 0                  | 3791 |
|                           | Expl.                   | 284           | 35239  | 0.8%                | 150                   | 0                     | 0                   | 1                     | 6       | 0               | 2                   | 44                    | 32                  | 2                        | 0                  | 47   |
|                           | RLE.                    | 56            | 35239  | 0.2%                | 10                    | 1                     | 0                   | 0                     | 5       | 0               | 0                   | 3                     | 8                   | 0                        | 0                  | 28   |
|                           | Oth.                    | 622           | 35239  | 1.8%                | 83                    | 5                     | 225                 | 2                     | 5       | 0               | 9                   | 125                   | 69                  | 86                       | 0                  | 0    |
| 1020 CHEYENNE MOUNTAIN 12 |                         |               |        |                     |                       |                       |                     |                       |         |                 |                     |                       |                     |                          |                    |      |
| Elementary                | Susp.                   | 102           | 2427   | 4.2%                | 0                     | 0                     | 0                   | 0                     | 0       | 0               | 0                   | 40                    | 39                  | 2                        | 2                  | 16   |
|                           | Expl.                   | 0             | 2427   | 0.0%                | 0                     | 0                     | 0                   | 0                     | 0       | 0               | 0                   | 0                     | 0                   | 0                        | 0                  | 0    |
|                           | RLE.                    | 1             | 2427   | 0.0%                | 0                     | 0                     | 0                   | 0                     | 0       | 0               | 0                   | 0                     | 1                   | 0                        | 0                  | 0    |
|                           | Oth.                    | 0             | 2427   | 0.0%                | 0                     | 0                     | 0                   | 0                     | 0       | 0               | 0                   | 0                     | 0                   | 0                        | 0                  | 0    |
| Jr./Middle                | Susp.                   | 60            | 713    | 8.4%                | 1                     | 0                     | 3                   | 0                     | 0       | 1               | 0                   | 20                    | 0                   | 0                        | 0                  | 32   |
|                           | Expl.                   | 5             | 713    | 0.7%                | 0                     | 0                     | 0                   | 0                     | 0       | 0               | 0                   | 0                     | 3                   | 0                        | 0                  | 0    |
|                           | RLE.                    | 4             | 713    | 0.6%                | 0                     | 0                     | 0                   | 0                     | 0       | 1               | 0                   | 0                     | 0                   | 0                        | 0                  | 0    |
|                           | Oth.                    | 0             | 713    | 0.0%                | 0                     | 0                     | 0                   | 0                     | 0       | 0               | 0                   | 0                     | 0                   | 0                        | 0                  | 0    |
| Senior                    | Susp.                   | 213           | 1516   | 14.1%               | 5                     | 16                    | 5                   | 0                     | 0       | 0               | 0                   | 36                    | 40                  | 1                        | 0                  | 17   |
|                           | Expl.                   | 0             | 1516   | 0.0%                | 0                     | 0                     | 0                   | 0                     | 0       | 0               | 0                   | 0                     | 0                   | 0                        | 0                  | 0    |
|                           | RLE.                    | 0             | 1516   | 0.0%                | 0                     | 0                     | 0                   | 0                     | 0       | 0               | 0                   | 0                     | 0                   | 0                        | 0                  | 0    |
|                           | Oth.                    | 0             | 1516   | 0.0%                | 0                     | 0                     | 0                   | 0                     | 0       | 0               | 0                   | 0                     | 0                   | 0                        | 0                  | 0    |
| 1020 District Totals:     |                         |               |        |                     |                       |                       |                     |                       |         |                 |                     |                       |                     |                          |                    |      |
|                           | Susp.                   | 375           | 4656   | 8.1%                | 6                     | 16                    | 8                   | 0                     | 0       | 1               | 0                   | 96                    | 79                  | 3                        | 2                  | 65   |
|                           | Expl.                   | 5             | 4656   | 0.1%                | 0                     | 0                     | 0                   | 0                     | 0       | 0               | 0                   | 0                     | 3                   | 0                        | 0                  | 0    |
|                           | RLE.                    | 5             | 4656   | 0.1%                | 0                     | 0                     | 0                   | 0                     | 0       | 1               | 0                   | 0                     | 1                   | 0                        | 0                  | 0    |
|                           | Oth.                    | 0             | 4656   | 0.0%                | 0                     | 0                     | 0                   | 0                     | 0       | 0               | 0                   | 0                     | 0                   | 0                        | 0                  | 0    |
| 1030 MANITOU SPRINGS 14   |                         |               |        |                     |                       |                       |                     |                       |         |                 |                     |                       |                     |                          |                    |      |
| Elementary                | Susp.                   | 19            | 530    | 3.6%                | 0                     | 0                     | 0                   | 6                     | 0       | 0               | 0                   | 11                    | 2                   | 0                        | 0                  | 0    |
|                           | Expl.                   | 0             | 530    | 0.0%                | 0                     | 0                     | 0                   | 0                     | 0       | 0               | 0                   | 0                     | 0                   | 0                        | 0                  | 0    |
|                           | RLE.                    | 0             | 530    | 0.0%                | 0                     | 0                     | 0                   | 0                     | 0       | 0               | 0                   | 0                     | 0                   | 0                        | 0                  | 0    |
|                           | Oth.                    | 0             | 530    | 0.0%                | 0                     | 0                     | 0                   | 0                     | 0       | 0               | 0                   | 0                     | 0                   | 0                        | 0                  | 0    |
| Jr./Middle                | Susp.                   | 142           | 341    | 41.6%               | 0                     | 1                     | 2                   | 13                    | 1       | 0               | 0                   | 124                   | 0                   | 0                        | 0                  | 0    |
|                           | Expl.                   | 0             | 341    | 0.0%                | 0                     | 0                     | 0                   | 0                     | 0       | 0               | 0                   | 0                     | 0                   | 0                        | 0                  | 0    |
|                           | RLE.                    | 2             | 341    | 0.6%                | 0                     | 1                     | 0                   | 0                     | 1       | 0               | 0                   | 0                     | 0                   | 0                        | 0                  | 0    |
|                           | Oth.                    | 0             | 341    | 0.0%                | 0                     | 0                     | 0                   | 0                     | 0       | 0               | 0                   | 0                     | 0                   | 0                        | 0                  | 0    |
| Senior                    | Susp.                   | 172           | 484    | 35.5%               | 9                     | 7                     | 0                   | 4                     | 0       | 0               | 0                   | 35                    | 1                   | 3                        | 0                  | 113  |
|                           | Expl.                   | 7             | 484    | 1.4%                | 6                     | 1                     | 0                   | 0                     | 0       | 0               | 0                   | 0                     | 0                   | 0                        | 0                  | 0    |
|                           | RLE.                    | 22            | 484    | 4.5%                | 14                    | 7                     | 0                   | 0                     | 0       | 0               | 0                   | 0                     | 0                   | 0                        | 0                  | 1    |
|                           | Oth.                    | 10            | 484    | 2.1%                | 0                     | 0                     | 10                  | 0                     | 0       | 0               | 0                   | 0                     | 0                   | 0                        | 0                  | 0    |
| 1030 District Totals:     |                         |               |        |                     |                       |                       |                     |                       |         |                 |                     |                       |                     |                          |                    |      |
|                           | Susp.                   | 333           | 1355   | 24.6%               | 9                     | 8                     | 2                   | 23                    | 1       | 0               | 0                   | 170                   | 3                   | 3                        | 0                  | 113  |






**COLORADO DEPARTMENT OF EDUCATION**

**SAFETY & DISCIPLINE INDICATORS  
2003-2004 SUSPENSIONS AND EXPULSIONS REPORT  
INCIDENT RATE AND REASONS BY SCHOOL TYPE**


| SCHOOL TYPE           | STUDENTS DISCIPLINED | EOY STU CT | % RATE | DRUG VIAOLATIONS | ALCOHOL VIOLATIONS | TOBACCO VIOLATIONS | ASSUALTS/ FIGHTS | DANGEROU S WEAPONS | ROBBERY | OTHER FELONY | DISOBEY/ DEFIANT | DETREMENT BEHAVIOR | DESTROY PROPERTY | REPEATED INTERFERANCE | OTHER CODE OF CONDUCT |
|-----------------------|----------------------|------------|--------|------------------|--------------------|--------------------|------------------|--------------------|---------|--------------|------------------|--------------------|------------------|-----------------------|-----------------------|
|                       |                      |            |        |                  |                    |                    |                  |                    |         |              |                  |                    |                  |                       |                       |
| 1040 ACADEMY 20       | Expl.                | 7          | 1355   | 0.5%             | 6                  | 1                  | 0                | 0                  | 0       | 0            | 0                | 0                  | 0                | 0                     | 0                     |
|                       | RLE.                 | 24         | 1355   | 1.8%             | 14                 | 8                  | 0                | 0                  | 0       | 0            | 0                | 0                  | 0                | 0                     | 1                     |
|                       | Oth.                 | 10         | 1355   | 0.7%             | 0                  | 0                  | 10               | 0                  | 0       | 0            | 0                | 0                  | 0                | 0                     | 0                     |
| Elementary            | Susp.                | 243        | 7381   | 3.3%             | 0                  | 0                  | 0                | 50                 | 8       | 0            | 0                | 2                  | 42               | 2                     | 135                   |
|                       | Expl.                | 0          | 7381   | 0.0%             | 0                  | 0                  | 0                | 0                  | 0       | 0            | 0                | 0                  | 0                | 0                     | 0                     |
|                       | RLE.                 | 1          | 7381   | 0.0%             | 0                  | 0                  | 0                | 0                  | 0       | 0            | 0                | 0                  | 0                | 0                     | 1                     |
|                       | Oth.                 | 0          | 7381   | 0.0%             | 0                  | 0                  | 0                | 0                  | 0       | 0            | 0                | 0                  | 0                | 0                     | 0                     |
| Jr./Middle            | Susp.                | 1069       | 4453   | 24.0%            | 2                  | 4                  | 11               | 62                 | 8       | 0            | 0                | 0                  | 79               | 6                     | 745                   |
|                       | Expl.                | 23         | 4453   | 0.5%             | 6                  | 0                  | 0                | 2                  | 4       | 0            | 0                | 0                  | 5                | 1                     | 3                     |
|                       | RLE.                 | 10         | 4453   | 0.2%             | 0                  | 1                  | 0                | 1                  | 2       | 0            | 0                | 0                  | 1                | 1                     | 0                     |
|                       | Oth.                 | 0          | 4453   | 0.0%             | 0                  | 0                  | 0                | 0                  | 0       | 0            | 0                | 0                  | 0                | 0                     | 0                     |
| Senior                | Susp.                | 869        | 8495   | 10.2%            | 18                 | 26                 | 50               | 39                 | 18      | 0            | 0                | 0                  | 59               | 12                    | 596                   |
|                       | Expl.                | 42         | 8495   | 0.5%             | 10                 | 0                  | 0                | 4                  | 6       | 0            | 2                | 0                  | 5                | 0                     | 5                     |
|                       | RLE.                 | 3          | 8495   | 0.0%             | 0                  | 0                  | 0                | 0                  | 0       | 0            | 0                | 0                  | 0                | 0                     | 1                     |
|                       | Oth.                 | 0          | 8495   | 0.0%             | 0                  | 0                  | 0                | 0                  | 0       | 0            | 0                | 0                  | 0                | 0                     | 0                     |
| 1040 District Totals: |                      |            |        |                  |                    |                    |                  |                    |         |              |                  |                    |                  |                       |                       |
| Susp.                 | 2181                 | 20329      | 10.7%  | 20               | 30                 | 61                 | 151              | 34                 | 0       | 0            | 2                | 180                | 20               | 1476                  |                       |
| Expl.                 | 65                   | 20329      | 0.3%   | 16               | 0                  | 0                  | 6                | 10                 | 0       | 2            | 0                | 10                 | 1                | 8                     |                       |
| RLE.                  | 14                   | 20329      | 0.1%   | 0                | 1                  | 0                  | 1                | 4                  | 0       | 0            | 0                | 1                  | 1                | 2                     |                       |
| Oth.                  | 0                    | 20329      | 0.0%   | 0                | 0                  | 0                  | 0                | 0                  | 0       | 0            | 0                | 0                  | 0                | 0                     |                       |
| 1050 ELLICOTT 22      |                      |            |        |                  |                    |                    |                  |                    |         |              |                  |                    |                  |                       |                       |
| Elementary            | Susp.                | 27         | 361    | 7.5%             | 0                  | 0                  | 0                | 0                  | 2       | 0            | 0                | 8                  | 0                | 0                     | 17                    |
|                       | Expl.                | 0          | 361    | 0.0%             | 0                  | 0                  | 0                | 0                  | 0       | 0            | 0                | 0                  | 0                | 0                     | 0                     |
|                       | RLE.                 | 0          | 361    | 0.0%             | 0                  | 0                  | 0                | 0                  | 0       | 0            | 0                | 0                  | 0                | 0                     | 0                     |
|                       | Oth.                 | 0          | 361    | 0.0%             | 0                  | 0                  | 0                | 0                  | 0       | 0            | 0                | 0                  | 0                | 0                     | 0                     |
| Jr./Middle            | Susp.                | 116        | 303    | 38.3%            | 0                  | 0                  | 0                | 8                  | 0       | 0            | 0                | 25                 | 0                | 0                     | 83                    |
|                       | Expl.                | 0          | 303    | 0.0%             | 0                  | 0                  | 0                | 0                  | 0       | 0            | 0                | 0                  | 0                | 0                     | 0                     |
|                       | RLE.                 | 5          | 303    | 1.7%             | 5                  | 0                  | 0                | 0                  | 0       | 0            | 0                | 0                  | 0                | 0                     | 0                     |
|                       | Oth.                 | 0          | 303    | 0.0%             | 0                  | 0                  | 0                | 0                  | 0       | 0            | 0                | 0                  | 0                | 0                     | 0                     |
| Senior                | Susp.                | 90         | 360    | 25.0%            | 0                  | 2                  | 2                | 13                 | 0       | 0            | 0                | 19                 | 2                | 0                     | 52                    |
|                       | Expl.                | 0          | 360    | 0.0%             | 0                  | 0                  | 0                | 0                  | 0       | 0            | 0                | 0                  | 0                | 0                     | 0                     |
|                       | RLE.                 | 1          | 360    | 0.3%             | 0                  | 0                  | 0                | 0                  | 0       | 0            | 0                | 0                  | 0                | 0                     | 1                     |
|                       | Oth.                 | 66         | 360    | 18.3%            | 0                  | 0                  | 0                | 0                  | 0       | 0            | 0                | 39                 | 2                | 0                     | 25                    |
| 1050 District Totals: |                      |            |        |                  |                    |                    |                  |                    |         |              |                  |                    |                  |                       |                       |
| Susp.                 | 233                  | 1024       | 22.8%  | 0                | 2                  | 2                  | 21               | 2                  | 0       | 0            | 52               | 2                  | 0                | 152                   |                       |
| Expl.                 | 0                    | 1024       | 0.0%   | 0                | 0                  | 0                  | 0                | 0                  | 0       | 0            | 0                | 0                  | 0                | 0                     |                       |
| RLE.                  | 6                    | 1024       | 0.6%   | 5                | 0                  | 0                  | 0                | 0                  | 0       | 0            | 0                | 0                  | 0                | 1                     |                       |
| Oth.                  | 66                   | 1024       | 6.4%   | 0                | 0                  | 0                  | 0                | 0                  | 0       | 0            | 39               | 2                  | 0                | 25                    |                       |
| 1060 PEYTON 23 JT     |                      |            |        |                  |                    |                    |                  |                    |         |              |                  |                    |                  |                       |                       |
| Elementary            | Susp.                | 6          | 287    | 2.1%             | 0                  | 0                  | 0                | 0                  | 0       | 0            | 0                | 2                  | 0                | 0                     | 4                     |
|                       | Expl.                | 1          | 287    | 0.3%             | 0                  | 0                  | 0                | 0                  | 0       | 0            | 0                | 0                  | 0                | 0                     | 1                     |
|                       | RLE.                 | 1          | 287    | 0.3%             | 0                  | 0                  | 0                | 0                  | 0       | 1            | 0                | 0                  | 0                | 0                     | 0                     |
|                       | Oth.                 | 12         | 287    | 4.2%             | 0                  | 0                  | 0                | 6                  | 0       | 0            | 0                | 0                  | 4                | 2                     | 0                     |
| Jr./Middle            | Susp.                | 12         | 185    | 6.5%             | 0                  | 0                  | 2                | 7                  | 1       | 0            | 0                | 2                  | 0                | 0                     | 0                     |
|                       | Expl.                | 1          | 185    | 0.5%             | 0                  | 0                  | 0                | 0                  | 1       | 0            | 0                | 0                  | 0                | 0                     | 0                     |



**COLORADO DEPARTMENT OF EDUCATION**

**SAFETY & DISCIPLINE INDICATORS  
2003-2004 SUSPENSIONS AND EXPULSIONS REPORT  
INCIDENT RATE AND REASONS BY SCHOOL TYPE**


|                       | TYPE  | STUDENTS<br>DISCIPLINED | EOY<br>STU CT | % RATE | DRUG<br>VIAOLATIONS | ALCOHOL<br>VIOLATIONS | TOBACCO<br>VIOLATIONS | ASSUALTS/<br>FIGHTS | DANGEROU<br>S WEAPONS | ROBBERY | OTHER<br>FELONY | DISOBEY/<br>DEFIANT | DETREMENT<br>BEHAVIOR | DESTROY<br>PROPERTY | REPEATED<br>INTERFERENCE | OTHER<br>CODE OF<br>CONDUCT |
|-----------------------|-------|-------------------------|---------------|--------|---------------------|-----------------------|-----------------------|---------------------|-----------------------|---------|-----------------|---------------------|-----------------------|---------------------|--------------------------|-----------------------------|
|                       | RLE.  | 2                       | 185           | 1.1%   | 0                   | 0                     | 0                     | 0                   | 2                     | 0       | 0               | 0                   | 0                     | 0                   | 0                        | 0                           |
|                       | Oth.  | 50                      | 185           | 27.0%  | 0                   | 0                     | 0                     | 0                   | 0                     | 0       | 0               | 6                   | 0                     | 0                   | 0                        | 44                          |
| Senior                | Susp. | 11                      | 272           | 4.0%   | 0                   | 0                     | 8                     | 2                   | 0                     | 0       | 0               | 0                   | 0                     | 0                   | 0                        | 0                           |
|                       | Expl. | 0                       | 272           | 0.0%   | 0                   | 0                     | 0                     | 0                   | 0                     | 0       | 0               | 0                   | 0                     | 0                   | 0                        | 0                           |
|                       | RLE.  | 1                       | 272           | 0.4%   | 1                   | 0                     | 0                     | 0                   | 0                     | 0       | 0               | 0                   | 0                     | 0                   | 0                        | 0                           |
|                       | Oth.  | 70                      | 272           | 25.7%  | 0                   | 0                     | 0                     | 0                   | 0                     | 0       | 0               | 12                  | 0                     | 0                   | 0                        | 58                          |
| 1060 District Totals: |       |                         |               |        |                     |                       |                       |                     |                       |         |                 |                     |                       |                     |                          |                             |
|                       | Susp. | 29                      | 744           | 3.9%   | 0                   | 0                     | 10                    | 9                   | 1                     | 0       | 0               | 4                   | 0                     | 0                   | 4                        | 0                           |
|                       | Expl. | 2                       | 744           | 0.3%   | 0                   | 0                     | 0                     | 0                   | 1                     | 0       | 0               | 0                   | 0                     | 0                   | 0                        | 1                           |
|                       | RLE.  | 4                       | 744           | 0.5%   | 1                   | 0                     | 0                     | 0                   | 1                     | 1       | 0               | 0                   | 0                     | 0                   | 0                        | 0                           |
|                       | Oth.  | 132                     | 744           | 17.7%  | 0                   | 0                     | 0                     | 6                   | 0                     | 0       | 0               | 18                  | 4                     | 2                   | 0                        | 102                         |
| 1070 HANOVER 28       |       |                         |               |        |                     |                       |                       |                     |                       |         |                 |                     |                       |                     |                          |                             |
| Elementary            | Susp. | 14                      | 157           | 8.9%   | 0                   | 1                     | 0                     | 4                   | 0                     | 0       | 0               | 6                   | 3                     | 0                   | 0                        | 0                           |
|                       | Expl. | 0                       | 157           | 0.0%   | 0                   | 0                     | 0                     | 0                   | 0                     | 0       | 0               | 0                   | 0                     | 0                   | 0                        | 0                           |
|                       | RLE.  | 0                       | 157           | 0.0%   | 0                   | 0                     | 0                     | 0                   | 0                     | 0       | 0               | 0                   | 0                     | 0                   | 0                        | 0                           |
|                       | Oth.  | 32                      | 157           | 20.4%  | 0                   | 0                     | 0                     | 2                   | 0                     | 0       | 0               | 3                   | 7                     | 0                   | 0                        | 20                          |
| Senior                | Susp. | 27                      | 204           | 13.2%  | 0                   | 0                     | 0                     | 3                   | 0                     | 0       | 0               | 13                  | 1                     | 0                   | 0                        | 10                          |
|                       | Expl. | 0                       | 204           | 0.0%   | 0                   | 0                     | 0                     | 0                   | 0                     | 0       | 0               | 0                   | 0                     | 0                   | 0                        | 0                           |
|                       | RLE.  | 0                       | 204           | 0.0%   | 0                   | 0                     | 0                     | 0                   | 0                     | 0       | 0               | 0                   | 0                     | 0                   | 0                        | 0                           |
|                       | Oth.  | 45                      | 204           | 22.1%  | 0                   | 0                     | 0                     | 0                   | 0                     | 0       | 0               | 23                  | 2                     | 0                   | 0                        | 20                          |
| 1070 District Totals: |       |                         |               |        |                     |                       |                       |                     |                       |         |                 |                     |                       |                     |                          |                             |
|                       | Susp. | 41                      | 361           | 11.4%  | 0                   | 1                     | 0                     | 7                   | 0                     | 0       | 0               | 19                  | 4                     | 0                   | 0                        | 10                          |
|                       | Expl. | 0                       | 361           | 0.0%   | 0                   | 0                     | 0                     | 0                   | 0                     | 0       | 0               | 0                   | 0                     | 0                   | 0                        | 0                           |
|                       | RLE.  | 0                       | 361           | 0.0%   | 0                   | 0                     | 0                     | 0                   | 0                     | 0       | 0               | 0                   | 0                     | 0                   | 0                        | 0                           |
|                       | Oth.  | 77                      | 361           | 21.3%  | 0                   | 0                     | 0                     | 2                   | 0                     | 0       | 0               | 26                  | 9                     | 0                   | 0                        | 40                          |
| 1080 LEWIS-PALMER 38  |       |                         |               |        |                     |                       |                       |                     |                       |         |                 |                     |                       |                     |                          |                             |
| Elementary            | Susp. | 94                      | 2496          | 3.8%   | 3                   | 0                     | 0                     | 16                  | 0                     | 0       | 0               | 38                  | 18                    | 2                   | 0                        | 3                           |
|                       | Expl. | 2                       | 2496          | 0.1%   | 0                   | 1                     | 0                     | 0                   | 1                     | 0       | 0               | 0                   | 0                     | 0                   | 0                        | 0                           |
|                       | RLE.  | 2                       | 2496          | 0.1%   | 0                   | 1                     | 0                     | 0                   | 0                     | 0       | 0               | 0                   | 1                     | 0                   | 0                        | 0                           |
|                       | Oth.  | 10                      | 2496          | 0.4%   | 0                   | 0                     | 0                     | 0                   | 0                     | 0       | 0               | 0                   | 0                     | 0                   | 0                        | 0                           |
| Jr./Middle            | Susp. | 54                      | 1333          | 4.1%   | 7                   | 0                     | 6                     | 19                  | 1                     | 0       | 0               | 13                  | 8                     | 0                   | 0                        | 0                           |
|                       | Expl. | 8                       | 1333          | 0.6%   | 7                   | 0                     | 0                     | 0                   | 0                     | 0       | 0               | 0                   | 0                     | 0                   | 1                        | 0                           |
|                       | RLE.  | 0                       | 1333          | 0.0%   | 0                   | 0                     | 0                     | 0                   | 0                     | 0       | 0               | 0                   | 0                     | 0                   | 0                        | 0                           |
|                       | Oth.  | 80                      | 1333          | 6.0%   | 0                   | 0                     | 0                     | 0                   | 0                     | 0       | 0               | 0                   | 0                     | 0                   | 0                        | 0                           |
| Senior                | Susp. | 282                     | 1789          | 15.8%  | 0                   | 0                     | 13                    | 25                  | 0                     | 0       | 0               | 48                  | 69                    | 3                   | 1                        | 123                         |
|                       | Expl. | 20                      | 1789          | 1.1%   | 10                  | 4                     | 0                     | 2                   | 0                     | 0       | 0               | 2                   | 2                     | 0                   | 0                        | 0                           |
|                       | RLE.  | 16                      | 1789          | 0.9%   | 10                  | 3                     | 0                     | 2                   | 0                     | 0       | 0               | 0                   | 1                     | 0                   | 0                        | 0                           |
|                       | Oth.  | 0                       | 1789          | 0.0%   | 0                   | 0                     | 0                     | 0                   | 0                     | 0       | 0               | 0                   | 0                     | 0                   | 0                        | 0                           |
| 1080 District Totals: |       |                         |               |        |                     |                       |                       |                     |                       |         |                 |                     |                       |                     |                          |                             |
|                       | Susp. | 430                     | 5618          | 7.7%   | 10                  | 0                     | 19                    | 60                  | 1                     | 0       | 0               | 99                  | 95                    | 5                   | 1                        | 126                         |
|                       | Expl. | 30                      | 5618          | 0.5%   | 17                  | 5                     | 0                     | 2                   | 1                     | 0       | 0               | 2                   | 2                     | 0                   | 1                        | 0                           |
|                       | RLE.  | 18                      | 5618          | 0.3%   | 10                  | 4                     | 0                     | 2                   | 0                     | 0       | 0               | 0                   | 2                     | 0                   | 0                        | 0                           |
|                       | Oth.  | 90                      | 5618          | 1.6%   | 0                   | 0                     | 0                     | 0                   | 0                     | 0       | 0               | 0                   | 0                     | 0                   | 0                        | 0                           |
| 1110 FALCON 49        |       |                         |               |        |                     |                       |                       |                     |                       |         |                 |                     |                       |                     |                          |                             |
| Elementary            | Susp. | 122                     | 4630          | 2.6%   | 0                   | 0                     | 0                     | 0                   | 0                     | 0       | 0               | 4                   | 3                     | 0                   | 0                        | 115                         |



**COLORADO DEPARTMENT OF EDUCATION**

**SAFETY & DISCIPLINE INDICATORS  
2003-2004 SUSPENSIONS AND EXPULSIONS REPORT  
INCIDENT RATE AND REASONS BY SCHOOL TYPE**

|                        | TYPE  | STUDENTS<br>DISCIPLINED | EOY<br>STU CT | % RATE | DRUG<br>VIAOLATIONS | ALCOHOL<br>VIOLATIONS | TOBACCO<br>VIOLATIONS | ASSUALTS/<br>FIGHTS | DANGEROU<br>S WEAPONS | ROBBERY | OTHER<br>FELONY | DISOBEY/<br>DEFIANT | DETREMENT<br>BEHAVIOR | DESTROY<br>PROPERTY | REPEATED<br>INTERFERANCE | OTHER<br>CODE OF<br>CONDUCT |
|------------------------|-------|-------------------------|---------------|--------|---------------------|-----------------------|-----------------------|---------------------|-----------------------|---------|-----------------|---------------------|-----------------------|---------------------|--------------------------|-----------------------------|
|                        | Expl. | 0                       | 4630          | 0.0%   | 0                   | 0                     | 0                     | 0                   | 0                     | 0       | 0               | 0                   | 0                     | 0                   | 0                        | 0                           |
|                        | RLE.  | 0                       | 4630          | 0.0%   | 0                   | 0                     | 0                     | 0                   | 0                     | 0       | 0               | 0                   | 0                     | 0                   | 0                        | 0                           |
|                        | Oth.  | 0                       | 4630          | 0.0%   | 0                   | 0                     | 0                     | 0                   | 0                     | 0       | 0               | 0                   | 0                     | 0                   | 0                        | 0                           |
| Jr./Middle             | Susp. | 1182                    | 2342          | 50.5%  | 14                  | 4                     | 2                     | 2                   | 0                     | 0       | 0               | 20                  | 52                    | 0                   | 0                        | 1080                        |
|                        | Expl. | 2                       | 2342          | 0.1%   | 2                   | 0                     | 0                     | 0                   | 0                     | 0       | 0               | 0                   | 0                     | 0                   | 0                        | 0                           |
|                        | RLE.  | 0                       | 2342          | 0.0%   | 0                   | 0                     | 0                     | 0                   | 0                     | 0       | 0               | 0                   | 0                     | 0                   | 0                        | 0                           |
|                        | Oth.  | 0                       | 2342          | 0.0%   | 0                   | 0                     | 0                     | 0                   | 0                     | 0       | 0               | 0                   | 0                     | 0                   | 0                        | 0                           |
| Senior                 | Susp. | 3036                    | 2638          | 115.1% | 27                  | 19                    | 61                    | 0                   | 4                     | 0       | 0               | 0                   | 16                    | 0                   | 0                        | 2902                        |
|                        | Expl. | 15                      | 2638          | 0.6%   | 2                   | 1                     | 0                     | 1                   | 2                     | 0       | 0               | 1                   | 1                     | 0                   | 0                        | 0                           |
|                        | RLE.  | 17                      | 2638          | 0.6%   | 4                   | 0                     | 0                     | 0                   | 1                     | 0       | 0               | 0                   | 2                     | 0                   | 0                        | 0                           |
|                        | Oth.  | 0                       | 2638          | 0.0%   | 0                   | 0                     | 0                     | 0                   | 0                     | 0       | 0               | 0                   | 0                     | 0                   | 0                        | 0                           |
| 1110 District Totals:  |       |                         |               |        |                     |                       |                       |                     |                       |         |                 |                     |                       |                     |                          |                             |
|                        | Susp. | 4340                    | 9610          | 45.2%  | 41                  | 23                    | 63                    | 2                   | 4                     | 0       | 0               | 24                  | 71                    | 0                   | 0                        | 4097                        |
|                        | Expl. | 17                      | 9610          | 0.2%   | 4                   | 1                     | 0                     | 1                   | 2                     | 0       | 0               | 1                   | 1                     | 0                   | 0                        | 0                           |
|                        | RLE.  | 17                      | 9610          | 0.2%   | 4                   | 0                     | 0                     | 0                   | 1                     | 0       | 0               | 0                   | 2                     | 0                   | 0                        | 0                           |
|                        | Oth.  | 0                       | 9610          | 0.0%   | 0                   | 0                     | 0                     | 0                   | 0                     | 0       | 0               | 0                   | 0                     | 0                   | 0                        | 0                           |
| 1120 EDISON 54 JT      |       |                         |               |        |                     |                       |                       |                     |                       |         |                 |                     |                       |                     |                          |                             |
| Elementary             | Susp. | 17                      | 41            | 41.5%  | 0                   | 0                     | 0                     | 0                   | 0                     | 0       | 0               | 3                   | 3                     | 0                   | 0                        | 9                           |
|                        | Expl. | 0                       | 41            | 0.0%   | 0                   | 0                     | 0                     | 0                   | 0                     | 0       | 0               | 0                   | 0                     | 0                   | 0                        | 0                           |
|                        | RLE.  | 0                       | 41            | 0.0%   | 0                   | 0                     | 0                     | 0                   | 0                     | 0       | 0               | 0                   | 0                     | 0                   | 0                        | 0                           |
|                        | Oth.  | 0                       | 41            | 0.0%   | 0                   | 0                     | 0                     | 0                   | 0                     | 0       | 0               | 0                   | 0                     | 0                   | 0                        | 0                           |
| Senior                 | Susp. | 24                      | 94            | 25.5%  | 0                   | 0                     | 0                     | 0                   | 0                     | 0       | 0               | 6                   | 5                     | 0                   | 0                        | 0                           |
|                        | Expl. | 0                       | 94            | 0.0%   | 0                   | 0                     | 0                     | 0                   | 0                     | 0       | 0               | 0                   | 0                     | 0                   | 0                        | 0                           |
|                        | RLE.  | 1                       | 94            | 1.1%   | 0                   | 0                     | 0                     | 0                   | 0                     | 1       | 0               | 0                   | 0                     | 0                   | 0                        | 0                           |
|                        | Oth.  | 0                       | 94            | 0.0%   | 0                   | 0                     | 0                     | 0                   | 0                     | 0       | 0               | 0                   | 0                     | 0                   | 0                        | 0                           |
| 1120 District Totals:  |       |                         |               |        |                     |                       |                       |                     |                       |         |                 |                     |                       |                     |                          |                             |
|                        | Susp. | 41                      | 135           | 30.4%  | 0                   | 0                     | 0                     | 0                   | 0                     | 0       | 0               | 9                   | 8                     | 0                   | 0                        | 9                           |
|                        | Expl. | 0                       | 135           | 0.0%   | 0                   | 0                     | 0                     | 0                   | 0                     | 0       | 0               | 0                   | 0                     | 0                   | 0                        | 0                           |
|                        | RLE.  | 1                       | 135           | 0.7%   | 0                   | 0                     | 0                     | 0                   | 0                     | 1       | 0               | 0                   | 0                     | 0                   | 0                        | 0                           |
|                        | Oth.  | 0                       | 135           | 0.0%   | 0                   | 0                     | 0                     | 0                   | 0                     | 0       | 0               | 0                   | 0                     | 0                   | 0                        | 0                           |
| 1130 MIAMI/YODER 60 JT |       |                         |               |        |                     |                       |                       |                     |                       |         |                 |                     |                       |                     |                          |                             |
| Elementary             | Susp. | 2                       | 157           | 1.3%   | 0                   | 0                     | 0                     | 1                   | 0                     | 0       | 0               | 0                   | 1                     | 0                   | 0                        | 0                           |
|                        | Expl. | 0                       | 157           | 0.0%   | 0                   | 0                     | 0                     | 0                   | 0                     | 0       | 0               | 0                   | 0                     | 0                   | 0                        | 0                           |
|                        | RLE.  | 0                       | 157           | 0.0%   | 0                   | 0                     | 0                     | 0                   | 0                     | 0       | 0               | 0                   | 0                     | 0                   | 0                        | 0                           |
|                        | Oth.  | 0                       | 157           | 0.0%   | 0                   | 0                     | 0                     | 0                   | 0                     | 0       | 0               | 0                   | 0                     | 0                   | 0                        | 0                           |
| Senior                 | Susp. | 15                      | 267           | 5.6%   | 0                   | 0                     | 0                     | 5                   | 0                     | 0       | 4               | 5                   | 1                     | 0                   | 0                        | 0                           |
|                        | Expl. | 0                       | 267           | 0.0%   | 0                   | 0                     | 0                     | 0                   | 0                     | 0       | 0               | 0                   | 0                     | 0                   | 0                        | 0                           |
|                        | RLE.  | 0                       | 267           | 0.0%   | 0                   | 0                     | 0                     | 0                   | 0                     | 0       | 0               | 0                   | 0                     | 0                   | 0                        | 0                           |
|                        | Oth.  | 0                       | 267           | 0.0%   | 0                   | 0                     | 0                     | 0                   | 0                     | 0       | 0               | 0                   | 0                     | 0                   | 0                        | 0                           |
| 1130 District Totals:  |       |                         |               |        |                     |                       |                       |                     |                       |         |                 |                     |                       |                     |                          |                             |
|                        | Susp. | 17                      | 424           | 4.0%   | 0                   | 0                     | 0                     | 6                   | 0                     | 0       | 4               | 6                   | 1                     | 0                   | 0                        | 0                           |
|                        | Expl. | 0                       | 424           | 0.0%   | 0                   | 0                     | 0                     | 0                   | 0                     | 0       | 0               | 0                   | 0                     | 0                   | 0                        | 0                           |
|                        | RLE.  | 0                       | 424           | 0.0%   | 0                   | 0                     | 0                     | 0                   | 0                     | 0       | 0               | 0                   | 0                     | 0                   | 0                        | 0                           |
|                        | Oth.  | 0                       | 424           | 0.0%   | 0                   | 0                     | 0                     | 0                   | 0                     | 0       | 0               | 0                   | 0                     | 0                   | 0                        | 0                           |
| EL PASO Totals:        |       |                         |               |        |                     |                       |                       |                     |                       |         |                 |                     |                       |                     |                          |                             |






**COLORADO DEPARTMENT OF EDUCATION**

**SAFETY & DISCIPLINE INDICATORS  
2003-2004 SUSPENSIONS AND EXPULSIONS REPORT  
INCIDENT RATE AND REASONS BY SCHOOL TYPE**


|                        | TYPE  | STUDENTS<br>DISCIPLINED | EOY<br>STU CT | %<br>RATE | DRUG<br>VIAOLATIONS | ALCOHOL<br>VIOLATIONS | TOBACCO<br>VIOLATIONS | ASSUALTS/<br>FIGHTS | DANGEROU<br>S WEAPONS | ROBBERY | OTHER<br>FELONY | DISOBEY/<br>DEFIANT | DETREMENT<br>BEHAVIOR | DESTROY<br>PROPERTY | REPEATED<br>INTERFERENCE | OTHER<br>CODE OF<br>CONDUCT |
|------------------------|-------|-------------------------|---------------|-----------|---------------------|-----------------------|-----------------------|---------------------|-----------------------|---------|-----------------|---------------------|-----------------------|---------------------|--------------------------|-----------------------------|
|                        | Oth.  | 0                       | 136           | 0.0%      | 0                   | 0                     | 0                     | 0                   | 0                     | 0       | 0               | 0                   | 0                     | 0                   | 0                        | 0                           |
| Senior                 | Susp. | 22                      | 247           | 8.9%      | 1                   | 0                     | 2                     | 5                   | 0                     | 1       | 0               | 4                   | 4                     | 0                   | 0                        | 5                           |
|                        | Expl. | 0                       | 247           | 0.0%      | 0                   | 0                     | 0                     | 0                   | 0                     | 0       | 0               | 0                   | 0                     | 0                   | 0                        | 0                           |
|                        | RLE.  | 1                       | 247           | 0.4%      | 0                   | 1                     | 0                     | 0                   | 0                     | 0       | 0               | 0                   | 0                     | 0                   | 0                        | 0                           |
|                        | Oth.  | 5                       | 247           | 2.0%      | 0                   | 0                     | 0                     | 3                   | 0                     | 0       | 0               | 0                   | 0                     | 2                   | 0                        | 0                           |
| 1160 District Totals:  |       |                         |               |           |                     |                       |                       |                     |                       |         |                 |                     |                       |                     |                          |                             |
|                        | Susp. | 71                      | 383           | 18.5%     | 1                   | 0                     | 3                     | 17                  | 0                     | 7       | 0               | 16                  | 11                    | 8                   | 0                        | 8                           |
|                        | Expl. | 0                       | 383           | 0.0%      | 0                   | 0                     | 0                     | 0                   | 0                     | 0       | 0               | 0                   | 0                     | 0                   | 0                        | 0                           |
|                        | RLE.  | 1                       | 383           | 0.3%      | 0                   | 1                     | 0                     | 0                   | 0                     | 0       | 0               | 0                   | 0                     | 0                   | 0                        | 0                           |
|                        | Oth.  | 5                       | 383           | 1.3%      | 0                   | 0                     | 0                     | 3                   | 0                     | 0       | 0               | 0                   | 0                     | 2                   | 0                        | 0                           |
| FREMONT Totals:        |       |                         |               |           |                     |                       |                       |                     |                       |         |                 |                     |                       |                     |                          |                             |
|                        | Susp. | 651                     | 6925          | 9.4%      | 10                  | 13                    | 14                    | 22                  | 4                     | 7       | 0               | 59                  | 52                    | 10                  | 23                       | 437                         |
|                        | Expl. | 3                       | 6925          | 0.0%      | 0                   | 0                     | 0                     | 1                   | 2                     | 0       | 0               | 0                   | 0                     | 0                   | 0                        | 0                           |
|                        | RLE.  | 35                      | 6925          | 0.5%      | 3                   | 9                     | 0                     | 2                   | 1                     | 0       | 0               | 0                   | 2                     | 0                   | 0                        | 17                          |
|                        | Oth.  | 874                     | 6925          | 12.6%     | 0                   | 0                     | 0                     | 3                   | 0                     | 0       | 0               | 0                   | 0                     | 2                   | 0                        | 869                         |
| GARFIELD               |       |                         |               |           |                     |                       |                       |                     |                       |         |                 |                     |                       |                     |                          |                             |
| 1180 ROARING FORK RE-1 |       |                         |               |           |                     |                       |                       |                     |                       |         |                 |                     |                       |                     |                          |                             |
| Elementary             | Susp. | 78                      | 2260          | 3.5%      | 0                   | 0                     | 0                     | 19                  | 1                     | 0       | 0               | 20                  | 6                     | 2                   | 0                        | 2                           |
|                        | Expl. | 0                       | 2260          | 0.0%      | 0                   | 0                     | 0                     | 0                   | 0                     | 0       | 0               | 0                   | 0                     | 0                   | 0                        | 0                           |
|                        | RLE.  | 0                       | 2260          | 0.0%      | 0                   | 0                     | 0                     | 0                   | 0                     | 0       | 0               | 0                   | 0                     | 0                   | 0                        | 0                           |
|                        | Oth.  | 0                       | 2260          | 0.0%      | 0                   | 0                     | 0                     | 0                   | 0                     | 0       | 0               | 0                   | 0                     | 0                   | 0                        | 0                           |
| Jr./Middle             | Susp. | 326                     | 1248          | 26.1%     | 0                   | 0                     | 2                     | 64                  | 0                     | 2       | 0               | 100                 | 84                    | 5                   | 13                       | 45                          |
|                        | Expl. | 11                      | 1248          | 0.9%      | 1                   | 0                     | 0                     | 2                   | 4                     | 3       | 0               | 1                   | 0                     | 0                   | 0                        | 0                           |
|                        | RLE.  | 10                      | 1248          | 0.8%      | 1                   | 0                     | 0                     | 4                   | 1                     | 0       | 0               | 0                   | 0                     | 0                   | 0                        | 1                           |
|                        | Oth.  | 0                       | 1248          | 0.0%      | 0                   | 0                     | 0                     | 0                   | 0                     | 0       | 0               | 0                   | 0                     | 0                   | 0                        | 0                           |
| Senior                 | Susp. | 91                      | 1674          | 5.4%      | 7                   | 9                     | 4                     | 7                   | 0                     | 0       | 0               | 36                  | 13                    | 0                   | 4                        | 9                           |
|                        | Expl. | 10                      | 1674          | 0.6%      | 0                   | 0                     | 0                     | 0                   | 5                     | 0       | 0               | 0                   | 2                     | 3                   | 0                        | 0                           |
|                        | RLE.  | 10                      | 1674          | 0.6%      | 1                   | 0                     | 0                     | 3                   | 4                     | 0       | 0               | 0                   | 1                     | 0                   | 0                        | 1                           |
|                        | Oth.  | 0                       | 1674          | 0.0%      | 0                   | 0                     | 0                     | 0                   | 0                     | 0       | 0               | 0                   | 0                     | 0                   | 0                        | 0                           |
| 1180 District Totals:  |       |                         |               |           |                     |                       |                       |                     |                       |         |                 |                     |                       |                     |                          |                             |
|                        | Susp. | 495                     | 5182          | 9.6%      | 7                   | 9                     | 6                     | 90                  | 1                     | 2       | 0               | 156                 | 103                   | 7                   | 17                       | 56                          |
|                        | Expl. | 21                      | 5182          | 0.4%      | 1                   | 0                     | 0                     | 2                   | 9                     | 3       | 0               | 1                   | 2                     | 3                   | 0                        | 0                           |
|                        | RLE.  | 20                      | 5182          | 0.4%      | 2                   | 0                     | 0                     | 7                   | 8                     | 0       | 0               | 0                   | 1                     | 0                   | 0                        | 2                           |
|                        | Oth.  | 0                       | 5182          | 0.0%      | 0                   | 0                     | 0                     | 0                   | 0                     | 0       | 0               | 0                   | 0                     | 0                   | 0                        | 0                           |
| 1195 GARFIELD RE-2     |       |                         |               |           |                     |                       |                       |                     |                       |         |                 |                     |                       |                     |                          |                             |
| Elementary             | Susp. | 48                      | 1783          | 2.7%      | 0                   | 0                     | 0                     | 16                  | 0                     | 0       | 0               | 12                  | 5                     | 0                   | 2                        | 11                          |
|                        | Expl. | 0                       | 1783          | 0.0%      | 0                   | 0                     | 0                     | 0                   | 0                     | 0       | 0               | 0                   | 0                     | 0                   | 0                        | 0                           |
|                        | RLE.  | 0                       | 1783          | 0.0%      | 0                   | 0                     | 0                     | 0                   | 0                     | 0       | 0               | 0                   | 0                     | 0                   | 0                        | 0                           |
|                        | Oth.  | 8                       | 1783          | 0.4%      | 0                   | 0                     | 0                     | 0                   | 0                     | 0       | 0               | 8                   | 0                     | 0                   | 0                        | 0                           |
| Jr./Middle             | Susp. | 288                     | 1226          | 23.5%     | 1                   | 3                     | 3                     | 38                  | 4                     | 4       | 0               | 30                  | 3                     | 0                   | 0                        | 17                          |
|                        | Expl. | 2                       | 1226          | 0.2%      | 1                   | 0                     | 0                     | 0                   | 0                     | 0       | 0               | 0                   | 0                     | 0                   | 1                        | 0                           |
|                        | RLE.  | 9                       | 1226          | 0.7%      | 4                   | 3                     | 0                     | 2                   | 0                     | 0       | 0               | 0                   | 0                     | 0                   | 0                        | 0                           |
|                        | Oth.  | 0                       | 1226          | 0.0%      | 0                   | 0                     | 0                     | 0                   | 0                     | 0       | 0               | 0                   | 0                     | 0                   | 0                        | 0                           |
| Senior                 | Susp. | 68                      | 1058          | 6.4%      | 7                   | 2                     | 1                     | 24                  | 1                     | 0       | 0               | 3                   | 0                     | 0                   | 0                        | 30                          |



**COLORADO DEPARTMENT OF EDUCATION**

**SAFETY & DISCIPLINE INDICATORS  
2003-2004 SUSPENSIONS AND EXPULSIONS REPORT  
INCIDENT RATE AND REASONS BY SCHOOL TYPE**


| TYPE                           | STUDENTS    |               | % RATE | DRUG<br>VIAOLATIONS | ALCOHOL<br>VIOLATIONS | TOBACCO<br>VIOLATIONS | ASSUALTS/<br>FIGHTS | DANGEROU<br>S WEAPONS | ROBBERY | OTHER<br>FELONY | DISOBEY/<br>DEFIANT | DETREMENT<br>BEHAVIOR | DESTROY<br>PROPERTY | REPEATED<br>INTERFERENCE | OTHER<br>CODE OF<br>CONDUCT |  |
|--------------------------------|-------------|---------------|--------|---------------------|-----------------------|-----------------------|---------------------|-----------------------|---------|-----------------|---------------------|-----------------------|---------------------|--------------------------|-----------------------------|--|
|                                | DISCIPLINED | EOY<br>STU CT |        |                     |                       |                       |                     |                       |         |                 |                     |                       |                     |                          |                             |  |
| Expl.                          | 7           | 1058          | 0.7%   | 1                   | 1                     | 0                     | 2                   | 1                     | 0       | 0               | 0                   | 1                     | 0                   | 0                        | 1                           |  |
| RLE.                           | 42          | 1058          | 4.0%   | 8                   | 3                     | 0                     | 29                  | 2                     | 0       | 0               | 0                   | 0                     | 0                   | 0                        | 0                           |  |
| Oth.                           | 362         | 1058          | 34.2%  | 0                   | 0                     | 42                    | 0                   | 0                     | 0       | 0               | 23                  | 0                     | 13                  | 0                        | 284                         |  |
| <b>1195 District Totals:</b>   |             |               |        |                     |                       |                       |                     |                       |         |                 |                     |                       |                     |                          |                             |  |
| Susp.                          | 404         | 4067          | 9.9%   | 8                   | 5                     | 4                     | 78                  | 5                     | 4       | 0               | 45                  | 8                     | 0                   | 2                        | 58                          |  |
| Expl.                          | 9           | 4067          | 0.2%   | 2                   | 1                     | 0                     | 2                   | 1                     | 0       | 0               | 0                   | 1                     | 0                   | 1                        | 1                           |  |
| RLE.                           | 51          | 4067          | 1.3%   | 12                  | 6                     | 0                     | 31                  | 2                     | 0       | 0               | 0                   | 0                     | 0                   | 0                        | 0                           |  |
| Oth.                           | 370         | 4067          | 9.1%   | 0                   | 0                     | 42                    | 0                   | 0                     | 0       | 0               | 31                  | 0                     | 13                  | 0                        | 284                         |  |
| <b>1220 GARFIELD 16</b>        |             |               |        |                     |                       |                       |                     |                       |         |                 |                     |                       |                     |                          |                             |  |
| <b>Elementary</b>              |             |               |        |                     |                       |                       |                     |                       |         |                 |                     |                       |                     |                          |                             |  |
| Susp.                          | 116         | 604           | 19.2%  | 0                   | 0                     | 1                     | 0                   | 0                     | 0       | 0               | 4                   | 6                     | 2                   | 13                       | 73                          |  |
| Expl.                          | 0           | 604           | 0.0%   | 0                   | 0                     | 0                     | 0                   | 0                     | 0       | 0               | 0                   | 0                     | 0                   | 0                        | 0                           |  |
| RLE.                           | 0           | 604           | 0.0%   | 0                   | 0                     | 0                     | 0                   | 0                     | 0       | 0               | 0                   | 0                     | 0                   | 0                        | 0                           |  |
| Oth.                           | 0           | 604           | 0.0%   | 0                   | 0                     | 0                     | 0                   | 0                     | 0       | 0               | 0                   | 0                     | 0                   | 0                        | 0                           |  |
| <b>Jr./Middle</b>              |             |               |        |                     |                       |                       |                     |                       |         |                 |                     |                       |                     |                          |                             |  |
| Susp.                          | 46          | 208           | 22.1%  | 0                   | 0                     | 0                     | 0                   | 0                     | 0       | 0               | 5                   | 10                    | 1                   | 0                        | 18                          |  |
| Expl.                          | 3           | 208           | 1.4%   | 0                   | 0                     | 0                     | 0                   | 0                     | 0       | 0               | 1                   | 2                     | 0                   | 0                        | 0                           |  |
| RLE.                           | 0           | 208           | 0.0%   | 0                   | 0                     | 0                     | 0                   | 0                     | 0       | 0               | 0                   | 0                     | 0                   | 0                        | 0                           |  |
| Oth.                           | 0           | 208           | 0.0%   | 0                   | 0                     | 0                     | 0                   | 0                     | 0       | 0               | 0                   | 0                     | 0                   | 0                        | 0                           |  |
| <b>Senior</b>                  |             |               |        |                     |                       |                       |                     |                       |         |                 |                     |                       |                     |                          |                             |  |
| Susp.                          | 23          | 257           | 8.9%   | 0                   | 0                     | 1                     | 0                   | 0                     | 0       | 0               | 14                  | 2                     | 0                   | 0                        | 6                           |  |
| Expl.                          | 0           | 257           | 0.0%   | 0                   | 0                     | 0                     | 0                   | 0                     | 0       | 0               | 0                   | 0                     | 0                   | 0                        | 0                           |  |
| RLE.                           | 2           | 257           | 0.8%   | 0                   | 0                     | 0                     | 0                   | 0                     | 0       | 0               | 0                   | 2                     | 0                   | 0                        | 0                           |  |
| Oth.                           | 0           | 257           | 0.0%   | 0                   | 0                     | 0                     | 0                   | 0                     | 0       | 0               | 0                   | 0                     | 0                   | 0                        | 0                           |  |
| <b>1220 District Totals:</b>   |             |               |        |                     |                       |                       |                     |                       |         |                 |                     |                       |                     |                          |                             |  |
| Susp.                          | 185         | 1069          | 17.3%  | 0                   | 0                     | 2                     | 0                   | 0                     | 0       | 0               | 23                  | 18                    | 3                   | 13                       | 97                          |  |
| Expl.                          | 3           | 1069          | 0.3%   | 0                   | 0                     | 0                     | 0                   | 0                     | 0       | 0               | 1                   | 2                     | 0                   | 0                        | 0                           |  |
| RLE.                           | 2           | 1069          | 0.2%   | 0                   | 0                     | 0                     | 0                   | 0                     | 0       | 0               | 0                   | 2                     | 0                   | 0                        | 0                           |  |
| Oth.                           | 0           | 1069          | 0.0%   | 0                   | 0                     | 0                     | 0                   | 0                     | 0       | 0               | 0                   | 0                     | 0                   | 0                        | 0                           |  |
| <b>GARFIELD Totals:</b>        |             |               |        |                     |                       |                       |                     |                       |         |                 |                     |                       |                     |                          |                             |  |
| Susp.                          | 1084        | 10318         | 10.5%  | 15                  | 14                    | 12                    | 168                 | 6                     | 6       | 0               | 224                 | 129                   | 10                  | 32                       | 211                         |  |
| Expl.                          | 33          | 10318         | 0.3%   | 3                   | 1                     | 0                     | 4                   | 10                    | 3       | 0               | 2                   | 5                     | 3                   | 1                        | 1                           |  |
| RLE.                           | 73          | 10318         | 0.7%   | 14                  | 6                     | 0                     | 38                  | 7                     | 0       | 0               | 0                   | 3                     | 0                   | 0                        | 2                           |  |
| Oth.                           | 370         | 10318         | 3.6%   | 0                   | 0                     | 42                    | 0                   | 0                     | 0       | 0               | 31                  | 0                     | 13                  | 0                        | 284                         |  |
| <b>GILPIN</b>                  |             |               |        |                     |                       |                       |                     |                       |         |                 |                     |                       |                     |                          |                             |  |
| <b>1330 GILPIN COUNTY RE-1</b> |             |               |        |                     |                       |                       |                     |                       |         |                 |                     |                       |                     |                          |                             |  |
| <b>Elementary</b>              |             |               |        |                     |                       |                       |                     |                       |         |                 |                     |                       |                     |                          |                             |  |
| Susp.                          | 14          | 204           | 6.9%   | 0                   | 0                     | 0                     | 0                   | 0                     | 0       | 0               | 1                   | 12                    | 0                   | 0                        | 1                           |  |
| Expl.                          | 0           | 204           | 0.0%   | 0                   | 0                     | 0                     | 0                   | 0                     | 0       | 0               | 0                   | 0                     | 0                   | 0                        | 0                           |  |
| RLE.                           | 0           | 204           | 0.0%   | 0                   | 0                     | 0                     | 0                   | 0                     | 0       | 0               | 0                   | 0                     | 0                   | 0                        | 0                           |  |
| Oth.                           | 0           | 204           | 0.0%   | 0                   | 0                     | 0                     | 0                   | 0                     | 0       | 0               | 0                   | 0                     | 0                   | 0                        | 0                           |  |
| <b>Senior</b>                  |             |               |        |                     |                       |                       |                     |                       |         |                 |                     |                       |                     |                          |                             |  |
| Susp.                          | 69          | 247           | 27.9%  | 0                   | 0                     | 0                     | 4                   | 0                     | 3       | 0               | 23                  | 8                     | 0                   | 0                        | 27                          |  |
| Expl.                          | 2           | 247           | 0.8%   | 1                   | 0                     | 0                     | 0                   | 0                     | 0       | 0               | 0                   | 1                     | 0                   | 0                        | 0                           |  |
| RLE.                           | 6           | 247           | 2.4%   | 1                   | 0                     | 0                     | 2                   | 0                     | 0       | 0               | 0                   | 2                     | 0                   | 0                        | 0                           |  |
| Oth.                           | 2           | 247           | 0.8%   | 0                   | 0                     | 2                     | 0                   | 0                     | 0       | 0               | 0                   | 0                     | 0                   | 0                        | 0                           |  |
| <b>1330 District Totals:</b>   |             |               |        |                     |                       |                       |                     |                       |         |                 |                     |                       |                     |                          |                             |  |
| Susp.                          | 83          | 451           | 18.4%  | 0                   | 0                     | 0                     | 4                   | 0                     | 3       | 0               | 24                  | 20                    | 0                   | 0                        | 28                          |  |
| Expl.                          | 2           | 451           | 0.4%   | 1                   | 0                     | 0                     | 0                   | 0                     | 0       | 0               | 0                   | 1                     | 0                   | 0                        | 0                           |  |



**COLORADO DEPARTMENT OF EDUCATION**

**SAFETY & DISCIPLINE INDICATORS  
2003-2004 SUSPENSIONS AND EXPULSIONS REPORT  
INCIDENT RATE AND REASONS BY SCHOOL TYPE**


| TYPE                  | STUDENTS    |        | % RATE | DRUG<br>VIAOLATIONS | ALCOHOL<br>VIOLATIONS | TOBACCO<br>VIOLATIONS | ASSUALTS/<br>FIGHTS | DANGEROU<br>S WEAPONS | ROBBERY | OTHER<br>FELONY | DISOBEY/<br>DEFIANT | DETREMENT<br>BEHAVIOR | DESTROY<br>PROPERTY | REPEATED<br>INTERFERENCE | OTHER<br>CODE OF<br>CONDUCT |               |
|-----------------------|-------------|--------|--------|---------------------|-----------------------|-----------------------|---------------------|-----------------------|---------|-----------------|---------------------|-----------------------|---------------------|--------------------------|-----------------------------|---------------|
|                       | DISCIPLINED | STU CT |        |                     |                       |                       |                     |                       |         |                 |                     |                       |                     |                          |                             | EOY<br>% RATE |
| RLE.                  | 6           | 451    | 1.3%   | 1                   | 0                     | 0                     | 2                   | 0                     | 0       | 0               | 0                   | 2                     | 0                   | 0                        | 0                           |               |
| Oth.                  | 2           | 451    | 0.4%   | 0                   | 0                     | 2                     | 0                   | 0                     | 0       | 0               | 0                   | 0                     | 0                   | 0                        | 0                           |               |
| GILPIN Totals:        |             |        |        |                     |                       |                       |                     |                       |         |                 |                     |                       |                     |                          |                             |               |
| Susp.                 | 83          | 451    | 18.4%  | 0                   | 0                     | 0                     | 4                   | 0                     | 3       | 0               | 24                  | 20                    | 0                   | 0                        | 28                          |               |
| Expl.                 | 2           | 451    | 0.4%   | 1                   | 0                     | 0                     | 0                   | 0                     | 0       | 0               | 0                   | 1                     | 0                   | 0                        | 0                           |               |
| RLE.                  | 6           | 451    | 1.3%   | 1                   | 0                     | 0                     | 2                   | 0                     | 0       | 0               | 0                   | 2                     | 0                   | 0                        | 0                           |               |
| Oth.                  | 2           | 451    | 0.4%   | 0                   | 0                     | 2                     | 0                   | 0                     | 0       | 0               | 0                   | 0                     | 0                   | 0                        | 0                           |               |
| GRAND                 |             |        |        |                     |                       |                       |                     |                       |         |                 |                     |                       |                     |                          |                             |               |
| 1340 WEST GRAND 1-JT  |             |        |        |                     |                       |                       |                     |                       |         |                 |                     |                       |                     |                          |                             |               |
| Elementary            | Susp.       | 8      | 226    | 3.5%                | 0                     | 0                     | 0                   | 3                     | 0       | 0               | 4                   | 0                     | 0                   | 1                        | 0                           |               |
|                       | Expl.       | 0      | 226    | 0.0%                | 0                     | 0                     | 0                   | 0                     | 0       | 0               | 0                   | 0                     | 0                   | 0                        | 0                           |               |
|                       | RLE.        | 0      | 226    | 0.0%                | 0                     | 0                     | 0                   | 0                     | 0       | 0               | 0                   | 0                     | 0                   | 0                        | 0                           |               |
|                       | Oth.        | 0      | 226    | 0.0%                | 0                     | 0                     | 0                   | 0                     | 0       | 0               | 0                   | 0                     | 0                   | 0                        | 0                           |               |
| Jr./Middle            | Susp.       | 13     | 135    | 9.6%                | 0                     | 0                     | 0                   | 0                     | 0       | 0               | 1                   | 7                     | 2                   | 0                        | 2                           |               |
|                       | Expl.       | 1      | 135    | 0.7%                | 0                     | 0                     | 0                   | 1                     | 0       | 0               | 0                   | 0                     | 0                   | 0                        | 0                           |               |
|                       | RLE.        | 1      | 135    | 0.7%                | 0                     | 0                     | 0                   | 1                     | 0       | 0               | 0                   | 0                     | 0                   | 0                        | 0                           |               |
|                       | Oth.        | 0      | 135    | 0.0%                | 0                     | 0                     | 0                   | 0                     | 0       | 0               | 0                   | 0                     | 0                   | 0                        | 0                           |               |
| Senior                | Susp.       | 19     | 188    | 10.1%               | 1                     | 7                     | 0                   | 4                     | 0       | 3               | 0                   | 2                     | 2                   | 0                        | 0                           |               |
|                       | Expl.       | 0      | 188    | 0.0%                | 0                     | 0                     | 0                   | 0                     | 0       | 0               | 0                   | 0                     | 0                   | 0                        | 0                           |               |
|                       | RLE.        | 8      | 188    | 4.3%                | 1                     | 7                     | 0                   | 0                     | 0       | 0               | 0                   | 0                     | 0                   | 0                        | 0                           |               |
|                       | Oth.        | 0      | 188    | 0.0%                | 0                     | 0                     | 0                   | 0                     | 0       | 0               | 0                   | 0                     | 0                   | 0                        | 0                           |               |
| 1340 District Totals: |             |        |        |                     |                       |                       |                     |                       |         |                 |                     |                       |                     |                          |                             |               |
| Susp.                 | 40          | 549    | 7.3%   | 1                   | 7                     | 0                     | 7                   | 0                     | 3       | 0               | 5                   | 9                     | 4                   | 1                        | 2                           |               |
| Expl.                 | 1           | 549    | 0.2%   | 0                   | 0                     | 0                     | 1                   | 0                     | 0       | 0               | 0                   | 0                     | 0                   | 0                        | 0                           |               |
| RLE.                  | 9           | 549    | 1.6%   | 1                   | 7                     | 0                     | 1                   | 0                     | 0       | 0               | 0                   | 0                     | 0                   | 0                        | 0                           |               |
| Oth.                  | 0           | 549    | 0.0%   | 0                   | 0                     | 0                     | 0                   | 0                     | 0       | 0               | 1                   | 0                     | 0                   | 0                        | 0                           |               |
| 1350 EAST GRAND 2     |             |        |        |                     |                       |                       |                     |                       |         |                 |                     |                       |                     |                          |                             |               |
| Elementary            | Susp.       | 3      | 596    | 0.5%                | 0                     | 0                     | 0                   | 0                     | 0       | 0               | 0                   | 3                     | 0                   | 0                        | 0                           |               |
|                       | Expl.       | 0      | 596    | 0.0%                | 0                     | 0                     | 0                   | 0                     | 0       | 0               | 0                   | 0                     | 0                   | 0                        | 0                           |               |
|                       | RLE.        | 0      | 596    | 0.0%                | 0                     | 0                     | 0                   | 0                     | 0       | 0               | 0                   | 0                     | 0                   | 0                        | 0                           |               |
|                       | Oth.        | 1      | 596    | 0.2%                | 0                     | 0                     | 0                   | 0                     | 0       | 0               | 1                   | 0                     | 0                   | 0                        | 0                           |               |
| Jr./Middle            | Susp.       | 43     | 327    | 13.1%               | 6                     | 1                     | 0                   | 0                     | 0       | 0               | 0                   | 0                     | 0                   | 0                        | 36                          |               |
|                       | Expl.       | 0      | 327    | 0.0%                | 0                     | 0                     | 0                   | 0                     | 0       | 0               | 0                   | 0                     | 0                   | 0                        | 0                           |               |
|                       | RLE.        | 7      | 327    | 2.1%                | 6                     | 0                     | 0                   | 0                     | 0       | 0               | 0                   | 0                     | 0                   | 0                        | 1                           |               |
|                       | Oth.        | 0      | 327    | 0.0%                | 0                     | 0                     | 0                   | 0                     | 0       | 0               | 0                   | 0                     | 0                   | 0                        | 0                           |               |
| Senior                | Susp.       | 114    | 506    | 22.5%               | 7                     | 2                     | 2                   | 6                     | 0       | 0               | 28                  | 0                     | 0                   | 0                        | 68                          |               |
|                       | Expl.       | 1      | 506    | 0.2%                | 0                     | 0                     | 0                   | 0                     | 0       | 0               | 1                   | 0                     | 0                   | 0                        | 0                           |               |
|                       | RLE.        | 5      | 506    | 1.0%                | 0                     | 0                     | 0                   | 0                     | 0       | 0               | 0                   | 0                     | 0                   | 0                        | 0                           |               |
|                       | Oth.        | 0      | 506    | 0.0%                | 0                     | 0                     | 0                   | 0                     | 0       | 0               | 0                   | 0                     | 0                   | 0                        | 0                           |               |
| 1350 District Totals: |             |        |        |                     |                       |                       |                     |                       |         |                 |                     |                       |                     |                          |                             |               |
| Susp.                 | 160         | 1429   | 11.2%  | 13                  | 3                     | 2                     | 6                   | 0                     | 0       | 0               | 28                  | 3                     | 0                   | 0                        | 104                         |               |
| Expl.                 | 1           | 1429   | 0.1%   | 0                   | 0                     | 0                     | 0                   | 0                     | 0       | 0               | 1                   | 0                     | 0                   | 0                        | 0                           |               |
| RLE.                  | 12          | 1429   | 0.8%   | 6                   | 0                     | 0                     | 0                   | 0                     | 0       | 0               | 0                   | 0                     | 0                   | 0                        | 1                           |               |
| Oth.                  | 1           | 1429   | 0.1%   | 0                   | 0                     | 0                     | 0                   | 0                     | 0       | 0               | 1                   | 0                     | 0                   | 0                        | 0                           |               |



**COLORADO DEPARTMENT OF EDUCATION**

**SAFETY & DISCIPLINE INDICATORS  
2003-2004 SUSPENSIONS AND EXPULSIONS REPORT  
INCIDENT RATE AND REASONS BY SCHOOL TYPE**

|                                     | TYPE  | STUDENTS    |               |        | DRUG<br>VIAOLATIONS | ALCOHOL<br>VIOLATIONS | TOBACCO<br>VIOLATIONS | ASSUALTS/<br>FIGHTS | DANGEROU<br>S WEAPONS | ROBBERY | OTHER<br>FELONY | DISOBEY/<br>DEFIANT | DETREMENT<br>BEHAVIOR | DESTROY<br>PROPERTY | REPEATED<br>INTERFERENCE | OTHER<br>CODE OF<br>CONDUCT |
|-------------------------------------|-------|-------------|---------------|--------|---------------------|-----------------------|-----------------------|---------------------|-----------------------|---------|-----------------|---------------------|-----------------------|---------------------|--------------------------|-----------------------------|
|                                     |       | DISCIPLINED | EOY<br>STU CT | % RATE |                     |                       |                       |                     |                       |         |                 |                     |                       |                     |                          |                             |
| <b>GRAND Totals:</b>                |       |             |               |        |                     |                       |                       |                     |                       |         |                 |                     |                       |                     |                          |                             |
|                                     | Susp. | 200         | 1978          | 10.1%  | 14                  | 10                    | 2                     | 13                  | 0                     | 3       | 0               | 33                  | 12                    | 4                   | 1                        | 106                         |
|                                     | Expl. | 2           | 1978          | 0.1%   | 0                   | 0                     | 0                     | 1                   | 0                     | 0       | 0               | 1                   | 0                     | 0                   | 0                        | 0                           |
|                                     | RLE.  | 21          | 1978          | 1.1%   | 7                   | 7                     | 0                     | 1                   | 0                     | 0       | 0               | 0                   | 0                     | 0                   | 0                        | 1                           |
|                                     | Oth.  | 1           | 1978          | 0.1%   | 0                   | 0                     | 0                     | 0                   | 0                     | 0       | 0               | 1                   | 0                     | 0                   | 0                        | 0                           |
| <b>GUNNISON</b>                     |       |             |               |        |                     |                       |                       |                     |                       |         |                 |                     |                       |                     |                          |                             |
| <b>1360 GUNNISON WATERSHED RE1J</b> |       |             |               |        |                     |                       |                       |                     |                       |         |                 |                     |                       |                     |                          |                             |
| Elementary                          | Susp. | 80          | 894           | 8.9%   | 0                   | 2                     | 1                     | 59                  | 0                     | 0       | 0               | 9                   | 4                     | 0                   | 0                        | 4                           |
|                                     | Expl. | 0           | 894           | 0.0%   | 0                   | 0                     | 0                     | 0                   | 0                     | 0       | 0               | 0                   | 0                     | 0                   | 0                        | 0                           |
|                                     | RLE.  | 1           | 894           | 0.1%   | 0                   | 0                     | 0                     | 0                   | 0                     | 0       | 0               | 0                   | 0                     | 1                   | 0                        | 0                           |
|                                     | Oth.  | 0           | 894           | 0.0%   | 0                   | 0                     | 0                     | 0                   | 0                     | 0       | 0               | 0                   | 0                     | 0                   | 0                        | 0                           |
| Senior                              | Susp. | 78          | 841           | 9.3%   | 1                   | 9                     | 2                     | 7                   | 0                     | 0       | 0               | 37                  | 20                    | 0                   | 0                        | 2                           |
|                                     | Expl. | 0           | 841           | 0.0%   | 0                   | 0                     | 0                     | 0                   | 0                     | 0       | 0               | 0                   | 0                     | 0                   | 0                        | 0                           |
|                                     | RLE.  | 4           | 841           | 0.5%   | 1                   | 0                     | 0                     | 0                   | 0                     | 0       | 0               | 1                   | 2                     | 0                   | 0                        | 0                           |
|                                     | Oth.  | 0           | 841           | 0.0%   | 0                   | 0                     | 0                     | 0                   | 0                     | 0       | 0               | 0                   | 0                     | 0                   | 0                        | 0                           |
| <b>1360 District Totals:</b>        |       |             |               |        |                     |                       |                       |                     |                       |         |                 |                     |                       |                     |                          |                             |
|                                     | Susp. | 158         | 1735          | 9.1%   | 1                   | 11                    | 3                     | 66                  | 0                     | 0       | 0               | 46                  | 24                    | 0                   | 0                        | 6                           |
|                                     | Expl. | 0           | 1735          | 0.0%   | 0                   | 0                     | 0                     | 0                   | 0                     | 0       | 0               | 0                   | 0                     | 0                   | 0                        | 0                           |
|                                     | RLE.  | 5           | 1735          | 0.3%   | 1                   | 0                     | 0                     | 0                   | 0                     | 0       | 1               | 2                   | 1                     | 0                   | 0                        | 0                           |
|                                     | Oth.  | 0           | 1735          | 0.0%   | 0                   | 0                     | 0                     | 0                   | 0                     | 0       | 0               | 0                   | 0                     | 0                   | 0                        | 0                           |
| <b>GUNNISON Totals:</b>             |       |             |               |        |                     |                       |                       |                     |                       |         |                 |                     |                       |                     |                          |                             |
|                                     | Susp. | 158         | 1735          | 9.1%   | 1                   | 11                    | 3                     | 66                  | 0                     | 0       | 0               | 46                  | 24                    | 0                   | 0                        | 6                           |
|                                     | Expl. | 0           | 1735          | 0.0%   | 0                   | 0                     | 0                     | 0                   | 0                     | 0       | 0               | 0                   | 0                     | 0                   | 0                        | 0                           |
|                                     | RLE.  | 5           | 1735          | 0.3%   | 1                   | 0                     | 0                     | 0                   | 0                     | 0       | 1               | 2                   | 1                     | 0                   | 0                        | 0                           |
|                                     | Oth.  | 0           | 1735          | 0.0%   | 0                   | 0                     | 0                     | 0                   | 0                     | 0       | 0               | 0                   | 0                     | 0                   | 0                        | 0                           |
| <b>HINSDALE</b>                     |       |             |               |        |                     |                       |                       |                     |                       |         |                 |                     |                       |                     |                          |                             |
| <b>1380 HINSDALE COUNTY RE 1</b>    |       |             |               |        |                     |                       |                       |                     |                       |         |                 |                     |                       |                     |                          |                             |
| Senior                              | Susp. | 0           | 86            | 0.0%   | 0                   | 0                     | 0                     | 0                   | 0                     | 0       | 0               | 0                   | 0                     | 0                   | 0                        | 0                           |
|                                     | Expl. | 0           | 86            | 0.0%   | 0                   | 0                     | 0                     | 0                   | 0                     | 0       | 0               | 0                   | 0                     | 0                   | 0                        | 0                           |
|                                     | RLE.  | 0           | 86            | 0.0%   | 0                   | 0                     | 0                     | 0                   | 0                     | 0       | 0               | 0                   | 0                     | 0                   | 0                        | 0                           |
|                                     | Oth.  | 0           | 86            | 0.0%   | 0                   | 0                     | 0                     | 0                   | 0                     | 0       | 0               | 0                   | 0                     | 0                   | 0                        | 0                           |
| <b>1380 District Totals:</b>        |       |             |               |        |                     |                       |                       |                     |                       |         |                 |                     |                       |                     |                          |                             |
|                                     | Susp. | 0           | 86            | 0.0%   | 0                   | 0                     | 0                     | 0                   | 0                     | 0       | 0               | 0                   | 0                     | 0                   | 0                        | 0                           |
|                                     | Expl. | 0           | 86            | 0.0%   | 0                   | 0                     | 0                     | 0                   | 0                     | 0       | 0               | 0                   | 0                     | 0                   | 0                        | 0                           |
|                                     | RLE.  | 0           | 86            | 0.0%   | 0                   | 0                     | 0                     | 0                   | 0                     | 0       | 0               | 0                   | 0                     | 0                   | 0                        | 0                           |
|                                     | Oth.  | 0           | 86            | 0.0%   | 0                   | 0                     | 0                     | 0                   | 0                     | 0       | 0               | 0                   | 0                     | 0                   | 0                        | 0                           |
| <b>HINSDALE Totals:</b>             |       |             |               |        |                     |                       |                       |                     |                       |         |                 |                     |                       |                     |                          |                             |
|                                     | Susp. | 0           | 86            | 0.0%   | 0                   | 0                     | 0                     | 0                   | 0                     | 0       | 0               | 0                   | 0                     | 0                   | 0                        | 0                           |
|                                     | Expl. | 0           | 86            | 0.0%   | 0                   | 0                     | 0                     | 0                   | 0                     | 0       | 0               | 0                   | 0                     | 0                   | 0                        | 0                           |
|                                     | RLE.  | 0           | 86            | 0.0%   | 0                   | 0                     | 0                     | 0                   | 0                     | 0       | 0               | 0                   | 0                     | 0                   | 0                        | 0                           |
|                                     | Oth.  | 0           | 86            | 0.0%   | 0                   | 0                     | 0                     | 0                   | 0                     | 0       | 0               | 0                   | 0                     | 0                   | 0                        | 0                           |








**COLORADO DEPARTMENT OF EDUCATION**

**SAFETY & DISCIPLINE INDICATORS  
2003-2004 SUSPENSIONS AND EXPULSIONS REPORT  
INCIDENT RATE AND REASONS BY SCHOOL TYPE**


|                           | TYPE  | STUDENTS<br>DISCIPLINED | EOY<br>STU CT | % RATE | DRUG<br>VIAOLATIONS | ALCOHOL<br>VIOLATIONS | TOBACCO<br>VIOLATIONS | ASSUALTS/<br>FIGHTS | DANGEROU<br>S WEAPONS | ROBBERY | OTHER<br>FELONY | DISOBEY/<br>DEFIANT | DETREMENT<br>BEHAVIOR | DESTROY<br>PROPERTY | REPEATED<br>INTERFERENCE | OTHER<br>CODE OF<br>CONDUCT |
|---------------------------|-------|-------------------------|---------------|--------|---------------------|-----------------------|-----------------------|---------------------|-----------------------|---------|-----------------|---------------------|-----------------------|---------------------|--------------------------|-----------------------------|
|                           | RLE.  | 0                       | 152           | 0.0%   | 0                   | 0                     | 0                     | 0                   | 0                     | 0       | 0               | 0                   | 0                     | 0                   | 0                        | 0                           |
|                           | Oth.  | 0                       | 152           | 0.0%   | 0                   | 0                     | 0                     | 0                   | 0                     | 0       | 0               | 0                   | 0                     | 0                   | 0                        | 0                           |
| Senior                    | Susp. | 12                      | 164           | 7.3%   | 0                   | 0                     | 0                     | 9                   | 0                     | 0       | 0               | 1                   | 0                     | 0                   | 0                        | 2                           |
|                           | Expl. | 2                       | 164           | 1.2%   | 0                   | 0                     | 0                     | 0                   | 2                     | 0       | 0               | 0                   | 0                     | 0                   | 0                        | 0                           |
|                           | RLE.  | 0                       | 164           | 0.0%   | 0                   | 0                     | 0                     | 0                   | 0                     | 0       | 0               | 0                   | 0                     | 0                   | 0                        | 0                           |
|                           | Oth.  | 0                       | 164           | 0.0%   | 0                   | 0                     | 0                     | 0                   | 0                     | 0       | 0               | 0                   | 0                     | 0                   | 0                        | 0                           |
| 1410 District Totals:     |       |                         |               |        |                     |                       |                       |                     |                       |         |                 |                     |                       |                     |                          |                             |
|                           | Susp. | 12                      | 316           | 3.8%   | 0                   | 0                     | 0                     | 9                   | 0                     | 0       | 0               | 1                   | 0                     | 0                   | 0                        | 2                           |
|                           | Expl. | 2                       | 316           | 0.6%   | 0                   | 0                     | 0                     | 0                   | 2                     | 0       | 0               | 0                   | 0                     | 0                   | 0                        | 0                           |
|                           | RLE.  | 0                       | 316           | 0.0%   | 0                   | 0                     | 0                     | 0                   | 0                     | 0       | 0               | 0                   | 0                     | 0                   | 0                        | 0                           |
|                           | Oth.  | 0                       | 316           | 0.0%   | 0                   | 0                     | 0                     | 0                   | 0                     | 0       | 0               | 0                   | 0                     | 0                   | 0                        | 0                           |
| JACKSON Totals:           |       |                         |               |        |                     |                       |                       |                     |                       |         |                 |                     |                       |                     |                          |                             |
|                           | Susp. | 12                      | 316           | 3.8%   | 0                   | 0                     | 0                     | 9                   | 0                     | 0       | 0               | 1                   | 0                     | 0                   | 0                        | 2                           |
|                           | Expl. | 2                       | 316           | 0.6%   | 0                   | 0                     | 0                     | 0                   | 2                     | 0       | 0               | 0                   | 0                     | 0                   | 0                        | 0                           |
|                           | RLE.  | 0                       | 316           | 0.0%   | 0                   | 0                     | 0                     | 0                   | 0                     | 0       | 0               | 0                   | 0                     | 0                   | 0                        | 0                           |
|                           | Oth.  | 0                       | 316           | 0.0%   | 0                   | 0                     | 0                     | 0                   | 0                     | 0       | 0               | 0                   | 0                     | 0                   | 0                        | 0                           |
| JEFFERSON                 |       |                         |               |        |                     |                       |                       |                     |                       |         |                 |                     |                       |                     |                          |                             |
| 1420 JEFFERSON COUNTY R-1 |       |                         |               |        |                     |                       |                       |                     |                       |         |                 |                     |                       |                     |                          |                             |
| Elementary                | Susp. | 1763                    | 44453         | 4.0%   | 7                   | 0                     | 13                    | 108                 | 0                     | 101     | 0               | 156                 | 841                   | 28                  | 45                       | 320                         |
|                           | Expl. | 17                      | 44453         | 0.0%   | 1                   | 0                     | 0                     | 0                   | 7                     | 1       | 0               | 0                   | 4                     | 1                   | 0                        | 3                           |
|                           | RLE.  | 73                      | 44453         | 0.2%   | 2                   | 0                     | 0                     | 1                   | 7                     | 10      | 0               | 1                   | 19                    | 5                   | 4                        | 17                          |
|                           | Oth.  | 0                       | 44453         | 0.0%   | 0                   | 0                     | 0                     | 0                   | 0                     | 0       | 0               | 0                   | 0                     | 0                   | 0                        | 0                           |
| Jr./Middle                | Susp. | 3765                    | 16601         | 22.7%  | 99                  | 38                    | 39                    | 255                 | 3                     | 100     | 0               | 1158                | 829                   | 40                  | 128                      | 616                         |
|                           | Expl. | 91                      | 16601         | 0.5%   | 26                  | 2                     | 0                     | 1                   | 13                    | 2       | 0               | 1                   | 7                     | 1                   | 0                        | 24                          |
|                           | RLE.  | 654                     | 16601         | 3.9%   | 96                  | 22                    | 5                     | 73                  | 12                    | 34      | 0               | 16                  | 107                   | 3                   | 9                        | 94                          |
|                           | Oth.  | 0                       | 16601         | 0.0%   | 0                   | 0                     | 0                     | 0                   | 0                     | 0       | 0               | 0                   | 0                     | 0                   | 0                        | 0                           |
| Senior                    | Susp. | 4296                    | 35719         | 12.0%  | 257                 | 143                   | 120                   | 277                 | 5                     | 120     | 0               | 604                 | 491                   | 48                  | 59                       | 932                         |
|                           | Expl. | 174                     | 35719         | 0.5%   | 90                  | 0                     | 0                     | 3                   | 20                    | 3       | 0               | 0                   | 12                    | 2                   | 0                        | 13                          |
|                           | RLE.  | 974                     | 35719         | 2.7%   | 245                 | 90                    | 0                     | 100                 | 23                    | 39      | 0               | 6                   | 62                    | 8                   | 2                        | 78                          |
|                           | Oth.  | 0                       | 35719         | 0.0%   | 0                   | 0                     | 0                     | 0                   | 0                     | 0       | 0               | 0                   | 0                     | 0                   | 0                        | 0                           |
| 1420 District Totals:     |       |                         |               |        |                     |                       |                       |                     |                       |         |                 |                     |                       |                     |                          |                             |
|                           | Susp. | 9824                    | 96773         | 10.2%  | 363                 | 181                   | 172                   | 640                 | 8                     | 321     | 0               | 1918                | 2161                  | 116                 | 232                      | 1868                        |
|                           | Expl. | 282                     | 96773         | 0.3%   | 117                 | 2                     | 0                     | 4                   | 40                    | 6       | 0               | 1                   | 23                    | 4                   | 0                        | 40                          |
|                           | RLE.  | 1701                    | 96773         | 1.8%   | 343                 | 112                   | 5                     | 174                 | 43                    | 83      | 0               | 23                  | 188                   | 16                  | 15                       | 189                         |
|                           | Oth.  | 0                       | 96773         | 0.0%   | 0                   | 0                     | 0                     | 0                   | 0                     | 0       | 0               | 0                   | 0                     | 0                   | 0                        | 0                           |
| JEFFERSON Totals:         |       |                         |               |        |                     |                       |                       |                     |                       |         |                 |                     |                       |                     |                          |                             |
|                           | Susp. | 9824                    | 96773         | 10.2%  | 363                 | 181                   | 172                   | 640                 | 8                     | 321     | 0               | 1918                | 2161                  | 116                 | 232                      | 1868                        |
|                           | Expl. | 282                     | 96773         | 0.3%   | 117                 | 2                     | 0                     | 4                   | 40                    | 6       | 0               | 1                   | 23                    | 4                   | 0                        | 40                          |
|                           | RLE.  | 1701                    | 96773         | 1.8%   | 343                 | 112                   | 5                     | 174                 | 42                    | 83      | 0               | 23                  | 188                   | 16                  | 15                       | 189                         |
|                           | Oth.  | 0                       | 96773         | 0.0%   | 0                   | 0                     | 0                     | 0                   | 0                     | 0       | 0               | 0                   | 0                     | 0                   | 0                        | 0                           |
| KIOWA                     |       |                         |               |        |                     |                       |                       |                     |                       |         |                 |                     |                       |                     |                          |                             |
| 1430 EADS RE-1            |       |                         |               |        |                     |                       |                       |                     |                       |         |                 |                     |                       |                     |                          |                             |



**COLORADO DEPARTMENT OF EDUCATION**

**SAFETY & DISCIPLINE INDICATORS  
2003-2004 SUSPENSIONS AND EXPULSIONS REPORT  
INCIDENT RATE AND REASONS BY SCHOOL TYPE**


| SCHOOL TYPE              | TYPE  | STUDENTS    |        | % RATE | DRUG<br>VIAIOLATIONS | ALCOHOL<br>VIAIOLATIONS | TOBACCO<br>VIAIOLATIONS | ASSUALTS/<br>FIGHTS | DANGEROU<br>S WEAPONS | ROBBERY | OTHER<br>FELONY | DISOBEY/<br>DEFIANT | DETREMENT<br>BEHAVIOR | DESTROY<br>PROPERTY | REPEATED<br>INTERFERANCE | OTHER<br>CODE OF<br>CONDUCT |
|--------------------------|-------|-------------|--------|--------|----------------------|-------------------------|-------------------------|---------------------|-----------------------|---------|-----------------|---------------------|-----------------------|---------------------|--------------------------|-----------------------------|
|                          |       | DISCIPLINED | STU CT |        |                      |                         |                         |                     |                       |         |                 |                     |                       |                     |                          |                             |
| Elementary               | Susp. | 1           | 99     | 1.0%   | 0                    | 0                       | 0                       | 0                   | 0                     | 0       | 0               | 1                   | 0                     | 0                   | 0                        | 0                           |
|                          | Expl. | 0           | 99     | 0.0%   | 0                    | 0                       | 0                       | 0                   | 0                     | 0       | 0               | 0                   | 0                     | 0                   | 0                        | 0                           |
|                          | RLE.  | 0           | 99     | 0.0%   | 0                    | 0                       | 0                       | 0                   | 0                     | 0       | 0               | 0                   | 0                     | 0                   | 0                        | 0                           |
|                          | Oth.  | 0           | 99     | 0.0%   | 0                    | 0                       | 0                       | 0                   | 0                     | 0       | 0               | 0                   | 0                     | 0                   | 0                        | 0                           |
| Jr./Middle               | Susp. | 7           | 52     | 13.5%  | 0                    | 0                       | 0                       | 0                   | 0                     | 0       | 0               | 3                   | 4                     | 0                   | 0                        | 0                           |
|                          | Expl. | 0           | 52     | 0.0%   | 0                    | 0                       | 0                       | 0                   | 0                     | 0       | 0               | 0                   | 0                     | 0                   | 0                        | 0                           |
|                          | RLE.  | 0           | 52     | 0.0%   | 0                    | 0                       | 0                       | 0                   | 0                     | 0       | 0               | 0                   | 0                     | 0                   | 0                        | 0                           |
|                          | Oth.  | 0           | 52     | 0.0%   | 0                    | 0                       | 0                       | 0                   | 0                     | 0       | 0               | 0                   | 0                     | 0                   | 0                        | 0                           |
| Senior                   | Susp. | 6           | 78     | 7.7%   | 0                    | 0                       | 0                       | 0                   | 0                     | 0       | 0               | 4                   | 1                     | 0                   | 1                        | 0                           |
|                          | Expl. | 0           | 78     | 0.0%   | 0                    | 0                       | 0                       | 0                   | 0                     | 0       | 0               | 0                   | 0                     | 0                   | 0                        | 0                           |
|                          | RLE.  | 0           | 78     | 0.0%   | 0                    | 0                       | 0                       | 0                   | 0                     | 0       | 0               | 0                   | 0                     | 0                   | 0                        | 0                           |
|                          | Oth.  | 0           | 78     | 0.0%   | 0                    | 0                       | 0                       | 0                   | 0                     | 0       | 0               | 0                   | 0                     | 0                   | 0                        | 0                           |
| 1430 District Totals:    |       |             |        |        |                      |                         |                         |                     |                       |         |                 |                     |                       |                     |                          |                             |
|                          | Susp. | 14          | 229    | 6.1%   | 0                    | 0                       | 0                       | 0                   | 0                     | 0       | 0               | 8                   | 5                     | 0                   | 1                        | 0                           |
|                          | Expl. | 0           | 229    | 0.0%   | 0                    | 0                       | 0                       | 0                   | 0                     | 0       | 0               | 0                   | 0                     | 0                   | 0                        | 0                           |
|                          | RLE.  | 0           | 229    | 0.0%   | 0                    | 0                       | 0                       | 0                   | 0                     | 0       | 0               | 0                   | 0                     | 0                   | 0                        | 0                           |
|                          | Oth.  | 0           | 229    | 0.0%   | 0                    | 0                       | 0                       | 0                   | 0                     | 0       | 0               | 0                   | 0                     | 0                   | 0                        | 0                           |
| 1440 PLAINVIEW RE-2      |       |             |        |        |                      |                         |                         |                     |                       |         |                 |                     |                       |                     |                          |                             |
| Elementary               | Susp. | 5           | 35     | 14.3%  | 0                    | 0                       | 0                       | 0                   | 0                     | 0       | 0               | 0                   | 5                     | 0                   | 0                        | 0                           |
|                          | Expl. | 0           | 35     | 0.0%   | 0                    | 0                       | 0                       | 0                   | 0                     | 0       | 0               | 0                   | 0                     | 0                   | 0                        | 0                           |
|                          | RLE.  | 0           | 35     | 0.0%   | 0                    | 0                       | 0                       | 0                   | 0                     | 0       | 0               | 0                   | 0                     | 0                   | 0                        | 0                           |
|                          | Oth.  | 0           | 35     | 0.0%   | 0                    | 0                       | 0                       | 0                   | 0                     | 0       | 0               | 0                   | 0                     | 0                   | 0                        | 0                           |
| Senior                   | Susp. | 9           | 27     | 33.3%  | 0                    | 0                       | 0                       | 0                   | 0                     | 0       | 0               | 0                   | 6                     | 0                   | 0                        | 0                           |
|                          | Expl. | 0           | 27     | 0.0%   | 0                    | 0                       | 0                       | 0                   | 0                     | 0       | 0               | 0                   | 0                     | 0                   | 0                        | 0                           |
|                          | RLE.  | 0           | 27     | 0.0%   | 0                    | 0                       | 0                       | 0                   | 0                     | 0       | 0               | 0                   | 0                     | 0                   | 0                        | 0                           |
|                          | Oth.  | 0           | 27     | 0.0%   | 0                    | 0                       | 0                       | 0                   | 0                     | 0       | 0               | 0                   | 0                     | 0                   | 0                        | 0                           |
| 1440 District Totals:    |       |             |        |        |                      |                         |                         |                     |                       |         |                 |                     |                       |                     |                          |                             |
|                          | Susp. | 14          | 291    | 4.8%   | 0                    | 0                       | 0                       | 0                   | 0                     | 0       | 0               | 0                   | 11                    | 0                   | 0                        | 0                           |
|                          | Expl. | 0           | 291    | 0.0%   | 0                    | 0                       | 0                       | 0                   | 0                     | 0       | 0               | 0                   | 0                     | 0                   | 0                        | 0                           |
|                          | RLE.  | 0           | 291    | 0.0%   | 0                    | 0                       | 0                       | 0                   | 0                     | 0       | 0               | 0                   | 0                     | 0                   | 0                        | 0                           |
|                          | Oth.  | 0           | 291    | 0.0%   | 0                    | 0                       | 0                       | 0                   | 0                     | 0       | 0               | 0                   | 0                     | 0                   | 0                        | 0                           |
| KIOWA Totals:            |       |             |        |        |                      |                         |                         |                     |                       |         |                 |                     |                       |                     |                          |                             |
|                          | Susp. | 28          | 520    | 5.4%   | 0                    | 0                       | 0                       | 0                   | 0                     | 0       | 0               | 8                   | 16                    | 0                   | 1                        | 0                           |
|                          | Expl. | 0           | 520    | 0.0%   | 0                    | 0                       | 0                       | 0                   | 0                     | 0       | 0               | 0                   | 0                     | 0                   | 0                        | 0                           |
|                          | RLE.  | 0           | 520    | 0.0%   | 0                    | 0                       | 0                       | 0                   | 0                     | 0       | 0               | 0                   | 0                     | 0                   | 0                        | 0                           |
|                          | Oth.  | 0           | 520    | 0.0%   | 0                    | 0                       | 0                       | 0                   | 0                     | 0       | 0               | 0                   | 0                     | 0                   | 0                        | 0                           |
| KIT CARSON               |       |             |        |        |                      |                         |                         |                     |                       |         |                 |                     |                       |                     |                          |                             |
| 1450 ARRIBA-FLAGLER C-20 |       |             |        |        |                      |                         |                         |                     |                       |         |                 |                     |                       |                     |                          |                             |
| Elementary               | Susp. | 3           | 109    | 2.8%   | 0                    | 0                       | 0                       | 0                   | 0                     | 0       | 0               | 3                   | 0                     | 0                   | 0                        | 0                           |
|                          | Expl. | 0           | 109    | 0.0%   | 0                    | 0                       | 0                       | 0                   | 0                     | 0       | 0               | 0                   | 0                     | 0                   | 0                        | 0                           |
|                          | RLE.  | 0           | 109    | 0.0%   | 0                    | 0                       | 0                       | 0                   | 0                     | 0       | 0               | 0                   | 0                     | 0                   | 0                        | 0                           |
|                          | Oth.  | 0           | 109    | 0.0%   | 0                    | 0                       | 0                       | 0                   | 0                     | 0       | 0               | 0                   | 0                     | 0                   | 0                        | 0                           |
| Jr./Middle               | Susp. | 9           | 64     | 14.1%  | 0                    | 0                       | 0                       | 0                   | 0                     | 0       | 0               | 0                   | 9                     | 0                   | 0                        | 0                           |
|                          | Expl. | 0           | 64     | 0.0%   | 0                    | 0                       | 0                       | 0                   | 0                     | 0       | 0               | 0                   | 0                     | 0                   | 0                        | 0                           |



**COLORADO DEPARTMENT OF EDUCATION**

**SAFETY & DISCIPLINE INDICATORS  
2003-2004 SUSPENSIONS AND EXPULSIONS REPORT  
INCIDENT RATE AND REASONS BY SCHOOL TYPE**


| TYPE                  | STUDENTS    |        | % RATE | DRUG<br>VIAOLATIONS | ALCOHOL<br>VIOLATIONS | TOBACCO<br>VIOLATIONS | ASSUALTS/<br>FIGHTS | DANGEROU<br>S WEAPONS | ROBBERY | OTHER<br>FELONY | DISOBEY/<br>DEFIANT | DETREMENT<br>BEHAVIOR | DESTROY<br>PROPERTY | REPEATED<br>INTERPERANCE | OTHER<br>CODE OF<br>CONDUCT |
|-----------------------|-------------|--------|--------|---------------------|-----------------------|-----------------------|---------------------|-----------------------|---------|-----------------|---------------------|-----------------------|---------------------|--------------------------|-----------------------------|
|                       | DISCIPLINED | STU CT |        |                     |                       |                       |                     |                       |         |                 |                     |                       |                     |                          |                             |
| RLE.                  | 0           | 64     | 0.0%   | 0                   | 0                     | 0                     | 0                   | 0                     | 0       | 0               | 0                   | 0                     | 0                   | 0                        | 0                           |
| Oth.                  | 0           | 64     | 0.0%   | 0                   | 0                     | 0                     | 0                   | 0                     | 0       | 0               | 0                   | 0                     | 0                   | 0                        | 0                           |
| Senior                | Susp.       | 9      | 103    | 8.7%                | 0                     | 0                     | 0                   | 2                     | 0       | 0               | 0                   | 4                     | 0                   | 0                        | 0                           |
|                       | Expl.       | 1      | 103    | 1.0%                | 1                     | 0                     | 0                   | 0                     | 0       | 0               | 0                   | 0                     | 0                   | 0                        | 0                           |
|                       | RLE.        | 1      | 103    | 1.0%                | 0                     | 0                     | 0                   | 0                     | 0       | 0               | 0                   | 1                     | 0                   | 0                        | 0                           |
|                       | Oth.        | 0      | 103    | 0.0%                | 0                     | 0                     | 0                   | 0                     | 0       | 0               | 0                   | 0                     | 0                   | 0                        | 0                           |
| 1450 District Totals: |             |        |        |                     |                       |                       |                     |                       |         |                 |                     |                       |                     |                          |                             |
|                       | Susp.       | 21     | 276    | 7.6%                | 0                     | 0                     | 0                   | 2                     | 0       | 0               | 3                   | 13                    | 0                   | 0                        | 0                           |
|                       | Expl.       | 1      | 276    | 0.4%                | 1                     | 0                     | 0                   | 0                     | 0       | 0               | 0                   | 0                     | 0                   | 0                        | 0                           |
|                       | RLE.        | 1      | 276    | 0.4%                | 0                     | 0                     | 0                   | 0                     | 0       | 0               | 0                   | 1                     | 0                   | 0                        | 0                           |
|                       | Oth.        | 0      | 276    | 0.0%                | 0                     | 0                     | 0                   | 0                     | 0       | 0               | 0                   | 0                     | 0                   | 0                        | 0                           |
| 1460 HI-PLAINS R-23   |             |        |        |                     |                       |                       |                     |                       |         |                 |                     |                       |                     |                          |                             |
| Elementary            | Susp.       | 0      | 64     | 0.0%                | 0                     | 0                     | 0                   | 0                     | 0       | 0               | 0                   | 0                     | 0                   | 0                        | 0                           |
|                       | Expl.       | 0      | 64     | 0.0%                | 0                     | 0                     | 0                   | 0                     | 0       | 0               | 0                   | 0                     | 0                   | 0                        | 0                           |
|                       | RLE.        | 0      | 64     | 0.0%                | 0                     | 0                     | 0                   | 0                     | 0       | 0               | 0                   | 0                     | 0                   | 0                        | 0                           |
|                       | Oth.        | 0      | 64     | 0.0%                | 0                     | 0                     | 0                   | 0                     | 0       | 0               | 0                   | 0                     | 0                   | 0                        | 0                           |
| Senior                | Susp.       | 1      | 62     | 1.6%                | 0                     | 0                     | 1                   | 0                     | 0       | 0               | 0                   | 0                     | 0                   | 0                        | 0                           |
|                       | Expl.       | 0      | 62     | 0.0%                | 0                     | 0                     | 0                   | 0                     | 0       | 0               | 0                   | 0                     | 0                   | 0                        | 0                           |
|                       | RLE.        | 0      | 62     | 0.0%                | 0                     | 0                     | 0                   | 0                     | 0       | 0               | 0                   | 0                     | 0                   | 0                        | 0                           |
|                       | Oth.        | 0      | 62     | 0.0%                | 0                     | 0                     | 0                   | 0                     | 0       | 0               | 0                   | 0                     | 0                   | 0                        | 0                           |
| 1460 District Totals: |             |        |        |                     |                       |                       |                     |                       |         |                 |                     |                       |                     |                          |                             |
|                       | Susp.       | 1      | 126    | 0.8%                | 0                     | 0                     | 1                   | 0                     | 0       | 0               | 0                   | 0                     | 0                   | 0                        | 0                           |
|                       | Expl.       | 0      | 126    | 0.0%                | 0                     | 0                     | 0                   | 0                     | 0       | 0               | 0                   | 0                     | 0                   | 0                        | 0                           |
|                       | RLE.        | 0      | 126    | 0.0%                | 0                     | 0                     | 0                   | 0                     | 0       | 0               | 0                   | 0                     | 0                   | 0                        | 0                           |
|                       | Oth.        | 0      | 126    | 0.0%                | 0                     | 0                     | 0                   | 0                     | 0       | 0               | 0                   | 0                     | 0                   | 0                        | 0                           |
| 1480 STRATTON R-4     |             |        |        |                     |                       |                       |                     |                       |         |                 |                     |                       |                     |                          |                             |
| Elementary            | Susp.       | 6      | 141    | 4.3%                | 0                     | 0                     | 0                   | 0                     | 0       | 0               | 0                   | 6                     | 0                   | 0                        | 0                           |
|                       | Expl.       | 0      | 141    | 0.0%                | 0                     | 0                     | 0                   | 0                     | 0       | 0               | 0                   | 0                     | 0                   | 0                        | 0                           |
|                       | RLE.        | 0      | 141    | 0.0%                | 0                     | 0                     | 0                   | 0                     | 0       | 0               | 0                   | 0                     | 0                   | 0                        | 0                           |
|                       | Oth.        | 0      | 141    | 0.0%                | 0                     | 0                     | 0                   | 0                     | 0       | 0               | 0                   | 0                     | 0                   | 0                        | 0                           |
| Jr./Middle            | Susp.       | 4      | 49     | 8.2%                | 0                     | 0                     | 0                   | 1                     | 0       | 0               | 1                   | 0                     | 0                   | 0                        | 2                           |
|                       | Expl.       | 0      | 49     | 0.0%                | 0                     | 0                     | 0                   | 0                     | 0       | 0               | 0                   | 0                     | 0                   | 0                        | 0                           |
|                       | RLE.        | 0      | 49     | 0.0%                | 0                     | 0                     | 0                   | 0                     | 0       | 0               | 0                   | 0                     | 0                   | 0                        | 0                           |
|                       | Oth.        | 0      | 49     | 0.0%                | 0                     | 0                     | 0                   | 0                     | 0       | 0               | 0                   | 0                     | 0                   | 0                        | 0                           |
| Senior                | Susp.       | 13     | 96     | 13.5%               | 0                     | 0                     | 1                   | 0                     | 0       | 0               | 2                   | 1                     | 1                   | 0                        | 4                           |
|                       | Expl.       | 0      | 96     | 0.0%                | 0                     | 0                     | 0                   | 0                     | 0       | 0               | 0                   | 0                     | 0                   | 0                        | 0                           |
|                       | RLE.        | 0      | 96     | 0.0%                | 0                     | 0                     | 0                   | 0                     | 0       | 0               | 0                   | 0                     | 0                   | 0                        | 0                           |
|                       | Oth.        | 0      | 96     | 0.0%                | 0                     | 0                     | 0                   | 0                     | 0       | 0               | 0                   | 0                     | 0                   | 0                        | 0                           |
| 1480 District Totals: |             |        |        |                     |                       |                       |                     |                       |         |                 |                     |                       |                     |                          |                             |
|                       | Susp.       | 23     | 286    | 8.0%                | 0                     | 0                     | 1                   | 1                     | 0       | 0               | 3                   | 7                     | 1                   | 0                        | 6                           |
|                       | Expl.       | 0      | 286    | 0.0%                | 0                     | 0                     | 0                   | 0                     | 0       | 0               | 0                   | 0                     | 0                   | 0                        | 0                           |
|                       | RLE.        | 0      | 286    | 0.0%                | 0                     | 0                     | 0                   | 0                     | 0       | 0               | 0                   | 0                     | 0                   | 0                        | 0                           |
|                       | Oth.        | 0      | 286    | 0.0%                | 0                     | 0                     | 0                   | 0                     | 0       | 0               | 0                   | 0                     | 0                   | 0                        | 0                           |
| 1490 BETHUNE R-5      |             |        |        |                     |                       |                       |                     |                       |         |                 |                     |                       |                     |                          |                             |
| Elementary            | Susp.       | 0      | 56     | 0.0%                | 0                     | 0                     | 0                   | 0                     | 0       | 0               | 0                   | 0                     | 0                   | 0                        | 0                           |



**COLORADO DEPARTMENT OF EDUCATION**

**SAFETY & DISCIPLINE INDICATORS  
2003-2004 SUSPENSIONS AND EXPULSIONS REPORT  
INCIDENT RATE AND REASONS BY SCHOOL TYPE**


| TYPE                  | STUDENTS<br>DISCIPLINED | EOY<br>STU CT | % RATE | DRUG<br>VIAOLATIONS | ALCOHOL<br>VIOLATIONS | TOBACCO<br>VIOLATIONS | ASSUALTS/<br>FIGHTS | DANGEROU<br>S WEAPONS | ROBBERY | OTHER<br>FELONY | DISOBEY/<br>DEFIANT | DETREMENT<br>BEHAVIOR | DESTROY<br>PROPERTY | REPEATED<br>INTERFERANCE | OTHER<br>CODE OF<br>CONDUCT |     |
|-----------------------|-------------------------|---------------|--------|---------------------|-----------------------|-----------------------|---------------------|-----------------------|---------|-----------------|---------------------|-----------------------|---------------------|--------------------------|-----------------------------|-----|
|                       |                         |               |        |                     |                       |                       |                     |                       |         |                 |                     |                       |                     |                          |                             |     |
| Senior                | Expl.                   | 0             | 56     | 0.0%                | 0                     | 0                     | 0                   | 0                     | 0       | 0               | 0                   | 0                     | 0                   | 0                        | 0                           | 0   |
|                       | RLE.                    | 0             | 56     | 0.0%                | 0                     | 0                     | 0                   | 0                     | 0       | 0               | 0                   | 0                     | 0                   | 0                        | 0                           | 0   |
|                       | Oth.                    | 0             | 56     | 0.0%                | 0                     | 0                     | 0                   | 0                     | 0       | 0               | 0                   | 0                     | 0                   | 0                        | 0                           | 0   |
| Senior                | Susp.                   | 4             | 67     | 6.0%                | 0                     | 0                     | 0                   | 0                     | 0       | 0               | 4                   | 0                     | 0                   | 0                        | 0                           | 0   |
|                       | Expl.                   | 0             | 67     | 0.0%                | 0                     | 0                     | 0                   | 0                     | 0       | 0               | 0                   | 0                     | 0                   | 0                        | 0                           | 0   |
|                       | RLE.                    | 0             | 67     | 0.0%                | 0                     | 0                     | 0                   | 0                     | 0       | 0               | 0                   | 0                     | 0                   | 0                        | 0                           | 0   |
|                       | Oth.                    | 0             | 67     | 0.0%                | 0                     | 0                     | 0                   | 0                     | 0       | 0               | 0                   | 0                     | 0                   | 0                        | 0                           | 0   |
| 1490 District Totals: |                         |               |        |                     |                       |                       |                     |                       |         |                 |                     |                       |                     |                          |                             |     |
|                       | Susp.                   | 4             | 123    | 3.3%                | 0                     | 0                     | 0                   | 0                     | 0       | 0               | 4                   | 0                     | 0                   | 0                        | 0                           | 0   |
|                       | Expl.                   | 0             | 123    | 0.0%                | 0                     | 0                     | 0                   | 0                     | 0       | 0               | 0                   | 0                     | 0                   | 0                        | 0                           | 0   |
|                       | RLE.                    | 0             | 123    | 0.0%                | 0                     | 0                     | 0                   | 0                     | 0       | 0               | 0                   | 0                     | 0                   | 0                        | 0                           | 0   |
|                       | Oth.                    | 0             | 123    | 0.0%                | 0                     | 0                     | 0                   | 0                     | 0       | 0               | 0                   | 0                     | 0                   | 0                        | 0                           | 0   |
| 1500 BURLINGTON RE-6J |                         |               |        |                     |                       |                       |                     |                       |         |                 |                     |                       |                     |                          |                             |     |
| Elementary            | Susp.                   | 39            | 333    | 11.7%               | 0                     | 0                     | 0                   | 33                    | 1       | 0               | 0                   | 2                     | 3                   | 0                        | 0                           | 0   |
|                       | Expl.                   | 0             | 333    | 0.0%                | 0                     | 0                     | 0                   | 0                     | 0       | 0               | 0                   | 0                     | 0                   | 0                        | 0                           | 0   |
|                       | RLE.                    | 0             | 333    | 0.0%                | 0                     | 0                     | 0                   | 0                     | 0       | 0               | 0                   | 0                     | 0                   | 0                        | 0                           | 0   |
|                       | Oth.                    | 4             | 333    | 1.2%                | 0                     | 0                     | 0                   | 0                     | 0       | 0               | 0                   | 0                     | 4                   | 0                        | 0                           | 0   |
| Jr./Middle            | Susp.                   | 52            | 260    | 20.0%               | 0                     | 0                     | 0                   | 16                    | 0       | 0               | 0                   | 12                    | 20                  | 4                        | 0                           | 0   |
|                       | Expl.                   | 0             | 260    | 0.0%                | 0                     | 0                     | 0                   | 0                     | 0       | 0               | 0                   | 0                     | 0                   | 0                        | 0                           | 0   |
|                       | RLE.                    | 0             | 260    | 0.0%                | 0                     | 0                     | 0                   | 0                     | 0       | 0               | 0                   | 0                     | 0                   | 0                        | 0                           | 0   |
|                       | Oth.                    | 0             | 260    | 0.0%                | 0                     | 0                     | 0                   | 0                     | 0       | 0               | 0                   | 0                     | 0                   | 0                        | 0                           | 0   |
| Senior                | Susp.                   | 52            | 259    | 20.1%               | 0                     | 0                     | 0                   | 3                     | 0       | 0               | 0                   | 21                    | 6                   | 0                        | 0                           | 22  |
|                       | Expl.                   | 1             | 259    | 0.4%                | 0                     | 0                     | 0                   | 0                     | 0       | 1               | 0                   | 0                     | 0                   | 0                        | 0                           | 0   |
|                       | RLE.                    | 0             | 259    | 0.0%                | 0                     | 0                     | 0                   | 0                     | 0       | 0               | 0                   | 0                     | 0                   | 0                        | 0                           | 0   |
|                       | Oth.                    | 7             | 259    | 2.7%                | 0                     | 0                     | 0                   | 0                     | 0       | 0               | 0                   | 0                     | 7                   | 0                        | 0                           | 0   |
| 1500 District Totals: |                         |               |        |                     |                       |                       |                     |                       |         |                 |                     |                       |                     |                          |                             |     |
|                       | Susp.                   | 143           | 852    | 16.8%               | 0                     | 0                     | 0                   | 52                    | 1       | 0               | 0                   | 35                    | 29                  | 4                        | 0                           | 22  |
|                       | Expl.                   | 1             | 852    | 0.1%                | 0                     | 0                     | 0                   | 0                     | 0       | 1               | 0                   | 0                     | 0                   | 0                        | 0                           | 0   |
|                       | RLE.                    | 0             | 852    | 0.0%                | 0                     | 0                     | 0                   | 0                     | 0       | 0               | 0                   | 0                     | 0                   | 0                        | 0                           | 0   |
|                       | Oth.                    | 11            | 852    | 1.3%                | 0                     | 0                     | 0                   | 0                     | 0       | 0               | 0                   | 0                     | 11                  | 0                        | 0                           | 0   |
| KIT CARSON Totals:    |                         |               |        |                     |                       |                       |                     |                       |         |                 |                     |                       |                     |                          |                             |     |
|                       | Susp.                   | 192           | 852    | 22.5%               | 0                     | 0                     | 2                   | 55                    | 1       | 0               | 0                   | 45                    | 49                  | 5                        | 0                           | 28  |
|                       | Expl.                   | 2             | 852    | 0.2%                | 1                     | 0                     | 0                   | 0                     | 0       | 1               | 0                   | 0                     | 0                   | 0                        | 0                           | 0   |
|                       | RLE.                    | 1             | 852    | 0.1%                | 0                     | 0                     | 0                   | 0                     | 0       | 0               | 0                   | 1                     | 0                   | 0                        | 0                           | 0   |
|                       | Oth.                    | 11            | 852    | 1.3%                | 0                     | 0                     | 0                   | 0                     | 0       | 0               | 0                   | 0                     | 11                  | 0                        | 0                           | 0   |
| LAKE                  |                         |               |        |                     |                       |                       |                     |                       |         |                 |                     |                       |                     |                          |                             |     |
| 1510 LAKE COUNTY R-1  |                         |               |        |                     |                       |                       |                     |                       |         |                 |                     |                       |                     |                          |                             |     |
| Elementary            | Susp.                   | 27            | 459    | 5.9%                | 0                     | 0                     | 0                   | 0                     | 0       | 0               | 0                   | 5                     | 16                  | 0                        | 0                           | 6   |
|                       | Expl.                   | 0             | 459    | 0.0%                | 0                     | 0                     | 0                   | 0                     | 0       | 0               | 0                   | 0                     | 0                   | 0                        | 0                           | 0   |
|                       | RLE.                    | 0             | 459    | 0.0%                | 0                     | 0                     | 0                   | 0                     | 0       | 0               | 0                   | 0                     | 0                   | 0                        | 0                           | 0   |
|                       | Oth.                    | 0             | 459    | 0.0%                | 0                     | 0                     | 0                   | 0                     | 0       | 0               | 0                   | 0                     | 0                   | 0                        | 0                           | 0   |
| Jr./Middle            | Susp.                   | 533           | 462    | 115.4%              | 2                     | 0                     | 0                   | 0                     | 0       | 0               | 0                   | 238                   | 61                  | 1                        | 0                           | 231 |
|                       | Expl.                   | 0             | 462    | 0.0%                | 0                     | 0                     | 0                   | 0                     | 0       | 0               | 0                   | 0                     | 0                   | 0                        | 0                           | 0   |
|                       | RLE.                    | 2             | 462    | 0.4%                | 2                     | 0                     | 0                   | 0                     | 0       | 0               | 0                   | 0                     | 0                   | 0                        | 0                           | 0   |



**COLORADO DEPARTMENT OF EDUCATION**

**SAFETY & DISCIPLINE INDICATORS  
2003-2004 SUSPENSIONS AND EXPULSIONS REPORT  
INCIDENT RATE AND REASONS BY SCHOOL TYPE**


| TYPE                  | STUDENTS<br>DISCIPLINED | EOY<br>STU CT | % RATE | DRUG<br>VIAOLATIONS | ALCOHOL<br>VIOLATIONS | TOBACCO<br>VIOLATIONS | ASSUALTS/<br>FIGHTS | DANGEROU<br>S WEAPONS | ROBBERY | OTHER<br>FELONY | DISOBEY/<br>DEFIANT | DETREMENT<br>BEHAVIOR | DESTROY<br>PROPERTY | REPEATED<br>INTERFERENCE | OTHER<br>CODE OF<br>CONDUCT |
|-----------------------|-------------------------|---------------|--------|---------------------|-----------------------|-----------------------|---------------------|-----------------------|---------|-----------------|---------------------|-----------------------|---------------------|--------------------------|-----------------------------|
|                       |                         |               |        |                     |                       |                       |                     |                       |         |                 |                     |                       |                     |                          |                             |
| Senior                | 134                     | 342           | 39.2%  | 7                   | 3                     | 17                    | 0                   | 1                     | 0       | 0               | 37                  | 3                     | 0                   | 0                        | 66                          |
| Expl.                 | 0                       | 342           | 0.0%   | 0                   | 0                     | 0                     | 0                   | 0                     | 0       | 0               | 0                   | 0                     | 0                   | 0                        | 0                           |
| RLE.                  | 11                      | 342           | 3.2%   | 7                   | 3                     | 0                     | 0                   | 1                     | 0       | 0               | 0                   | 0                     | 0                   | 0                        | 0                           |
| Oth.                  | 0                       | 342           | 0.0%   | 0                   | 0                     | 0                     | 0                   | 0                     | 0       | 0               | 0                   | 0                     | 0                   | 0                        | 0                           |
| 1510 District Totals: |                         |               |        |                     |                       |                       |                     |                       |         |                 |                     |                       |                     |                          |                             |
| Susp.                 | 694                     | 1263          | 54.9%  | 9                   | 3                     | 17                    | 0                   | 1                     | 0       | 0               | 280                 | 80                    | 1                   | 0                        | 303                         |
| Expl.                 | 0                       | 1263          | 0.0%   | 0                   | 0                     | 0                     | 0                   | 0                     | 0       | 0               | 0                   | 0                     | 0                   | 0                        | 0                           |
| RLE.                  | 13                      | 1263          | 1.0%   | 9                   | 3                     | 0                     | 0                   | 1                     | 0       | 0               | 0                   | 0                     | 0                   | 0                        | 0                           |
| Oth.                  | 0                       | 1263          | 0.0%   | 0                   | 0                     | 0                     | 0                   | 0                     | 0       | 0               | 0                   | 0                     | 0                   | 0                        | 0                           |
| LAKE Totals:          |                         |               |        |                     |                       |                       |                     |                       |         |                 |                     |                       |                     |                          |                             |
| Susp.                 | 694                     | 1263          | 54.9%  | 9                   | 3                     | 17                    | 0                   | 1                     | 0       | 0               | 280                 | 80                    | 1                   | 0                        | 303                         |
| Expl.                 | 0                       | 1263          | 0.0%   | 0                   | 0                     | 0                     | 0                   | 0                     | 0       | 0               | 0                   | 0                     | 0                   | 0                        | 0                           |
| RLE.                  | 13                      | 1263          | 1.0%   | 9                   | 3                     | 0                     | 0                   | 1                     | 0       | 0               | 0                   | 0                     | 0                   | 0                        | 0                           |
| Oth.                  | 0                       | 1263          | 0.0%   | 0                   | 0                     | 0                     | 0                   | 0                     | 0       | 0               | 0                   | 0                     | 0                   | 0                        | 0                           |
| LA PLATA              |                         |               |        |                     |                       |                       |                     |                       |         |                 |                     |                       |                     |                          |                             |
| 1520 DURANGO 9-R      |                         |               |        |                     |                       |                       |                     |                       |         |                 |                     |                       |                     |                          |                             |
| Elementary            | 94                      | 1821          | 5.2%   | 2                   | 0                     | 0                     | 11                  | 0                     | 0       | 0               | 33                  | 36                    | 0                   | 3                        | 2                           |
| Expl.                 | 0                       | 1821          | 0.0%   | 0                   | 0                     | 0                     | 0                   | 0                     | 0       | 0               | 0                   | 0                     | 0                   | 0                        | 0                           |
| RLE.                  | 2                       | 1821          | 0.1%   | 2                   | 0                     | 0                     | 0                   | 0                     | 0       | 0               | 0                   | 0                     | 0                   | 0                        | 0                           |
| Oth.                  | 19                      | 1821          | 1.0%   | 0                   | 0                     | 0                     | 0                   | 0                     | 0       | 0               | 4                   | 15                    | 0                   | 0                        | 0                           |
| Jr./Middle            | 239                     | 1092          | 21.9%  | 0                   | 5                     | 4                     | 56                  | 4                     | 0       | 0               | 78                  | 88                    | 3                   | 0                        | 0                           |
| Expl.                 | 9                       | 1092          | 0.8%   | 0                   | 1                     | 0                     | 0                   | 1                     | 0       | 0               | 1                   | 3                     | 2                   | 1                        | 0                           |
| RLE.                  | 34                      | 1092          | 3.1%   | 0                   | 0                     | 3                     | 13                  | 5                     | 0       | 0               | 2                   | 9                     | 2                   | 0                        | 0                           |
| Oth.                  | 119                     | 1092          | 10.9%  | 0                   | 0                     | 0                     | 3                   | 0                     | 0       | 0               | 14                  | 96                    | 6                   | 0                        | 0                           |
| Senior                | 114                     | 2015          | 5.7%   | 10                  | 14                    | 7                     | 27                  | 0                     | 0       | 6               | 33                  | 6                     | 2                   | 1                        | 6                           |
| Expl.                 | 25                      | 2015          | 1.2%   | 4                   | 0                     | 0                     | 0                   | 9                     | 0       | 6               | 5                   | 0                     | 0                   | 0                        | 1                           |
| RLE.                  | 39                      | 2015          | 1.9%   | 7                   | 10                    | 0                     | 2                   | 7                     | 0       | 5               | 1                   | 6                     | 0                   | 1                        | 0                           |
| Oth.                  | 0                       | 2015          | 0.0%   | 0                   | 0                     | 0                     | 0                   | 0                     | 0       | 0               | 0                   | 0                     | 0                   | 0                        | 0                           |
| 1520 District Totals: |                         |               |        |                     |                       |                       |                     |                       |         |                 |                     |                       |                     |                          |                             |
| Susp.                 | 447                     | 4928          | 9.1%   | 12                  | 19                    | 11                    | 94                  | 4                     | 0       | 6               | 144                 | 130                   | 5                   | 4                        | 8                           |
| Expl.                 | 34                      | 4928          | 0.7%   | 4                   | 1                     | 0                     | 0                   | 10                    | 0       | 6               | 6                   | 3                     | 2                   | 1                        | 1                           |
| RLE.                  | 75                      | 4928          | 1.5%   | 9                   | 10                    | 3                     | 15                  | 8                     | 0       | 5               | 3                   | 15                    | 2                   | 1                        | 0                           |
| Oth.                  | 138                     | 4928          | 2.8%   | 0                   | 0                     | 0                     | 3                   | 0                     | 0       | 0               | 18                  | 111                   | 6                   | 0                        | 0                           |
| 1530 BAYFIELD 10 JT-R |                         |               |        |                     |                       |                       |                     |                       |         |                 |                     |                       |                     |                          |                             |
| Elementary            | 18                      | 535           | 3.4%   | 0                   | 0                     | 0                     | 3                   | 1                     | 0       | 0               | 1                   | 1                     | 2                   | 0                        | 0                           |
| Expl.                 | 0                       | 535           | 0.0%   | 0                   | 0                     | 0                     | 0                   | 0                     | 0       | 0               | 0                   | 0                     | 0                   | 0                        | 0                           |
| RLE.                  | 0                       | 535           | 0.0%   | 0                   | 0                     | 0                     | 0                   | 0                     | 0       | 0               | 0                   | 0                     | 0                   | 0                        | 0                           |
| Oth.                  | 0                       | 535           | 0.0%   | 0                   | 0                     | 0                     | 0                   | 0                     | 0       | 0               | 0                   | 0                     | 0                   | 0                        | 0                           |
| Jr./Middle            | 170                     | 370           | 45.9%  | 1                   | 0                     | 0                     | 0                   | 0                     | 0       | 0               | 27                  | 42                    | 1                   | 0                        | 21                          |
| Expl.                 | 5                       | 370           | 1.4%   | 1                   | 0                     | 0                     | 0                   | 2                     | 0       | 0               | 0                   | 0                     | 0                   | 0                        | 0                           |
| RLE.                  | 5                       | 370           | 1.4%   | 0                   | 0                     | 0                     | 0                   | 1                     | 0       | 0               | 1                   | 1                     | 0                   | 0                        | 0                           |
| Oth.                  | 0                       | 370           | 0.0%   | 0                   | 0                     | 0                     | 0                   | 0                     | 0       | 0               | 0                   | 0                     | 0                   | 0                        | 0                           |



**COLORADO DEPARTMENT OF EDUCATION**

**SAFETY & DISCIPLINE INDICATORS  
2003-2004 SUSPENSIONS AND EXPULSIONS REPORT  
INCIDENT RATE AND REASONS BY SCHOOL TYPE**


|                       | TYPE  | STUDENTS    |        |               | DRUG<br>VIOLATIONS | ALCOHOL<br>VIOLATIONS | TOBACCO<br>VIOLATIONS | ASSUALTS/<br>FIGHTS | DANGEROU<br>S WEAPONS | ROBBERY | OTHER<br>FELONY | DISOBEY/<br>DEFIANT | DETREMENT<br>BEHAVIOR | DESTROY<br>PROPERTY | REPEATED<br>INTERFERANCE | OTHER<br>CODE OF<br>CONDUCT |
|-----------------------|-------|-------------|--------|---------------|--------------------|-----------------------|-----------------------|---------------------|-----------------------|---------|-----------------|---------------------|-----------------------|---------------------|--------------------------|-----------------------------|
|                       |       | DISCIPLINED | STU CT | EOY<br>% RATE |                    |                       |                       |                     |                       |         |                 |                     |                       |                     |                          |                             |
| Senior                | Susp. | 62          | 394    | 15.7%         | 0                  | 0                     | 8                     | 1                   | 0                     | 2       | 0               | 6                   | 1                     | 2                   | 0                        |                             |
|                       | Expl. | 4           | 394    | 1.0%          | 0                  | 0                     | 0                     | 0                   | 1                     | 0       | 0               | 0                   | 0                     | 2                   | 0                        |                             |
|                       | RLE.  | 4           | 394    | 1.0%          | 0                  | 0                     | 0                     | 0                   | 1                     | 0       | 0               | 0                   | 0                     | 2                   | 0                        |                             |
|                       | Oth.  | 9           | 394    | 2.3%          | 0                  | 0                     | 0                     | 0                   | 0                     | 0       | 0               | 0                   | 0                     | 0                   | 0                        |                             |
| 1530 District Totals: |       |             |        |               |                    |                       |                       |                     |                       |         |                 |                     |                       |                     |                          |                             |
|                       | Susp. | 250         | 1299   | 19.2%         | 1                  | 0                     | 8                     | 4                   | 1                     | 2       | 0               | 34                  | 49                    | 4                   | 2                        | 21                          |
|                       | Expl. | 9           | 1299   | 0.7%          | 1                  | 0                     | 0                     | 0                   | 3                     | 0       | 0               | 0                   | 0                     | 2                   | 0                        |                             |
|                       | RLE.  | 9           | 1299   | 0.7%          | 0                  | 0                     | 0                     | 0                   | 3                     | 0       | 0               | 1                   | 1                     | 2                   | 0                        |                             |
|                       | Oth.  | 9           | 1299   | 0.7%          | 0                  | 0                     | 0                     | 0                   | 0                     | 0       | 0               | 0                   | 0                     | 0                   | 0                        |                             |
| 1540 IGNACIO 11 JT    |       |             |        |               |                    |                       |                       |                     |                       |         |                 |                     |                       |                     |                          |                             |
| Elementary            | Susp. | 82          | 379    | 21.6%         | 0                  | 0                     | 0                     | 2                   | 0                     | 0       | 0               | 25                  | 10                    | 0                   | 6                        | 38                          |
|                       | Expl. | 0           | 379    | 0.0%          | 0                  | 0                     | 0                     | 0                   | 0                     | 0       | 0               | 0                   | 0                     | 0                   | 0                        |                             |
|                       | RLE.  | 1           | 379    | 0.3%          | 0                  | 0                     | 0                     | 1                   | 0                     | 0       | 0               | 0                   | 0                     | 0                   | 0                        |                             |
|                       | Oth.  | 21          | 379    | 5.5%          | 0                  | 0                     | 0                     | 0                   | 0                     | 0       | 0               | 0                   | 11                    | 0                   | 10                       |                             |
| Jr./Middle            | Susp. | 176         | 148    | 118.9%        | 4                  | 0                     | 0                     | 0                   | 0                     | 0       | 0               | 30                  | 67                    | 0                   | 0                        |                             |
|                       | Expl. | 2           | 148    | 1.4%          | 0                  | 0                     | 0                     | 0                   | 0                     | 0       | 0               | 0                   | 0                     | 0                   | 0                        |                             |
|                       | RLE.  | 6           | 148    | 4.1%          | 4                  | 0                     | 0                     | 0                   | 0                     | 0       | 0               | 0                   | 0                     | 0                   | 0                        |                             |
|                       | Oth.  | 56          | 148    | 37.8%         | 0                  | 0                     | 0                     | 0                   | 0                     | 0       | 0               | 49                  | 0                     | 7                   | 0                        |                             |
| Senior                | Susp. | 138         | 291    | 47.4%         | 0                  | 1                     | 1                     | 2                   | 0                     | 0       | 0               | 9                   | 45                    | 2                   | 0                        | 70                          |
|                       | Expl. | 2           | 291    | 0.7%          | 0                  | 0                     | 0                     | 0                   | 0                     | 0       | 0               | 0                   | 0                     | 1                   | 1                        |                             |
|                       | RLE.  | 4           | 291    | 1.4%          | 0                  | 0                     | 0                     | 2                   | 0                     | 0       | 0               | 0                   | 0                     | 1                   | 1                        |                             |
|                       | Oth.  | 47          | 291    | 16.2%         | 0                  | 0                     | 0                     | 0                   | 0                     | 0       | 0               | 37                  | 1                     | 0                   | 8                        |                             |
| 1540 District Totals: |       |             |        |               |                    |                       |                       |                     |                       |         |                 |                     |                       |                     |                          |                             |
|                       | Susp. | 396         | 818    | 48.4%         | 4                  | 1                     | 1                     | 4                   | 0                     | 0       | 0               | 64                  | 122                   | 2                   | 6                        | 108                         |
|                       | Expl. | 4           | 818    | 0.5%          | 0                  | 0                     | 0                     | 0                   | 0                     | 0       | 0               | 0                   | 0                     | 1                   | 1                        |                             |
|                       | RLE.  | 11          | 818    | 1.3%          | 4                  | 0                     | 0                     | 3                   | 0                     | 0       | 0               | 0                   | 0                     | 1                   | 1                        |                             |
|                       | Oth.  | 124         | 818    | 15.2%         | 0                  | 0                     | 0                     | 0                   | 0                     | 0       | 0               | 49                  | 48                    | 8                   | 0                        |                             |
| LA PLATA Totals:      |       |             |        |               |                    |                       |                       |                     |                       |         |                 |                     |                       |                     |                          |                             |
|                       | Susp. | 1093        | 7045   | 15.5%         | 17                 | 20                    | 20                    | 102                 | 5                     | 2       | 6               | 242                 | 301                   | 11                  | 12                       | 137                         |
|                       | Expl. | 47          | 7045   | 0.7%          | 5                  | 1                     | 0                     | 0                   | 13                    | 0       | 6               | 6                   | 3                     | 3                   | 4                        |                             |
|                       | RLE.  | 95          | 7045   | 1.3%          | 13                 | 10                    | 3                     | 18                  | 14                    | 0       | 5               | 4                   | 16                    | 3                   | 4                        |                             |
|                       | Oth.  | 271         | 7045   | 3.8%          | 0                  | 0                     | 0                     | 3                   | 0                     | 0       | 0               | 67                  | 159                   | 14                  | 0                        |                             |
| LARIMER               |       |             |        |               |                    |                       |                       |                     |                       |         |                 |                     |                       |                     |                          |                             |
| 1550 POUFRE R-1       |       |             |        |               |                    |                       |                       |                     |                       |         |                 |                     |                       |                     |                          |                             |
| Elementary            | Susp. | 137         | 12870  | 1.1%          | 0                  | 0                     | 1                     | 0                   | 0                     | 0       | 0               | 16                  | 0                     | 0                   | 120                      |                             |
|                       | Expl. | 0           | 12870  | 0.0%          | 0                  | 0                     | 0                     | 0                   | 0                     | 0       | 0               | 0                   | 0                     | 0                   | 0                        |                             |
|                       | RLE.  | 6           | 12870  | 0.0%          | 0                  | 0                     | 0                     | 1                   | 0                     | 0       | 1               | 0                   | 0                     | 0                   | 4                        |                             |
|                       | Oth.  | 0           | 12870  | 0.0%          | 0                  | 0                     | 0                     | 0                   | 0                     | 0       | 0               | 0                   | 0                     | 0                   | 0                        |                             |
| Jr./Middle            | Susp. | 1366        | 6389   | 21.4%         | 21                 | 10                    | 24                    | 2                   | 0                     | 1       | 144             | 0                   | 8                     | 0                   | 1156                     |                             |
|                       | Expl. | 5           | 6389   | 0.1%          | 1                  | 0                     | 0                     | 0                   | 2                     | 0       | 0               | 0                   | 0                     | 0                   | 2                        |                             |
|                       | RLE.  | 36          | 6389   | 0.6%          | 1                  | 8                     | 1                     | 1                   | 0                     | 0       | 0               | 0                   | 0                     | 0                   | 25                       |                             |
|                       | Oth.  | 0           | 6389   | 0.0%          | 0                  | 0                     | 0                     | 0                   | 0                     | 0       | 0               | 0                   | 0                     | 0                   | 0                        |                             |
| Senior                | Susp. | 833         | 7652   | 10.9%         | 41                 | 58                    | 26                    | 7                   | 0                     | 4       | 1               | 446                 | 17                    | 3                   | 220                      |                             |
|                       | Expl. | 11          | 7652   | 0.1%          | 1                  | 0                     | 0                     | 0                   | 9                     | 0       | 0               | 1                   | 0                     | 0                   | 0                        |                             |



**COLORADO DEPARTMENT OF EDUCATION**

**SAFETY & DISCIPLINE INDICATORS  
2003-2004 SUSPENSIONS AND EXPULSIONS REPORT  
INCIDENT RATE AND REASONS BY SCHOOL TYPE**

| TYPE                       | STUDENTS    |        | % RATE | DRUG<br>VIAOLATIONS | ALCOHOL<br>VIOLATIONS | TOBACCO<br>VIOLATIONS | ASSUALTS/<br>FIGHTS | DANGEROU<br>S WEAPONS | ROBBERY | OTHER<br>FELONY | DISOBEY/<br>DEFIANT | DETREMENT<br>BEHAVIOR | DESTROY<br>PROPERTY | REPEATED<br>INTERFERANCE | OTHER<br>CODE OF<br>CONDUCT |
|----------------------------|-------------|--------|--------|---------------------|-----------------------|-----------------------|---------------------|-----------------------|---------|-----------------|---------------------|-----------------------|---------------------|--------------------------|-----------------------------|
|                            | DISCIPLINED | STU CT |        |                     |                       |                       |                     |                       |         |                 |                     |                       |                     |                          |                             |
| RLE.                       | 32          | 7652   | 0.4%   | 6                   | 10                    | 5                     | 0                   | 2                     | 0       | 1               | 0                   | 0                     | 0                   | 0                        | 8                           |
| Oth.                       | 0           | 7652   | 0.0%   | 0                   | 0                     | 0                     | 0                   | 0                     | 0       | 0               | 0                   | 0                     | 0                   | 0                        | 0                           |
| 1550 District Totals:      |             |        |        |                     |                       |                       |                     |                       |         |                 |                     |                       |                     |                          |                             |
| Susp.                      | 2336        | 26911  | 8.7%   | 62                  | 68                    | 51                    | 9                   | 0                     | 4       | 2               | 606                 | 17                    | 11                  | 0                        | 1496                        |
| Expl.                      | 16          | 26911  | 0.1%   | 2                   | 0                     | 0                     | 0                   | 11                    | 0       | 0               | 1                   | 0                     | 0                   | 0                        | 2                           |
| RLE.                       | 74          | 26911  | 0.3%   | 7                   | 18                    | 6                     | 2                   | 4                     | 0       | 1               | 1                   | 0                     | 0                   | 0                        | 37                          |
| Oth.                       | 0           | 26911  | 0.0%   | 0                   | 0                     | 0                     | 0                   | 0                     | 0       | 0               | 0                   | 0                     | 0                   | 0                        | 0                           |
| 1560 THOMPSON R-2J         |             |        |        |                     |                       |                       |                     |                       |         |                 |                     |                       |                     |                          |                             |
| Elementary                 | Susp.       | 129    | 6521   | 2.0%                | 0                     | 0                     | 0                   | 0                     | 0       | 0               | 22                  | 91                    | 1                   | 0                        | 15                          |
|                            | Expl.       | 0      | 6521   | 0.0%                | 0                     | 0                     | 0                   | 0                     | 0       | 0               | 0                   | 0                     | 0                   | 0                        | 0                           |
|                            | RLE.        | 0      | 6521   | 0.0%                | 0                     | 0                     | 0                   | 0                     | 0       | 0               | 0                   | 0                     | 0                   | 0                        | 0                           |
|                            | Oth.        | 0      | 6521   | 0.0%                | 0                     | 0                     | 0                   | 0                     | 0       | 0               | 0                   | 0                     | 0                   | 0                        | 0                           |
| Jr./Middle                 | Susp.       | 1386   | 3938   | 35.2%               | 2                     | 1                     | 15                  | 0                     | 3       | 0               | 432                 | 609                   | 8                   | 5                        | 216                         |
|                            | Expl.       | 18     | 3938   | 0.5%                | 9                     | 0                     | 0                   | 0                     | 1       | 0               | 1                   | 5                     | 0                   | 0                        | 1                           |
|                            | RLE.        | 49     | 3938   | 1.2%                | 6                     | 1                     | 5                   | 0                     | 1       | 0               | 1                   | 9                     | 2                   | 0                        | 2                           |
|                            | Oth.        | 0      | 3938   | 0.0%                | 0                     | 0                     | 0                   | 0                     | 0       | 0               | 0                   | 0                     | 0                   | 0                        | 0                           |
| Senior                     | Susp.       | 588    | 5605   | 10.5%               | 38                    | 11                    | 27                  | 2                     | 1       | 0               | 185                 | 140                   | 7                   | 1                        | 110                         |
|                            | Expl.       | 7      | 5605   | 0.1%                | 3                     | 1                     | 0                   | 0                     | 1       | 0               | 0                   | 1                     | 1                   | 0                        | 0                           |
|                            | RLE.        | 100    | 5605   | 1.8%                | 18                    | 4                     | 9                   | 0                     | 1       | 0               | 0                   | 17                    | 1                   | 0                        | 2                           |
|                            | Oth.        | 0      | 5605   | 0.0%                | 0                     | 0                     | 0                   | 0                     | 0       | 0               | 0                   | 0                     | 0                   | 0                        | 0                           |
| 1560 District Totals:      |             |        |        |                     |                       |                       |                     |                       |         |                 |                     |                       |                     |                          |                             |
| Susp.                      | 2103        | 16064  | 13.1%  | 40                  | 12                    | 42                    | 2                   | 4                     | 0       | 0               | 639                 | 840                   | 16                  | 6                        | 341                         |
| Expl.                      | 25          | 16064  | 0.2%   | 12                  | 1                     | 0                     | 0                   | 2                     | 0       | 1               | 0                   | 6                     | 1                   | 0                        | 1                           |
| RLE.                       | 149         | 16064  | 0.9%   | 24                  | 5                     | 14                    | 0                   | 2                     | 0       | 1               | 1                   | 26                    | 3                   | 0                        | 4                           |
| Oth.                       | 0           | 16064  | 0.0%   | 0                   | 0                     | 0                     | 0                   | 0                     | 0       | 0               | 0                   | 0                     | 0                   | 0                        | 0                           |
| 1570 PARK (ESTES PARK) R-3 |             |        |        |                     |                       |                       |                     |                       |         |                 |                     |                       |                     |                          |                             |
| Elementary                 | Susp.       | 28     | 708    | 4.0%                | 0                     | 0                     | 0                   | 8                     | 3       | 1               | 0                   | 5                     | 11                  | 0                        | 0                           |
|                            | Expl.       | 0      | 708    | 0.0%                | 0                     | 0                     | 0                   | 0                     | 0       | 0               | 0                   | 0                     | 0                   | 0                        | 0                           |
|                            | RLE.        | 0      | 708    | 0.0%                | 0                     | 0                     | 0                   | 0                     | 0       | 0               | 0                   | 0                     | 0                   | 0                        | 0                           |
|                            | Oth.        | 26     | 708    | 3.7%                | 0                     | 0                     | 0                   | 6                     | 0       | 0               | 9                   | 11                    | 0                   | 0                        | 0                           |
| Jr./Middle                 | Susp.       | 273    | 384    | 71.1%               | 0                     | 1                     | 3                   | 56                    | 0       | 3               | 0                   | 153                   | 51                  | 6                        | 0                           |
|                            | Expl.       | 3      | 384    | 0.8%                | 1                     | 0                     | 0                   | 0                     | 0       | 0               | 2                   | 0                     | 0                   | 0                        | 0                           |
|                            | RLE.        | 1      | 384    | 0.3%                | 0                     | 0                     | 0                   | 0                     | 0       | 1               | 0                   | 0                     | 0                   | 0                        | 0                           |
|                            | Oth.        | 184    | 384    | 47.9%               | 0                     | 0                     | 0                   | 4                     | 0       | 2               | 0                   | 138                   | 30                  | 10                       | 0                           |
| Senior                     | Susp.       | 77     | 449    | 17.1%               | 0                     | 1                     | 3                   | 11                    | 0       | 3               | 0                   | 57                    | 2                   | 0                        | 0                           |
|                            | Expl.       | 1      | 449    | 0.2%                | 1                     | 0                     | 0                   | 0                     | 0       | 0               | 0                   | 0                     | 0                   | 0                        | 0                           |
|                            | RLE.        | 0      | 449    | 0.0%                | 0                     | 0                     | 0                   | 0                     | 0       | 0               | 0                   | 0                     | 0                   | 0                        | 0                           |
|                            | Oth.        | 180    | 449    | 40.1%               | 0                     | 0                     | 0                   | 0                     | 0       | 2               | 0                   | 158                   | 20                  | 0                        | 0                           |
| 1570 District Totals:      |             |        |        |                     |                       |                       |                     |                       |         |                 |                     |                       |                     |                          |                             |
| Susp.                      | 378         | 1541   | 24.5%  | 0                   | 2                     | 6                     | 75                  | 3                     | 7       | 0               | 215                 | 64                    | 6                   | 0                        | 0                           |
| Expl.                      | 4           | 1541   | 0.3%   | 2                   | 0                     | 0                     | 0                   | 0                     | 0       | 0               | 2                   | 0                     | 0                   | 0                        | 0                           |
| RLE.                       | 1           | 1541   | 0.1%   | 0                   | 0                     | 0                     | 0                   | 0                     | 1       | 0               | 0                   | 0                     | 0                   | 0                        | 0                           |
| Oth.                       | 390         | 1541   | 25.3%  | 0                   | 0                     | 0                     | 10                  | 0                     | 4       | 0               | 305                 | 61                    | 10                  | 0                        | 0                           |
| LARIMER Totals:            |             |        |        |                     |                       |                       |                     |                       |         |                 |                     |                       |                     |                          |                             |
| Susp.                      | 4817        | 44516  | 10.8%  | 102                 | 82                    | 99                    | 86                  | 7                     | 11      | 2               | 1460                | 921                   | 33                  | 6                        | 1837                        |








**COLORADO DEPARTMENT OF EDUCATION**

**SAFETY & DISCIPLINE INDICATORS  
2003-2004 SUSPENSIONS AND EXPULSIONS REPORT  
INCIDENT RATE AND REASONS BY SCHOOL TYPE**


|                             | TYPE  | STUDENTS<br>DISCIPLINED | EOY<br>STU CT | %<br>RATE | DRUG<br>VIAOLATIONS | ALCOHOL<br>VIOLATIONS | TOBACCO<br>VIOLATIONS | ASSUALTS/<br>FIGHTS | DANGEROU<br>S WEAPONS | ROBBERY | OTHER<br>FELONY | DISOBEY/<br>DEFIANT | DETREMENT<br>BEHAVIOR | DESTROY<br>PROPERTY | REPEATED<br>INTERFERENCE | OTHER<br>CODE OF<br>CONDUCT |
|-----------------------------|-------|-------------------------|---------------|-----------|---------------------|-----------------------|-----------------------|---------------------|-----------------------|---------|-----------------|---------------------|-----------------------|---------------------|--------------------------|-----------------------------|
|                             | Oth.  | 0                       | 84            | 0.0%      | 0                   | 0                     | 0                     | 0                   | 0                     | 0       | 0               | 0                   | 0                     | 0                   | 0                        | 0                           |
| Senior                      | Susp. | 11                      | 118           | 9.3%      | 0                   | 0                     | 1                     | 0                   | 0                     | 0       | 0               | 0                   | 3                     | 0                   | 0                        | 7                           |
|                             | Expl. | 0                       | 118           | 0.0%      | 0                   | 0                     | 0                     | 0                   | 0                     | 0       | 0               | 0                   | 0                     | 0                   | 0                        | 0                           |
|                             | RLE.  | 0                       | 118           | 0.0%      | 0                   | 0                     | 0                     | 0                   | 0                     | 0       | 0               | 0                   | 0                     | 0                   | 0                        | 0                           |
|                             | Oth.  | 0                       | 118           | 0.0%      | 0                   | 0                     | 0                     | 0                   | 0                     | 0       | 0               | 0                   | 0                     | 0                   | 0                        | 0                           |
| 1600 District Totals:       |       |                         |               |           |                     |                       |                       |                     |                       |         |                 |                     |                       |                     |                          |                             |
|                             | Susp. | 39                      | 393           | 9.9%      | 0                   | 0                     | 1                     | 2                   | 1                     | 0       | 0               | 3                   | 10                    | 0                   | 0                        | 8                           |
|                             | Expl. | 0                       | 393           | 0.0%      | 0                   | 0                     | 0                     | 0                   | 0                     | 0       | 0               | 0                   | 0                     | 0                   | 0                        | 0                           |
|                             | RLE.  | 0                       | 393           | 0.0%      | 0                   | 0                     | 0                     | 0                   | 0                     | 0       | 0               | 0                   | 0                     | 0                   | 0                        | 0                           |
|                             | Oth.  | 0                       | 393           | 0.0%      | 0                   | 0                     | 0                     | 0                   | 0                     | 0       | 0               | 0                   | 0                     | 0                   | 0                        | 0                           |
| 1620 AGUILAR REORGANIZED 6  |       |                         |               |           |                     |                       |                       |                     |                       |         |                 |                     |                       |                     |                          |                             |
| Elementary                  | Susp. | 6                       | 111           | 5.4%      | 0                   | 0                     | 0                     | 0                   | 0                     | 0       | 0               | 3                   | 3                     | 0                   | 0                        | 0                           |
|                             | Expl. | 0                       | 111           | 0.0%      | 0                   | 0                     | 0                     | 0                   | 0                     | 0       | 0               | 0                   | 0                     | 0                   | 0                        | 0                           |
|                             | RLE.  | 0                       | 111           | 0.0%      | 0                   | 0                     | 0                     | 0                   | 0                     | 0       | 0               | 0                   | 0                     | 0                   | 0                        | 0                           |
|                             | Oth.  | 13                      | 111           | 11.7%     | 0                   | 0                     | 0                     | 0                   | 0                     | 0       | 0               | 9                   | 0                     | 0                   | 0                        | 4                           |
| Senior                      | Susp. | 21                      | 92            | 22.8%     | 0                   | 0                     | 0                     | 7                   | 0                     | 0       | 0               | 9                   | 5                     | 0                   | 0                        | 0                           |
|                             | Expl. | 0                       | 92            | 0.0%      | 0                   | 0                     | 0                     | 0                   | 0                     | 0       | 0               | 0                   | 0                     | 0                   | 0                        | 0                           |
|                             | RLE.  | 0                       | 92            | 0.0%      | 0                   | 0                     | 0                     | 0                   | 0                     | 0       | 0               | 0                   | 0                     | 0                   | 0                        | 0                           |
|                             | Oth.  | 24                      | 92            | 26.1%     | 0                   | 0                     | 0                     | 0                   | 0                     | 0       | 0               | 9                   | 15                    | 0                   | 0                        | 0                           |
| 1620 District Totals:       |       |                         |               |           |                     |                       |                       |                     |                       |         |                 |                     |                       |                     |                          |                             |
|                             | Susp. | 27                      | 203           | 13.3%     | 0                   | 0                     | 0                     | 7                   | 0                     | 0       | 0               | 12                  | 8                     | 0                   | 0                        | 0                           |
|                             | Expl. | 0                       | 203           | 0.0%      | 0                   | 0                     | 0                     | 0                   | 0                     | 0       | 0               | 0                   | 0                     | 0                   | 0                        | 0                           |
|                             | RLE.  | 0                       | 203           | 0.0%      | 0                   | 0                     | 0                     | 0                   | 0                     | 0       | 0               | 0                   | 0                     | 0                   | 0                        | 0                           |
|                             | Oth.  | 37                      | 203           | 18.2%     | 0                   | 0                     | 0                     | 0                   | 0                     | 0       | 0               | 18                  | 15                    | 0                   | 0                        | 4                           |
| 1750 BRANSON REORGANIZED 82 |       |                         |               |           |                     |                       |                       |                     |                       |         |                 |                     |                       |                     |                          |                             |
| Elementary                  | Susp. | 0                       | 19            | 0.0%      | 0                   | 0                     | 0                     | 0                   | 0                     | 0       | 0               | 0                   | 0                     | 0                   | 0                        | 0                           |
|                             | Expl. | 0                       | 19            | 0.0%      | 0                   | 0                     | 0                     | 0                   | 0                     | 0       | 0               | 0                   | 0                     | 0                   | 0                        | 0                           |
|                             | RLE.  | 0                       | 19            | 0.0%      | 0                   | 0                     | 0                     | 0                   | 0                     | 0       | 0               | 0                   | 0                     | 0                   | 0                        | 0                           |
|                             | Oth.  | 0                       | 19            | 0.0%      | 0                   | 0                     | 0                     | 0                   | 0                     | 0       | 0               | 0                   | 0                     | 0                   | 0                        | 0                           |
| Senior                      | Susp. | 0                       | 1099          | 0.0%      | 0                   | 0                     | 0                     | 0                   | 0                     | 0       | 0               | 0                   | 0                     | 0                   | 0                        | 0                           |
|                             | Expl. | 0                       | 1099          | 0.0%      | 0                   | 0                     | 0                     | 0                   | 0                     | 0       | 0               | 0                   | 0                     | 0                   | 0                        | 0                           |
|                             | RLE.  | 0                       | 1099          | 0.0%      | 0                   | 0                     | 0                     | 0                   | 0                     | 0       | 0               | 0                   | 0                     | 0                   | 0                        | 0                           |
|                             | Oth.  | 0                       | 1099          | 0.0%      | 0                   | 0                     | 0                     | 0                   | 0                     | 0       | 0               | 0                   | 0                     | 0                   | 0                        | 0                           |
| 1750 District Totals:       |       |                         |               |           |                     |                       |                       |                     |                       |         |                 |                     |                       |                     |                          |                             |
|                             | Susp. | 0                       | 1118          | 0.0%      | 0                   | 0                     | 0                     | 0                   | 0                     | 0       | 0               | 0                   | 0                     | 0                   | 0                        | 0                           |
|                             | Expl. | 0                       | 1118          | 0.0%      | 0                   | 0                     | 0                     | 0                   | 0                     | 0       | 0               | 0                   | 0                     | 0                   | 0                        | 0                           |
|                             | RLE.  | 0                       | 1118          | 0.0%      | 0                   | 0                     | 0                     | 0                   | 0                     | 0       | 0               | 0                   | 0                     | 0                   | 0                        | 0                           |
|                             | Oth.  | 0                       | 1118          | 0.0%      | 0                   | 0                     | 0                     | 0                   | 0                     | 0       | 0               | 0                   | 0                     | 0                   | 0                        | 0                           |
| 1760 KIM REORGANIZED 88     |       |                         |               |           |                     |                       |                       |                     |                       |         |                 |                     |                       |                     |                          |                             |
| Elementary                  | Susp. | 0                       | 33            | 0.0%      | 0                   | 0                     | 0                     | 0                   | 0                     | 0       | 0               | 0                   | 0                     | 0                   | 0                        | 0                           |
|                             | Expl. | 0                       | 33            | 0.0%      | 0                   | 0                     | 0                     | 0                   | 0                     | 0       | 0               | 0                   | 0                     | 0                   | 0                        | 0                           |
|                             | RLE.  | 0                       | 33            | 0.0%      | 0                   | 0                     | 0                     | 0                   | 0                     | 0       | 0               | 0                   | 0                     | 0                   | 0                        | 0                           |
|                             | Oth.  | 0                       | 33            | 0.0%      | 0                   | 0                     | 0                     | 0                   | 0                     | 0       | 0               | 0                   | 0                     | 0                   | 0                        | 0                           |
| Senior                      | Susp. | 0                       | 27            | 0.0%      | 0                   | 0                     | 0                     | 0                   | 0                     | 0       | 0               | 0                   | 0                     | 0                   | 0                        | 0                           |
|                             | Expl. | 0                       | 27            | 0.0%      | 0                   | 0                     | 0                     | 0                   | 0                     | 0       | 0               | 0                   | 0                     | 0                   | 0                        | 0                           |



**COLORADO DEPARTMENT OF EDUCATION**

**SAFETY & DISCIPLINE INDICATORS  
2003-2004 SUSPENSIONS AND EXPULSIONS REPORT  
INCIDENT RATE AND REASONS BY SCHOOL TYPE**


| TYPE                  | STUDENTS    |        | % RATE | DRUG<br>VIAOLATIONS | ALCOHOL<br>VIOLATIONS | TOBACCO<br>VIOLATIONS | ASSUALTS/<br>FIGHTS | DANGEROU<br>S WEAPONS | ROBBERY | OTHER<br>FELONY | DISOBEY/<br>DEFIANT | DETREMENT<br>BEHAVIOR | DESTROY<br>PROPERTY | REPEATED<br>INTERFERANCE | OTHER<br>CODE OF<br>CONDUCT |               |
|-----------------------|-------------|--------|--------|---------------------|-----------------------|-----------------------|---------------------|-----------------------|---------|-----------------|---------------------|-----------------------|---------------------|--------------------------|-----------------------------|---------------|
|                       | DISCIPLINED | STU CT |        |                     |                       |                       |                     |                       |         |                 |                     |                       |                     |                          |                             | EOY<br>% RATE |
| RLE.                  | 0           | 27     | 0.0%   | 0                   | 0                     | 0                     | 0                   | 0                     | 0       | 0               | 0                   | 0                     | 0                   | 0                        | 0                           |               |
| Oth.                  | 0           | 27     | 0.0%   | 0                   | 0                     | 0                     | 0                   | 0                     | 0       | 0               | 0                   | 0                     | 0                   | 0                        | 0                           |               |
| 1760 District Totals: |             |        |        |                     |                       |                       |                     |                       |         |                 |                     |                       |                     |                          |                             |               |
| Susp.                 | 0           | 60     | 0.0%   | 0                   | 0                     | 0                     | 0                   | 0                     | 0       | 0               | 0                   | 0                     | 0                   | 0                        | 0                           |               |
| Expl.                 | 0           | 60     | 0.0%   | 0                   | 0                     | 0                     | 0                   | 0                     | 0       | 0               | 0                   | 0                     | 0                   | 0                        | 0                           |               |
| RLE.                  | 0           | 60     | 0.0%   | 0                   | 0                     | 0                     | 0                   | 0                     | 0       | 0               | 0                   | 0                     | 0                   | 0                        | 0                           |               |
| Oth.                  | 0           | 60     | 0.0%   | 0                   | 0                     | 0                     | 0                   | 0                     | 0       | 0               | 0                   | 0                     | 0                   | 0                        | 0                           |               |
| LAS ANIMAS Totals:    |             |        |        |                     |                       |                       |                     |                       |         |                 |                     |                       |                     |                          |                             |               |
| Susp.                 | 483         | 5115   | 9.4%   | 8                   | 3                     | 18                    | 25                  | 1                     | 3       | 0               | 159                 | 141                   | 4                   | 35                       | 34                          |               |
| Expl.                 | 5           | 5115   | 0.1%   | 2                   | 0                     | 0                     | 1                   | 0                     | 0       | 0               | 0                   | 2                     | 0                   | 0                        | 0                           |               |
| RLE.                  | 45          | 5115   | 0.9%   | 10                  | 3                     | 0                     | 4                   | 0                     | 0       | 0               | 0                   | 21                    | 0                   | 0                        | 0                           |               |
| Oth.                  | 51          | 5115   | 1.0%   | 0                   | 0                     | 0                     | 0                   | 0                     | 0       | 0               | 24                  | 19                    | 1                   | 0                        | 4                           |               |
| LINCOLN               |             |        |        |                     |                       |                       |                     |                       |         |                 |                     |                       |                     |                          |                             |               |
| 1780 GENOA-HUGO C113  |             |        |        |                     |                       |                       |                     |                       |         |                 |                     |                       |                     |                          |                             |               |
| Elementary            | Susp.       | 5      | 97     | 5.2%                | 0                     | 0                     | 0                   | 0                     | 0       | 0               | 1                   | 4                     | 0                   | 0                        | 0                           |               |
|                       | Expl.       | 0      | 97     | 0.0%                | 0                     | 0                     | 0                   | 0                     | 0       | 0               | 0                   | 0                     | 0                   | 0                        | 0                           |               |
|                       | RLE.        | 0      | 97     | 0.0%                | 0                     | 0                     | 0                   | 0                     | 0       | 0               | 0                   | 0                     | 0                   | 0                        | 0                           |               |
|                       | Oth.        | 0      | 97     | 0.0%                | 0                     | 0                     | 0                   | 0                     | 0       | 0               | 0                   | 0                     | 0                   | 0                        | 0                           |               |
| Jr./Middle            | Susp.       | 6      | 49     | 12.2%               | 0                     | 0                     | 1                   | 0                     | 0       | 0               | 2                   | 1                     | 0                   | 0                        | 2                           |               |
|                       | Expl.       | 0      | 49     | 0.0%                | 0                     | 0                     | 0                   | 0                     | 0       | 0               | 0                   | 0                     | 0                   | 0                        | 0                           |               |
|                       | RLE.        | 0      | 49     | 0.0%                | 0                     | 0                     | 0                   | 0                     | 0       | 0               | 0                   | 0                     | 0                   | 0                        | 0                           |               |
|                       | Oth.        | 0      | 49     | 0.0%                | 0                     | 0                     | 0                   | 0                     | 0       | 0               | 0                   | 0                     | 0                   | 0                        | 0                           |               |
| Senior                | Susp.       | 0      | 87     | 0.0%                | 0                     | 0                     | 0                   | 0                     | 0       | 0               | 0                   | 0                     | 0                   | 0                        | 0                           |               |
|                       | Expl.       | 3      | 87     | 3.4%                | 0                     | 0                     | 0                   | 0                     | 0       | 0               | 0                   | 0                     | 1                   | 0                        | 0                           |               |
|                       | RLE.        | 3      | 87     | 3.4%                | 0                     | 0                     | 0                   | 0                     | 0       | 0               | 0                   | 0                     | 1                   | 0                        | 0                           |               |
|                       | Oth.        | 0      | 87     | 0.0%                | 0                     | 0                     | 0                   | 0                     | 0       | 0               | 0                   | 0                     | 0                   | 0                        | 0                           |               |
| 1780 District Totals: |             |        |        |                     |                       |                       |                     |                       |         |                 |                     |                       |                     |                          |                             |               |
| Susp.                 | 11          | 233    | 4.7%   | 0                   | 0                     | 1                     | 0                   | 0                     | 0       | 0               | 3                   | 5                     | 0                   | 0                        | 2                           |               |
| Expl.                 | 3           | 233    | 1.3%   | 0                   | 0                     | 0                     | 0                   | 0                     | 0       | 0               | 0                   | 0                     | 1                   | 0                        | 0                           |               |
| RLE.                  | 3           | 233    | 1.3%   | 0                   | 0                     | 0                     | 0                   | 0                     | 0       | 0               | 0                   | 0                     | 1                   | 0                        | 0                           |               |
| Oth.                  | 0           | 233    | 0.0%   | 0                   | 0                     | 0                     | 0                   | 0                     | 0       | 0               | 0                   | 0                     | 0                   | 0                        | 0                           |               |
| 1790 LIMON RE-4J      |             |        |        |                     |                       |                       |                     |                       |         |                 |                     |                       |                     |                          |                             |               |
| Elementary            | Susp.       | 13     | 299    | 4.3%                | 0                     | 0                     | 0                   | 4                     | 0       | 0               | 5                   | 2                     | 0                   | 0                        | 0                           |               |
|                       | Expl.       | 0      | 299    | 0.0%                | 0                     | 0                     | 0                   | 0                     | 0       | 0               | 0                   | 0                     | 0                   | 0                        | 0                           |               |
|                       | RLE.        | 0      | 299    | 0.0%                | 0                     | 0                     | 0                   | 0                     | 0       | 0               | 0                   | 0                     | 0                   | 0                        | 0                           |               |
|                       | Oth.        | 0      | 299    | 0.0%                | 0                     | 0                     | 0                   | 0                     | 0       | 0               | 0                   | 0                     | 0                   | 0                        | 0                           |               |
| Senior                | Susp.       | 54     | 357    | 15.1%               | 1                     | 0                     | 3                   | 7                     | 0       | 1               | 20                  | 4                     | 0                   | 0                        | 2                           |               |
|                       | Expl.       | 2      | 357    | 0.6%                | 1                     | 0                     | 0                   | 0                     | 0       | 0               | 0                   | 1                     | 0                   | 0                        | 0                           |               |
|                       | RLE.        | 10     | 357    | 2.8%                | 2                     | 0                     | 2                   | 0                     | 0       | 1               | 2                   | 2                     | 0                   | 0                        | 0                           |               |
|                       | Oth.        | 0      | 357    | 0.0%                | 0                     | 0                     | 0                   | 0                     | 0       | 0               | 0                   | 0                     | 0                   | 0                        | 0                           |               |
| 1790 District Totals: |             |        |        |                     |                       |                       |                     |                       |         |                 |                     |                       |                     |                          |                             |               |
| Susp.                 | 67          | 656    | 10.2%  | 1                   | 0                     | 3                     | 11                  | 0                     | 1       | 0               | 25                  | 6                     | 0                   | 0                        | 2                           |               |
| Expl.                 | 2           | 656    | 0.3%   | 1                   | 0                     | 0                     | 0                   | 0                     | 0       | 0               | 0                   | 1                     | 0                   | 0                        | 0                           |               |



**COLORADO DEPARTMENT OF EDUCATION**

**SAFETY & DISCIPLINE INDICATORS  
2003-2004 SUSPENSIONS AND EXPULSIONS REPORT  
INCIDENT RATE AND REASONS BY SCHOOL TYPE**


|                              |       | STUDENTS    | EOY    |        | DRUG        | ALCOHOL    | TOBACCO    | ASSUALTS/ | DANGEROU  | OTHER   | DISOBEY/ | DETREMENT | DESTROY  | REPEATED | OTHER        |                 |
|------------------------------|-------|-------------|--------|--------|-------------|------------|------------|-----------|-----------|---------|----------|-----------|----------|----------|--------------|-----------------|
|                              | TYPE  | DISCIPLINED | STU CT | % RATE | VIAOLATIONS | VIOLATIONS | VIOLATIONS | FIGHTS    | S WEAPONS | ROBBERY | FELONY   | DEFIANT   | BEHAVIOR | PROPERTY | INTERFERENCE | CODE OF CONDUCT |
|                              | RLE.  | 10          | 656    | 1.5%   | 2           | 0          | 2          | 0         | 0         | 1       | 0        | 2         | 0        | 0        | 0            | 0               |
|                              | Oth.  | 0           | 656    | 0.0%   | 0           | 0          | 0          | 0         | 0         | 0       | 0        | 0         | 0        | 0        | 0            | 0               |
| <b>1810 KARVAL RE-23</b>     |       |             |        |        |             |            |            |           |           |         |          |           |          |          |              |                 |
| Elementary                   | Susp. | 0           | 43     | 0.0%   | 0           | 0          | 0          | 0         | 0         | 0       | 0        | 0         | 0        | 0        | 0            | 0               |
|                              | Expl. | 0           | 43     | 0.0%   | 0           | 0          | 0          | 0         | 0         | 0       | 0        | 0         | 0        | 0        | 0            | 0               |
|                              | RLE.  | 0           | 43     | 0.0%   | 0           | 0          | 0          | 0         | 0         | 0       | 0        | 0         | 0        | 0        | 0            | 0               |
|                              | Oth.  | 0           | 43     | 0.0%   | 0           | 0          | 0          | 0         | 0         | 0       | 0        | 0         | 0        | 0        | 0            | 0               |
| Senior                       | Susp. | 0           | 44     | 0.0%   | 0           | 0          | 0          | 0         | 0         | 0       | 0        | 0         | 0        | 0        | 0            | 0               |
|                              | Expl. | 0           | 44     | 0.0%   | 0           | 0          | 0          | 0         | 0         | 0       | 0        | 0         | 0        | 0        | 0            | 0               |
|                              | RLE.  | 0           | 44     | 0.0%   | 0           | 0          | 0          | 0         | 0         | 0       | 0        | 0         | 0        | 0        | 0            | 0               |
|                              | Oth.  | 0           | 44     | 0.0%   | 0           | 0          | 0          | 0         | 0         | 0       | 0        | 0         | 0        | 0        | 0            | 0               |
| <b>1810 District Totals:</b> |       |             |        |        |             |            |            |           |           |         |          |           |          |          |              |                 |
|                              | Susp. | 0           | 87     | 0.0%   | 0           | 0          | 0          | 0         | 0         | 0       | 0        | 0         | 0        | 0        | 0            | 0               |
|                              | Expl. | 0           | 87     | 0.0%   | 0           | 0          | 0          | 0         | 0         | 0       | 0        | 0         | 0        | 0        | 0            | 0               |
|                              | RLE.  | 0           | 87     | 0.0%   | 0           | 0          | 0          | 0         | 0         | 0       | 0        | 0         | 0        | 0        | 0            | 0               |
|                              | Oth.  | 0           | 87     | 0.0%   | 0           | 0          | 0          | 0         | 0         | 0       | 0        | 0         | 0        | 0        | 0            | 0               |
| <b>LINCOLN Totals:</b>       |       |             |        |        |             |            |            |           |           |         |          |           |          |          |              |                 |
|                              | Susp. | 78          | 976    | 8.0%   | 1           | 0          | 4          | 11        | 0         | 1       | 0        | 28        | 11       | 0        | 0            | 4               |
|                              | Expl. | 5           | 976    | 0.5%   | 1           | 0          | 0          | 0         | 0         | 0       | 0        | 0         | 1        | 1        | 0            | 0               |
|                              | RLE.  | 13          | 976    | 1.3%   | 2           | 0          | 2          | 0         | 0         | 1       | 0        | 2         | 2        | 1        | 0            | 0               |
|                              | Oth.  | 0           | 976    | 0.0%   | 0           | 0          | 0          | 0         | 0         | 0       | 0        | 0         | 0        | 0        | 0            | 0               |
| <b>LOGAN</b>                 |       |             |        |        |             |            |            |           |           |         |          |           |          |          |              |                 |
| <b>1828 VALLEY RE-1</b>      |       |             |        |        |             |            |            |           |           |         |          |           |          |          |              |                 |
| Elementary                   | Susp. | 104         | 1345   | 7.7%   | 0           | 0          | 0          | 15        | 0         | 0       | 0        | 1         | 0        | 2        | 33           | 14              |
|                              | Expl. | 0           | 1345   | 0.0%   | 0           | 0          | 0          | 0         | 0         | 0       | 0        | 0         | 0        | 0        | 0            | 0               |
|                              | RLE.  | 1           | 1345   | 0.1%   | 0           | 0          | 0          | 0         | 0         | 0       | 0        | 0         | 0        | 0        | 0            | 1               |
|                              | Oth.  | 504         | 1345   | 37.5%  | 0           | 0          | 0          | 0         | 0         | 0       | 0        | 162       | 17       | 1        | 18           | 96              |
| Jr./Middle                   | Susp. | 463         | 581    | 79.7%  | 4           | 0          | 6          | 12        | 0         | 0       | 0        | 125       | 75       | 10       | 89           | 123             |
|                              | Expl. | 12          | 581    | 2.1%   | 1           | 1          | 1          | 0         | 0         | 0       | 0        | 9         | 0        | 0        | 0            | 0               |
|                              | RLE.  | 6           | 581    | 1.0%   | 5           | 1          | 0          | 0         | 0         | 0       | 0        | 0         | 0        | 0        | 0            | 0               |
|                              | Oth.  | 0           | 581    | 0.0%   | 0           | 0          | 0          | 0         | 0         | 0       | 0        | 0         | 0        | 0        | 0            | 0               |
| Senior                       | Susp. | 186         | 950    | 19.6%  | 3           | 5          | 6          | 12        | 1         | 2       | 0        | 112       | 16       | 2        | 2            | 11              |
|                              | Expl. | 5           | 950    | 0.5%   | 1           | 0          | 0          | 0         | 1         | 0       | 0        | 3         | 0        | 0        | 0            | 0               |
|                              | RLE.  | 7           | 950    | 0.7%   | 0           | 4          | 0          | 0         | 0         | 1       | 0        | 0         | 0        | 0        | 0            | 0               |
|                              | Oth.  | 381         | 950    | 40.1%  | 0           | 0          | 10         | 0         | 0         | 0       | 0        | 0         | 253      | 8        | 7            | 90              |
| <b>1828 District Totals:</b> |       |             |        |        |             |            |            |           |           |         |          |           |          |          |              |                 |
|                              | Susp. | 753         | 2876   | 26.2%  | 7           | 5          | 12         | 39        | 1         | 2       | 0        | 238       | 91       | 14       | 124          | 148             |
|                              | Expl. | 17          | 2876   | 0.6%   | 2           | 1          | 1          | 0         | 1         | 0       | 0        | 12        | 0        | 0        | 0            | 0               |
|                              | RLE.  | 14          | 2876   | 0.5%   | 5           | 5          | 0          | 0         | 0         | 1       | 0        | 0         | 0        | 0        | 0            | 1               |
|                              | Oth.  | 885         | 2876   | 30.8%  | 0           | 0          | 10         | 0         | 0         | 0       | 0        | 162       | 270      | 9        | 25           | 186             |
| <b>1850 FRENCHMAN RE-3</b>   |       |             |        |        |             |            |            |           |           |         |          |           |          |          |              |                 |
| Elementary                   | Susp. | 1           | 88     | 1.1%   | 0           | 0          | 0          | 0         | 0         | 0       | 0        | 0         | 1        | 0        | 0            | 0               |
|                              | Expl. | 0           | 88     | 0.0%   | 0           | 0          | 0          | 0         | 0         | 0       | 0        | 0         | 0        | 0        | 0            | 0               |



**COLORADO DEPARTMENT OF EDUCATION**

**SAFETY & DISCIPLINE INDICATORS  
2003-2004 SUSPENSIONS AND EXPULSIONS REPORT  
INCIDENT RATE AND REASONS BY SCHOOL TYPE**


| TYPE                  | STUDENTS<br>DISCIPLINED | EOY<br>STU CT | % RATE | DRUG<br>VIAOLATIONS | ALCOHOL<br>VIOLATIONS | TOBACCO<br>VIOLATIONS | ASSUALTS/<br>FIGHTS | DANGEROU<br>S WEAPONS | ROBBERY | OTHER<br>FELONY | DISOBEY/<br>DEFIANT | DETREMENT<br>BEHAVIOR | DESTROY<br>PROPERTY | REPEATED<br>INTERFERENCE | OTHER<br>CODE OF<br>CONDUCT |
|-----------------------|-------------------------|---------------|--------|---------------------|-----------------------|-----------------------|---------------------|-----------------------|---------|-----------------|---------------------|-----------------------|---------------------|--------------------------|-----------------------------|
|                       |                         |               |        |                     |                       |                       |                     |                       |         |                 |                     |                       |                     |                          |                             |
| RLE.                  | 0                       | 88            | 0.0%   | 0                   | 0                     | 0                     | 0                   | 0                     | 0       | 0               | 0                   | 0                     | 0                   | 0                        | 0                           |
| Oth.                  | 0                       | 88            | 0.0%   | 0                   | 0                     | 0                     | 0                   | 0                     | 0       | 0               | 0                   | 0                     | 0                   | 0                        | 0                           |
| Jr./Middle            |                         |               |        |                     |                       |                       |                     |                       |         |                 |                     |                       |                     |                          |                             |
| Susp.                 | 0                       | 110           | 0.0%   | 0                   | 0                     | 0                     | 0                   | 0                     | 0       | 0               | 0                   | 0                     | 0                   | 0                        | 0                           |
| Expl.                 | 0                       | 110           | 0.0%   | 0                   | 0                     | 0                     | 0                   | 0                     | 0       | 0               | 0                   | 0                     | 0                   | 0                        | 0                           |
| RLE.                  | 0                       | 110           | 0.0%   | 0                   | 0                     | 0                     | 0                   | 0                     | 0       | 0               | 0                   | 0                     | 0                   | 0                        | 0                           |
| Oth.                  | 0                       | 110           | 0.0%   | 0                   | 0                     | 0                     | 0                   | 0                     | 0       | 0               | 0                   | 0                     | 0                   | 0                        | 0                           |
| Senior                |                         |               |        |                     |                       |                       |                     |                       |         |                 |                     |                       |                     |                          |                             |
| Susp.                 | 13                      | 166           | 7.8%   | 1                   | 0                     | 0                     | 0                   | 0                     | 1       | 0               | 5                   | 6                     | 0                   | 0                        | 0                           |
| Expl.                 | 0                       | 166           | 0.0%   | 0                   | 0                     | 0                     | 0                   | 0                     | 0       | 0               | 0                   | 0                     | 0                   | 0                        | 0                           |
| RLE.                  | 2                       | 166           | 1.2%   | 1                   | 0                     | 0                     | 0                   | 0                     | 1       | 0               | 0                   | 0                     | 0                   | 0                        | 0                           |
| Oth.                  | 0                       | 166           | 0.0%   | 0                   | 0                     | 0                     | 0                   | 0                     | 0       | 0               | 0                   | 0                     | 0                   | 0                        | 0                           |
| 1850 District Totals: |                         |               |        |                     |                       |                       |                     |                       |         |                 |                     |                       |                     |                          |                             |
| Susp.                 | 14                      | 364           | 3.8%   | 1                   | 0                     | 0                     | 0                   | 0                     | 1       | 0               | 5                   | 7                     | 0                   | 0                        | 0                           |
| Expl.                 | 0                       | 364           | 0.0%   | 0                   | 0                     | 0                     | 0                   | 0                     | 0       | 0               | 0                   | 0                     | 0                   | 0                        | 0                           |
| RLE.                  | 2                       | 364           | 0.5%   | 1                   | 0                     | 0                     | 0                   | 0                     | 1       | 0               | 0                   | 0                     | 0                   | 0                        | 0                           |
| Oth.                  | 0                       | 364           | 0.0%   | 0                   | 0                     | 0                     | 0                   | 0                     | 0       | 0               | 0                   | 0                     | 0                   | 0                        | 0                           |
| 1860 BUFFALO RE-4     |                         |               |        |                     |                       |                       |                     |                       |         |                 |                     |                       |                     |                          |                             |
| Elementary            |                         |               |        |                     |                       |                       |                     |                       |         |                 |                     |                       |                     |                          |                             |
| Susp.                 | 5                       | 166           | 3.0%   | 0                   | 0                     | 0                     | 1                   | 0                     | 0       | 0               | 1                   | 1                     | 0                   | 0                        | 1                           |
| Expl.                 | 0                       | 166           | 0.0%   | 0                   | 0                     | 0                     | 0                   | 0                     | 0       | 0               | 0                   | 0                     | 0                   | 0                        | 0                           |
| RLE.                  | 0                       | 166           | 0.0%   | 0                   | 0                     | 0                     | 0                   | 0                     | 0       | 0               | 0                   | 0                     | 0                   | 0                        | 0                           |
| Oth.                  | 0                       | 166           | 0.0%   | 0                   | 0                     | 0                     | 0                   | 0                     | 0       | 0               | 0                   | 0                     | 0                   | 0                        | 0                           |
| Jr./Middle            |                         |               |        |                     |                       |                       |                     |                       |         |                 |                     |                       |                     |                          |                             |
| Susp.                 | 0                       | 157           | 0.0%   | 0                   | 0                     | 0                     | 0                   | 0                     | 0       | 0               | 0                   | 0                     | 0                   | 0                        | 0                           |
| Expl.                 | 0                       | 157           | 0.0%   | 0                   | 0                     | 0                     | 0                   | 0                     | 0       | 0               | 0                   | 0                     | 0                   | 0                        | 0                           |
| RLE.                  | 0                       | 157           | 0.0%   | 0                   | 0                     | 0                     | 0                   | 0                     | 0       | 0               | 0                   | 0                     | 0                   | 0                        | 0                           |
| Oth.                  | 0                       | 157           | 0.0%   | 0                   | 0                     | 0                     | 0                   | 0                     | 0       | 0               | 0                   | 0                     | 0                   | 0                        | 0                           |
| Senior                |                         |               |        |                     |                       |                       |                     |                       |         |                 |                     |                       |                     |                          |                             |
| Susp.                 | 11                      | 61            | 18.0%  | 0                   | 0                     | 2                     | 2                   | 0                     | 1       | 0               | 2                   | 0                     | 0                   | 0                        | 4                           |
| Expl.                 | 0                       | 61            | 0.0%   | 0                   | 0                     | 0                     | 0                   | 0                     | 0       | 0               | 0                   | 0                     | 0                   | 0                        | 0                           |
| RLE.                  | 0                       | 61            | 0.0%   | 0                   | 0                     | 0                     | 0                   | 0                     | 0       | 0               | 0                   | 0                     | 0                   | 0                        | 0                           |
| Oth.                  | 0                       | 61            | 0.0%   | 0                   | 0                     | 0                     | 0                   | 0                     | 0       | 0               | 0                   | 0                     | 0                   | 0                        | 0                           |
| 1860 District Totals: |                         |               |        |                     |                       |                       |                     |                       |         |                 |                     |                       |                     |                          |                             |
| Susp.                 | 16                      | 384           | 4.2%   | 0                   | 0                     | 2                     | 3                   | 0                     | 1       | 0               | 3                   | 1                     | 0                   | 0                        | 5                           |
| Expl.                 | 0                       | 384           | 0.0%   | 0                   | 0                     | 0                     | 0                   | 0                     | 0       | 0               | 0                   | 0                     | 0                   | 0                        | 0                           |
| RLE.                  | 0                       | 384           | 0.0%   | 0                   | 0                     | 0                     | 0                   | 0                     | 0       | 0               | 0                   | 0                     | 0                   | 0                        | 0                           |
| Oth.                  | 0                       | 384           | 0.0%   | 0                   | 0                     | 0                     | 0                   | 0                     | 0       | 0               | 0                   | 0                     | 0                   | 0                        | 0                           |
| 1870 PLATEAU RE-5     |                         |               |        |                     |                       |                       |                     |                       |         |                 |                     |                       |                     |                          |                             |
| Elementary            |                         |               |        |                     |                       |                       |                     |                       |         |                 |                     |                       |                     |                          |                             |
| Susp.                 | 4                       | 61            | 6.6%   | 0                   | 0                     | 0                     | 0                   | 0                     | 0       | 0               | 4                   | 0                     | 0                   | 0                        | 0                           |
| Expl.                 | 0                       | 61            | 0.0%   | 0                   | 0                     | 0                     | 0                   | 0                     | 0       | 0               | 0                   | 0                     | 0                   | 0                        | 0                           |
| RLE.                  | 0                       | 61            | 0.0%   | 0                   | 0                     | 0                     | 0                   | 0                     | 0       | 0               | 0                   | 0                     | 0                   | 0                        | 0                           |
| Oth.                  | 1                       | 61            | 1.6%   | 0                   | 0                     | 0                     | 0                   | 0                     | 0       | 0               | 1                   | 0                     | 0                   | 0                        | 0                           |
| Senior                |                         |               |        |                     |                       |                       |                     |                       |         |                 |                     |                       |                     |                          |                             |
| Susp.                 | 11                      | 98            | 11.2%  | 0                   | 0                     | 0                     | 2                   | 2                     | 0       | 0               | 3                   | 2                     | 0                   | 0                        | 1                           |
| Expl.                 | 0                       | 98            | 0.0%   | 0                   | 0                     | 0                     | 0                   | 0                     | 0       | 0               | 0                   | 0                     | 0                   | 0                        | 0                           |
| RLE.                  | 0                       | 98            | 0.0%   | 0                   | 0                     | 0                     | 0                   | 0                     | 0       | 0               | 0                   | 0                     | 0                   | 0                        | 0                           |
| Oth.                  | 13                      | 98            | 13.3%  | 0                   | 0                     | 0                     | 1                   | 0                     | 0       | 0               | 0                   | 3                     | 0                   | 1                        | 8                           |
| 1870 District Totals: |                         |               |        |                     |                       |                       |                     |                       |         |                 |                     |                       |                     |                          |                             |
| Susp.                 | 15                      | 159           | 9.4%   | 0                   | 0                     | 0                     | 2                   | 2                     | 0       | 0               | 7                   | 2                     | 0                   | 0                        | 1                           |
| Expl.                 | 0                       | 159           | 0.0%   | 0                   | 0                     | 0                     | 0                   | 0                     | 0       | 0               | 0                   | 0                     | 0                   | 0                        | 0                           |
| RLE.                  | 0                       | 159           | 0.0%   | 0                   | 0                     | 0                     | 0                   | 0                     | 0       | 0               | 0                   | 0                     | 0                   | 0                        | 0                           |



**COLORADO DEPARTMENT OF EDUCATION**

**SAFETY & DISCIPLINE INDICATORS  
2003-2004 SUSPENSIONS AND EXPULSIONS REPORT  
INCIDENT RATE AND REASONS BY SCHOOL TYPE**


| SCHOOL TYPE                       | STUDENTS DISCIPLINED | EOY STU CT | % RATE | DRUG VIAOLATIONS | ALCOHOL VIOLATIONS | TOBACCO VIOLATIONS | ASSUALTS/ FIGHTS | DANGEROU S WEAPONS | ROBBERY | OTHER FELONY | DISOBEY/ DEFIANT | DETREMENT BEHAVIOR | DESTROY PROPERTY | REPEATED INTERFERENCE | OTHER CODE OF CONDUCT |    |
|-----------------------------------|----------------------|------------|--------|------------------|--------------------|--------------------|------------------|--------------------|---------|--------------|------------------|--------------------|------------------|-----------------------|-----------------------|----|
|                                   |                      |            |        |                  |                    |                    |                  |                    |         |              |                  |                    |                  |                       |                       | 14 |
| <b>LOGAN Totals:</b>              |                      |            |        |                  |                    |                    |                  |                    |         |              |                  |                    |                  |                       |                       |    |
| Susp.                             | 798                  | 3783       | 21.1%  | 8                | 5                  | 14                 | 44               | 3                  | 4       | 0            | 253              | 101                | 14               | 124                   | 154                   |    |
| Expl.                             | 17                   | 3783       | 0.4%   | 2                | 1                  | 1                  | 0                | 1                  | 0       | 0            | 12               | 0                  | 0                | 0                     | 0                     |    |
| RLE.                              | 16                   | 3783       | 0.4%   | 6                | 5                  | 0                  | 0                | 0                  | 2       | 0            | 0                | 0                  | 0                | 0                     | 1                     |    |
| Oth.                              | 899                  | 3783       | 23.8%  | 0                | 0                  | 10                 | 1                | 0                  | 0       | 0            | 163              | 273                | 9                | 26                    | 194                   |    |
| <b>MESA</b>                       |                      |            |        |                  |                    |                    |                  |                    |         |              |                  |                    |                  |                       |                       |    |
| <b>198 0DE BEQUE 49JT</b>         |                      |            |        |                  |                    |                    |                  |                    |         |              |                  |                    |                  |                       |                       |    |
| Elementary                        | Susp.                | 7          | 109    | 6.4%             | 0                  | 0                  | 0                | 3                  | 0       | 0            | 3                | 1                  | 0                | 0                     | 0                     |    |
|                                   | Expl.                | 0          | 109    | 0.0%             | 0                  | 0                  | 0                | 0                  | 0       | 0            | 0                | 0                  | 0                | 0                     | 0                     |    |
|                                   | RLE.                 | 0          | 109    | 0.0%             | 0                  | 0                  | 0                | 0                  | 0       | 0            | 0                | 0                  | 0                | 0                     | 0                     |    |
|                                   | Oth.                 | 0          | 109    | 0.0%             | 0                  | 0                  | 0                | 0                  | 0       | 0            | 0                | 0                  | 0                | 0                     | 0                     |    |
| Senior                            | Susp.                | 5          | 108    | 4.6%             | 0                  | 0                  | 0                | 0                  | 0       | 0            | 4                | 1                  | 0                | 0                     | 0                     |    |
|                                   | Expl.                | 0          | 108    | 0.0%             | 0                  | 0                  | 0                | 0                  | 0       | 0            | 0                | 0                  | 0                | 0                     | 0                     |    |
|                                   | RLE.                 | 0          | 108    | 0.0%             | 0                  | 0                  | 0                | 0                  | 0       | 0            | 0                | 0                  | 0                | 0                     | 0                     |    |
|                                   | Oth.                 | 0          | 108    | 0.0%             | 0                  | 0                  | 0                | 0                  | 0       | 0            | 0                | 0                  | 0                | 0                     | 0                     |    |
| <b>1980 District Totals:</b>      |                      |            |        |                  |                    |                    |                  |                    |         |              |                  |                    |                  |                       |                       |    |
| Susp.                             | 12                   | 217        | 5.5%   | 0                | 0                  | 0                  | 3                | 0                  | 0       | 0            | 7                | 2                  | 0                | 0                     | 0                     |    |
| Expl.                             | 0                    | 217        | 0.0%   | 0                | 0                  | 0                  | 0                | 0                  | 0       | 0            | 0                | 0                  | 0                | 0                     | 0                     |    |
| RLE.                              | 0                    | 217        | 0.0%   | 0                | 0                  | 0                  | 0                | 0                  | 0       | 0            | 0                | 0                  | 0                | 0                     | 0                     |    |
| Oth.                              | 0                    | 217        | 0.0%   | 0                | 0                  | 0                  | 0                | 0                  | 0       | 0            | 0                | 0                  | 0                | 0                     | 0                     |    |
| <b>1990 PLATEAU VALLEY 50</b>     |                      |            |        |                  |                    |                    |                  |                    |         |              |                  |                    |                  |                       |                       |    |
| Elementary                        | Susp.                | 4          | 171    | 2.3%             | 0                  | 0                  | 0                | 4                  | 0       | 0            | 0                | 0                  | 0                | 0                     | 0                     |    |
|                                   | Expl.                | 0          | 171    | 0.0%             | 0                  | 0                  | 0                | 0                  | 0       | 0            | 0                | 0                  | 0                | 0                     | 0                     |    |
|                                   | RLE.                 | 0          | 171    | 0.0%             | 0                  | 0                  | 0                | 0                  | 0       | 0            | 0                | 0                  | 0                | 0                     | 0                     |    |
|                                   | Oth.                 | 0          | 171    | 0.0%             | 0                  | 0                  | 0                | 0                  | 0       | 0            | 0                | 0                  | 0                | 0                     | 0                     |    |
| Jr./Middle                        | Susp.                | 52         | 90     | 57.8%            | 3                  | 0                  | 0                | 7                  | 0       | 0            | 23               | 12                 | 1                | 0                     | 6                     |    |
|                                   | Expl.                | 2          | 90     | 2.2%             | 1                  | 0                  | 0                | 0                  | 0       | 0            | 0                | 0                  | 0                | 1                     | 0                     |    |
|                                   | RLE.                 | 4          | 90     | 4.4%             | 4                  | 0                  | 0                | 0                  | 0       | 0            | 0                | 0                  | 0                | 0                     | 0                     |    |
|                                   | Oth.                 | 0          | 90     | 0.0%             | 0                  | 0                  | 0                | 0                  | 0       | 0            | 0                | 0                  | 0                | 0                     | 0                     |    |
| Senior                            | Susp.                | 71         | 449    | 15.8%            | 6                  | 0                  | 0                | 1                  | 1       | 0            | 11               | 16                 | 4                | 0                     | 32                    |    |
|                                   | Expl.                | 0          | 449    | 0.0%             | 0                  | 0                  | 0                | 0                  | 0       | 0            | 0                | 0                  | 0                | 0                     | 0                     |    |
|                                   | RLE.                 | 11         | 449    | 2.4%             | 6                  | 0                  | 0                | 0                  | 1       | 0            | 0                | 0                  | 4                | 0                     | 0                     |    |
|                                   | Oth.                 | 0          | 449    | 0.0%             | 0                  | 0                  | 0                | 0                  | 0       | 0            | 0                | 0                  | 0                | 0                     | 0                     |    |
| <b>1990 District Totals:</b>      |                      |            |        |                  |                    |                    |                  |                    |         |              |                  |                    |                  |                       |                       |    |
| Susp.                             | 127                  | 710        | 17.9%  | 9                | 0                  | 0                  | 12               | 1                  | 0       | 0            | 34               | 28                 | 5                | 0                     | 38                    |    |
| Expl.                             | 2                    | 710        | 0.3%   | 1                | 0                  | 0                  | 0                | 0                  | 0       | 0            | 0                | 0                  | 0                | 1                     | 0                     |    |
| RLE.                              | 15                   | 710        | 2.1%   | 10               | 0                  | 0                  | 0                | 1                  | 0       | 0            | 0                | 0                  | 4                | 0                     | 0                     |    |
| Oth.                              | 0                    | 710        | 0.0%   | 0                | 0                  | 0                  | 0                | 0                  | 0       | 0            | 0                | 0                  | 0                | 0                     | 0                     |    |
| <b>2000 MESA COUNTY VALLEY 51</b> |                      |            |        |                  |                    |                    |                  |                    |         |              |                  |                    |                  |                       |                       |    |
| Elementary                        | Susp.                | 383        | 9229   | 4.1%             | 1                  | 0                  | 0                | 0                  | 10      | 0            | 30               | 179                | 0                | 0                     | 108                   |    |
|                                   | Expl.                | 2          | 9229   | 0.0%             | 0                  | 0                  | 0                | 0                  | 1       | 0            | 0                | 1                  | 0                | 0                     | 0                     |    |
|                                   | RLE.                 | 5          | 9229   | 0.1%             | 0                  | 0                  | 0                | 0                  | 1       | 0            | 0                | 2                  | 0                | 0                     | 2                     |    |



**COLORADO DEPARTMENT OF EDUCATION**

**SAFETY & DISCIPLINE INDICATORS  
2003-2004 SUSPENSIONS AND EXPULSIONS REPORT  
INCIDENT RATE AND REASONS BY SCHOOL TYPE**


|                            | TYPE  | STUDENTS<br>DISCIPLINED | EOY<br>STU CT | % RATE | DRUG<br>VIAOLATIONS | ALCOHOL<br>VIOLATIONS | TOBACCO<br>VIOLATIONS | ASSUALTS/<br>FIGHTS | DANGEROU<br>S WEAPONS | ROBBERY | OTHER<br>FELONY | DISOBEY/<br>DEFIANT | DETREMENT<br>BEHAVIOR | DESTROY<br>PROPERTY | REPEATED<br>INTERFERENCE | OTHER<br>CODE OF<br>CONDUCT |
|----------------------------|-------|-------------------------|---------------|--------|---------------------|-----------------------|-----------------------|---------------------|-----------------------|---------|-----------------|---------------------|-----------------------|---------------------|--------------------------|-----------------------------|
|                            | Oth.  | 0                       | 9229          | 0.0%   | 0                   | 0                     | 0                     | 0                   | 0                     | 0       | 0               | 0                   | 0                     | 0                   | 0                        | 0                           |
| Jr./Middle                 | Susp. | 2231                    | 5284          | 42.2%  | 15                  | 5                     | 33                    | 2                   | 10                    | 0       | 3               | 441                 | 678                   | 3                   | 9                        | 699                         |
|                            | Expl. | 55                      | 5284          | 1.0%   | 10                  | 1                     | 0                     | 1                   | 3                     | 0       | 1               | 6                   | 14                    | 0                   | 0                        | 15                          |
|                            | RLE.  | 177                     | 5284          | 3.3%   | 15                  | 3                     | 4                     | 3                   | 4                     | 0       | 3               | 1                   | 25                    | 1                   | 0                        | 65                          |
|                            | Oth.  | 0                       | 5284          | 0.0%   | 0                   | 0                     | 0                     | 0                   | 0                     | 0       | 0               | 0                   | 0                     | 0                   | 0                        | 0                           |
| Senior                     | Susp. | 1088                    | 7849          | 13.9%  | 75                  | 22                    | 59                    | 0                   | 8                     | 0       | 7               | 161                 | 238                   | 3                   | 0                        | 288                         |
|                            | Expl. | 51                      | 7849          | 0.6%   | 16                  | 1                     | 0                     | 1                   | 13                    | 0       | 3               | 3                   | 9                     | 1                   | 0                        | 3                           |
|                            | RLE.  | 378                     | 7849          | 4.8%   | 81                  | 17                    | 16                    | 1                   | 16                    | 0       | 8               | 4                   | 32                    | 1                   | 0                        | 84                          |
|                            | Oth.  | 0                       | 7849          | 0.0%   | 0                   | 0                     | 0                     | 0                   | 0                     | 0       | 0               | 0                   | 0                     | 0                   | 0                        | 0                           |
| 2000 District Totals:      |       |                         |               |        |                     |                       |                       |                     |                       |         |                 |                     |                       |                     |                          |                             |
|                            | Susp. | 3702                    | 22362         | 16.6%  | 91                  | 27                    | 92                    | 2                   | 28                    | 0       | 10              | 632                 | 1095                  | 6                   | 9                        | 1095                        |
|                            | Expl. | 108                     | 22362         | 0.5%   | 26                  | 2                     | 0                     | 2                   | 17                    | 0       | 4               | 9                   | 24                    | 1                   | 0                        | 18                          |
|                            | RLE.  | 560                     | 22362         | 2.5%   | 96                  | 20                    | 20                    | 4                   | 20                    | 0       | 11              | 5                   | 59                    | 2                   | 0                        | 151                         |
|                            | Oth.  | 0                       | 22362         | 0.0%   | 0                   | 0                     | 0                     | 0                   | 0                     | 0       | 0               | 0                   | 0                     | 0                   | 0                        | 0                           |
| MESA Totals:               |       |                         |               |        |                     |                       |                       |                     |                       |         |                 |                     |                       |                     |                          |                             |
|                            | Susp. | 3841                    | 23289         | 16.5%  | 100                 | 27                    | 92                    | 17                  | 29                    | 0       | 10              | 673                 | 1125                  | 11                  | 9                        | 1133                        |
|                            | Expl. | 110                     | 23289         | 0.5%   | 27                  | 2                     | 0                     | 2                   | 17                    | 0       | 4               | 9                   | 24                    | 1                   | 1                        | 18                          |
|                            | RLE.  | 575                     | 23289         | 2.5%   | 106                 | 20                    | 20                    | 4                   | 22                    | 0       | 11              | 5                   | 59                    | 6                   | 0                        | 151                         |
|                            | Oth.  | 0                       | 23289         | 0.0%   | 0                   | 0                     | 0                     | 0                   | 0                     | 0       | 0               | 0                   | 0                     | 0                   | 0                        | 0                           |
| MINERAL                    |       |                         |               |        |                     |                       |                       |                     |                       |         |                 |                     |                       |                     |                          |                             |
| 2010 CREEDE CONSOLIDATED 1 |       |                         |               |        |                     |                       |                       |                     |                       |         |                 |                     |                       |                     |                          |                             |
| Elementary                 | Susp. | 12                      | 73            | 16.4%  | 0                   | 0                     | 0                     | 2                   | 1                     | 0       | 0               | 4                   | 0                     | 0                   | 2                        | 0                           |
|                            | Expl. | 0                       | 73            | 0.0%   | 0                   | 0                     | 0                     | 0                   | 0                     | 0       | 0               | 0                   | 0                     | 0                   | 0                        | 0                           |
|                            | RLE.  | 0                       | 73            | 0.0%   | 0                   | 0                     | 0                     | 0                   | 0                     | 0       | 0               | 0                   | 0                     | 0                   | 0                        | 0                           |
|                            | Oth.  | 0                       | 73            | 0.0%   | 0                   | 0                     | 0                     | 0                   | 0                     | 0       | 0               | 0                   | 0                     | 0                   | 0                        | 0                           |
| Senior                     | Susp. | 20                      | 102           | 19.6%  | 0                   | 5                     | 0                     | 2                   | 0                     | 0       | 0               | 1                   | 0                     | 0                   | 0                        | 0                           |
|                            | Expl. | 1                       | 102           | 1.0%   | 0                   | 0                     | 0                     | 0                   | 1                     | 0       | 0               | 0                   | 0                     | 0                   | 0                        | 0                           |
|                            | RLE.  | 2                       | 102           | 2.0%   | 0                   | 0                     | 0                     | 0                   | 1                     | 0       | 0               | 0                   | 0                     | 0                   | 0                        | 0                           |
|                            | Oth.  | 0                       | 102           | 0.0%   | 0                   | 0                     | 0                     | 0                   | 0                     | 0       | 0               | 0                   | 0                     | 0                   | 0                        | 0                           |
| 2010 District Totals:      |       |                         |               |        |                     |                       |                       |                     |                       |         |                 |                     |                       |                     |                          |                             |
|                            | Susp. | 32                      | 175           | 18.3%  | 0                   | 5                     | 0                     | 4                   | 1                     | 0       | 0               | 5                   | 0                     | 0                   | 2                        | 0                           |
|                            | Expl. | 1                       | 175           | 0.6%   | 0                   | 0                     | 0                     | 0                   | 1                     | 0       | 0               | 0                   | 0                     | 0                   | 0                        | 0                           |
|                            | RLE.  | 2                       | 175           | 1.1%   | 0                   | 0                     | 0                     | 0                   | 1                     | 0       | 0               | 0                   | 0                     | 0                   | 0                        | 0                           |
|                            | Oth.  | 0                       | 175           | 0.0%   | 0                   | 0                     | 0                     | 0                   | 0                     | 0       | 0               | 0                   | 0                     | 0                   | 0                        | 0                           |
| MINERAL Totals:            |       |                         |               |        |                     |                       |                       |                     |                       |         |                 |                     |                       |                     |                          |                             |
|                            | Susp. | 32                      | 175           | 18.3%  | 0                   | 5                     | 0                     | 4                   | 1                     | 0       | 0               | 5                   | 0                     | 0                   | 2                        | 0                           |
|                            | Expl. | 1                       | 175           | 0.6%   | 0                   | 0                     | 0                     | 0                   | 1                     | 0       | 0               | 0                   | 0                     | 0                   | 0                        | 0                           |
|                            | RLE.  | 2                       | 175           | 1.1%   | 0                   | 0                     | 0                     | 0                   | 1                     | 0       | 0               | 0                   | 0                     | 0                   | 0                        | 0                           |
|                            | Oth.  | 0                       | 175           | 0.0%   | 0                   | 0                     | 0                     | 0                   | 0                     | 0       | 0               | 0                   | 0                     | 0                   | 0                        | 0                           |
| MOFFAT                     |       |                         |               |        |                     |                       |                       |                     |                       |         |                 |                     |                       |                     |                          |                             |
| 2020 MOFFAT COUNTY RE:NO 1 |       |                         |               |        |                     |                       |                       |                     |                       |         |                 |                     |                       |                     |                          |                             |



**COLORADO DEPARTMENT OF EDUCATION**

**SAFETY & DISCIPLINE INDICATORS  
2003-2004 SUSPENSIONS AND EXPULSIONS REPORT  
INCIDENT RATE AND REASONS BY SCHOOL TYPE**

|                            | TYPE  | STUDENTS<br>DISCIPLINED | EOY<br>STU CT | % RATE | DRUG<br>VIAOLATIONS | ALCOHOL<br>VIOLATIONS | TOBACCO<br>VIOLATIONS | ASSUALTS/<br>FIGHTS | DANGEROU<br>S WEAPONS | ROBBERY | OTHER<br>FELONY | DISOBEY/<br>DEFIANT | DETREMENT<br>BEHAVIOR | DESTROY<br>PROPERTY | REPEATED<br>INTERFERENCE | OTHER<br>CODE OF<br>CONDUCT |
|----------------------------|-------|-------------------------|---------------|--------|---------------------|-----------------------|-----------------------|---------------------|-----------------------|---------|-----------------|---------------------|-----------------------|---------------------|--------------------------|-----------------------------|
| Elementary                 | Susp. | 41                      | 1321          | 3.1%   | 2                   | 0                     | 0                     | 0                   | 3                     | 0       | 0               | 0                   | 5                     | 0                   | 0                        | 31                          |
|                            | Expl. | 2                       | 1321          | 0.2%   | 1                   | 0                     | 0                     | 0                   | 1                     | 0       | 0               | 0                   | 0                     | 0                   | 0                        | 0                           |
|                            | RLE.  | 18                      | 1321          | 1.4%   | 2                   | 0                     | 0                     | 0                   | 3                     | 1       | 0               | 0                   | 0                     | 0                   | 0                        | 12                          |
|                            | Oth.  | 0                       | 1321          | 0.0%   | 0                   | 0                     | 0                     | 0                   | 0                     | 0       | 0               | 0                   | 0                     | 0                   | 0                        | 0                           |
| Jr./Middle                 | Susp. | 124                     | 457           | 27.1%  | 1                   | 2                     | 0                     | 0                   | 0                     | 0       | 0               | 17                  | 2                     | 0                   | 12                       | 90                          |
|                            | Expl. | 2                       | 457           | 0.4%   | 0                   | 0                     | 0                     | 0                   | 0                     | 0       | 0               | 0                   | 1                     | 0                   | 1                        | 0                           |
|                            | RLE.  | 39                      | 457           | 8.5%   | 1                   | 2                     | 0                     | 0                   | 0                     | 0       | 0               | 0                   | 3                     | 0                   | 0                        | 33                          |
|                            | Oth.  | 0                       | 457           | 0.0%   | 0                   | 0                     | 0                     | 0                   | 0                     | 0       | 0               | 0                   | 0                     | 0                   | 0                        | 0                           |
| Senior                     | Susp. | 69                      | 835           | 8.3%   | 2                   | 11                    | 1                     | 0                   | 0                     | 1       | 0               | 15                  | 10                    | 2                   | 0                        | 27                          |
|                            | Expl. | 2                       | 835           | 0.2%   | 0                   | 0                     | 0                     | 0                   | 1                     | 0       | 0               | 0                   | 0                     | 0                   | 0                        | 1                           |
|                            | RLE.  | 51                      | 835           | 6.1%   | 2                   | 11                    | 8                     | 0                   | 1                     | 1       | 0               | 1                   | 1                     | 2                   | 0                        | 24                          |
|                            | Oth.  | 9                       | 835           | 1.1%   | 0                   | 0                     | 7                     | 0                   | 0                     | 2       | 0               | 0                   | 0                     | 0                   | 0                        | 0                           |
| 2020 District Totals:      |       |                         |               |        |                     |                       |                       |                     |                       |         |                 |                     |                       |                     |                          |                             |
|                            | Susp. | 234                     | 2613          | 9.0%   | 5                   | 13                    | 1                     | 0                   | 3                     | 1       | 0               | 32                  | 17                    | 2                   | 12                       | 148                         |
|                            | Expl. | 6                       | 2613          | 0.2%   | 1                   | 0                     | 0                     | 0                   | 2                     | 0       | 0               | 0                   | 1                     | 0                   | 1                        | 1                           |
|                            | RLE.  | 108                     | 2613          | 4.1%   | 5                   | 13                    | 8                     | 0                   | 4                     | 2       | 0               | 1                   | 4                     | 2                   | 0                        | 69                          |
|                            | Oth.  | 9                       | 2613          | 0.3%   | 0                   | 0                     | 7                     | 0                   | 0                     | 2       | 0               | 0                   | 0                     | 0                   | 0                        | 0                           |
| MOFFAT Totals:             |       |                         |               |        |                     |                       |                       |                     |                       |         |                 |                     |                       |                     |                          |                             |
|                            | Susp. | 234                     | 2613          | 9.0%   | 5                   | 13                    | 1                     | 0                   | 3                     | 1       | 0               | 32                  | 17                    | 2                   | 12                       | 148                         |
|                            | Expl. | 6                       | 2613          | 0.2%   | 1                   | 0                     | 0                     | 0                   | 2                     | 0       | 0               | 0                   | 1                     | 0                   | 1                        | 1                           |
|                            | RLE.  | 108                     | 2613          | 4.1%   | 5                   | 13                    | 8                     | 0                   | 4                     | 2       | 0               | 1                   | 4                     | 2                   | 0                        | 69                          |
|                            | Oth.  | 9                       | 2613          | 0.3%   | 0                   | 0                     | 7                     | 0                   | 0                     | 2       | 0               | 0                   | 0                     | 0                   | 0                        | 0                           |
| MONTEZUMA                  |       |                         |               |        |                     |                       |                       |                     |                       |         |                 |                     |                       |                     |                          |                             |
| 2035 MONTEZUMA-CORTEZ RE-1 |       |                         |               |        |                     |                       |                       |                     |                       |         |                 |                     |                       |                     |                          |                             |
| Elementary                 | Susp. | 81                      | 1588          | 5.1%   | 6                   | 0                     | 0                     | 0                   | 0                     | 0       | 0               | 3                   | 5                     | 1                   | 0                        | 66                          |
|                            | Expl. | 0                       | 1588          | 0.0%   | 0                   | 0                     | 0                     | 0                   | 0                     | 0       | 0               | 0                   | 0                     | 0                   | 0                        | 0                           |
|                            | RLE.  | 0                       | 1588          | 0.0%   | 0                   | 0                     | 0                     | 0                   | 0                     | 0       | 0               | 0                   | 0                     | 0                   | 0                        | 0                           |
|                            | Oth.  | 0                       | 1588          | 0.0%   | 0                   | 0                     | 0                     | 0                   | 0                     | 0       | 0               | 0                   | 0                     | 0                   | 0                        | 0                           |
| Jr./Middle                 | Susp. | 301                     | 777           | 38.7%  | 11                  | 0                     | 2                     | 0                   | 0                     | 0       | 0               | 28                  | 11                    | 10                  | 0                        | 239                         |
|                            | Expl. | 25                      | 777           | 3.2%   | 2                   | 0                     | 0                     | 0                   | 0                     | 0       | 0               | 8                   | 2                     | 2                   | 0                        | 11                          |
|                            | RLE.  | 27                      | 777           | 3.5%   | 13                  | 0                     | 0                     | 0                   | 0                     | 0       | 0               | 0                   | 0                     | 12                  | 0                        | 2                           |
|                            | Oth.  | 0                       | 777           | 0.0%   | 0                   | 0                     | 0                     | 0                   | 0                     | 0       | 0               | 0                   | 0                     | 0                   | 0                        | 0                           |
| Senior                     | Susp. | 233                     | 1271          | 18.3%  | 6                   | 7                     | 2                     | 0                   | 0                     | 0       | 0               | 15                  | 5                     | 2                   | 0                        | 196                         |
|                            | Expl. | 11                      | 1271          | 0.9%   | 0                   | 0                     | 0                     | 0                   | 0                     | 0       | 0               | 0                   | 0                     | 0                   | 0                        | 11                          |
|                            | RLE.  | 39                      | 1271          | 3.1%   | 3                   | 7                     | 0                     | 0                   | 0                     | 0       | 0               | 0                   | 0                     | 2                   | 0                        | 27                          |
|                            | Oth.  | 0                       | 1271          | 0.0%   | 0                   | 0                     | 0                     | 0                   | 0                     | 0       | 0               | 0                   | 0                     | 0                   | 0                        | 0                           |
| 2035 District Totals:      |       |                         |               |        |                     |                       |                       |                     |                       |         |                 |                     |                       |                     |                          |                             |
|                            | Susp. | 615                     | 3636          | 16.9%  | 23                  | 7                     | 4                     | 0                   | 0                     | 0       | 0               | 46                  | 21                    | 13                  | 0                        | 501                         |
|                            | Expl. | 36                      | 3636          | 1.0%   | 2                   | 0                     | 0                     | 0                   | 0                     | 0       | 0               | 8                   | 2                     | 2                   | 0                        | 22                          |
|                            | RLE.  | 66                      | 3636          | 1.8%   | 16                  | 7                     | 0                     | 0                   | 0                     | 0       | 0               | 0                   | 0                     | 14                  | 0                        | 29                          |
|                            | Oth.  | 0                       | 3636          | 0.0%   | 0                   | 0                     | 0                     | 0                   | 0                     | 0       | 0               | 0                   | 0                     | 0                   | 0                        | 0                           |
| 2055 DOLORES RE-4A         |       |                         |               |        |                     |                       |                       |                     |                       |         |                 |                     |                       |                     |                          |                             |
| Elementary                 | Susp. | 17                      | 342           | 5.0%   | 0                   | 0                     | 0                     | 0                   | 1                     | 0       | 0               | 7                   | 7                     | 0                   | 2                        | 0                           |






**COLORADO DEPARTMENT OF EDUCATION**

**SAFETY & DISCIPLINE INDICATORS  
2003-2004 SUSPENSIONS AND EXPULSIONS REPORT  
INCIDENT RATE AND REASONS BY SCHOOL TYPE**


| TYPE                       | STUDENTS<br>DISCIPLINED | EOY<br>STU CT | % RATE | DRUG<br>VIAOLATIONS | ALCOHOL<br>VIOLATIONS | TOBACCO<br>VIOLATIONS | ASSUALTS/<br>FIGHTS | DANGEROU<br>S WEAPONS | ROBBERY | OTHER<br>FELONY | DISOBEY/<br>DEFIANT | DETREMENT<br>BEHAVIOR | DESTROY<br>PROPERTY | REPEATED<br>INTERFERENCE | OTHER<br>CODE OF<br>CONDUCT |   |
|----------------------------|-------------------------|---------------|--------|---------------------|-----------------------|-----------------------|---------------------|-----------------------|---------|-----------------|---------------------|-----------------------|---------------------|--------------------------|-----------------------------|---|
|                            |                         |               |        |                     |                       |                       |                     |                       |         |                 |                     |                       |                     |                          |                             |   |
| Jr./Middle                 | Expl.                   | 0             | 342    | 0.0%                | 0                     | 0                     | 0                   | 0                     | 0       | 0               | 0                   | 0                     | 0                   | 0                        | 0                           | 0 |
|                            | RLE.                    | 0             | 342    | 0.0%                | 0                     | 0                     | 0                   | 0                     | 0       | 0               | 0                   | 0                     | 0                   | 0                        | 0                           | 0 |
|                            | Oth.                    | 0             | 342    | 0.0%                | 0                     | 0                     | 0                   | 0                     | 0       | 0               | 0                   | 0                     | 0                   | 0                        | 0                           | 0 |
| Jr./Middle                 | Susp.                   | 15            | 220    | 6.8%                | 0                     | 0                     | 0                   | 0                     | 0       | 0               | 0                   | 0                     | 2                   | 0                        | 13                          |   |
|                            | Expl.                   | 0             | 220    | 0.0%                | 0                     | 0                     | 0                   | 0                     | 0       | 0               | 0                   | 0                     | 0                   | 0                        | 0                           |   |
|                            | RLE.                    | 0             | 220    | 0.0%                | 0                     | 0                     | 0                   | 0                     | 0       | 0               | 0                   | 0                     | 0                   | 0                        | 0                           |   |
|                            | Oth.                    | 0             | 220    | 0.0%                | 0                     | 0                     | 0                   | 0                     | 0       | 0               | 0                   | 0                     | 0                   | 0                        | 0                           |   |
| Senior                     | Susp.                   | 7             | 256    | 2.7%                | 1                     | 0                     | 0                   | 0                     | 0       | 0               | 1                   | 0                     | 0                   | 0                        | 5                           |   |
|                            | Expl.                   | 0             | 256    | 0.0%                | 0                     | 0                     | 0                   | 0                     | 0       | 0               | 0                   | 0                     | 0                   | 0                        | 0                           |   |
|                            | RLE.                    | 1             | 256    | 0.4%                | 1                     | 0                     | 0                   | 0                     | 0       | 0               | 0                   | 0                     | 0                   | 0                        | 0                           |   |
|                            | Oth.                    | 0             | 256    | 0.0%                | 0                     | 0                     | 0                   | 0                     | 0       | 0               | 0                   | 0                     | 0                   | 0                        | 0                           |   |
| 2055 District Totals:      |                         |               |        |                     |                       |                       |                     |                       |         |                 |                     |                       |                     |                          |                             |   |
|                            | Susp.                   | 39            | 818    | 4.8%                | 1                     | 0                     | 0                   | 1                     | 0       | 0               | 8                   | 7                     | 2                   | 2                        | 18                          |   |
|                            | Expl.                   | 0             | 818    | 0.0%                | 0                     | 0                     | 0                   | 0                     | 0       | 0               | 0                   | 0                     | 0                   | 0                        | 0                           |   |
|                            | RLE.                    | 1             | 818    | 0.1%                | 1                     | 0                     | 0                   | 0                     | 0       | 0               | 0                   | 0                     | 0                   | 0                        | 0                           |   |
|                            | Oth.                    | 0             | 818    | 0.0%                | 0                     | 0                     | 0                   | 0                     | 0       | 0               | 0                   | 0                     | 0                   | 0                        | 0                           |   |
| 2070 MANCOS RE-6           |                         |               |        |                     |                       |                       |                     |                       |         |                 |                     |                       |                     |                          |                             |   |
| Elementary                 | Susp.                   | 32            | 197    | 16.2%               | 0                     | 0                     | 8                   | 0                     | 4       | 0               | 13                  | 4                     | 0                   | 0                        | 0                           |   |
|                            | Expl.                   | 0             | 197    | 0.0%                | 0                     | 0                     | 0                   | 0                     | 0       | 0               | 0                   | 0                     | 0                   | 0                        | 0                           |   |
|                            | RLE.                    | 0             | 197    | 0.0%                | 0                     | 0                     | 0                   | 0                     | 0       | 0               | 0                   | 0                     | 0                   | 0                        | 0                           |   |
|                            | Oth.                    | 17            | 197    | 8.6%                | 0                     | 0                     | 0                   | 0                     | 0       | 0               | 4                   | 1                     | 0                   | 0                        | 0                           |   |
| Jr./Middle                 | Susp.                   | 48            | 108    | 44.4%               | 0                     | 0                     | 0                   | 0                     | 0       | 0               | 4                   | 31                    | 0                   | 6                        | 6                           |   |
|                            | Expl.                   | 3             | 108    | 2.8%                | 1                     | 0                     | 0                   | 2                     | 0       | 0               | 0                   | 0                     | 0                   | 0                        | 0                           |   |
|                            | RLE.                    | 3             | 108    | 2.8%                | 1                     | 0                     | 0                   | 2                     | 0       | 0               | 0                   | 0                     | 0                   | 0                        | 0                           |   |
|                            | Oth.                    | 0             | 108    | 0.0%                | 0                     | 0                     | 0                   | 0                     | 0       | 0               | 0                   | 0                     | 0                   | 0                        | 0                           |   |
| Senior                     | Susp.                   | 23            | 174    | 13.2%               | 0                     | 1                     | 0                   | 0                     | 0       | 0               | 0                   | 11                    | 0                   | 2                        | 9                           |   |
|                            | Expl.                   | 0             | 174    | 0.0%                | 0                     | 0                     | 0                   | 0                     | 0       | 0               | 0                   | 0                     | 0                   | 0                        | 0                           |   |
|                            | RLE.                    | 3             | 174    | 1.7%                | 0                     | 1                     | 0                   | 0                     | 0       | 0               | 0                   | 0                     | 0                   | 0                        | 0                           |   |
|                            | Oth.                    | 0             | 174    | 0.0%                | 0                     | 0                     | 0                   | 0                     | 0       | 0               | 0                   | 0                     | 0                   | 0                        | 0                           |   |
| 2070 District Totals:      |                         |               |        |                     |                       |                       |                     |                       |         |                 |                     |                       |                     |                          |                             |   |
|                            | Susp.                   | 103           | 479    | 21.5%               | 0                     | 1                     | 0                   | 8                     | 0       | 4               | 17                  | 46                    | 0                   | 8                        | 15                          |   |
|                            | Expl.                   | 3             | 479    | 0.6%                | 1                     | 0                     | 0                   | 2                     | 0       | 0               | 0                   | 0                     | 0                   | 0                        | 0                           |   |
|                            | RLE.                    | 6             | 479    | 1.3%                | 1                     | 1                     | 0                   | 2                     | 0       | 0               | 0                   | 0                     | 0                   | 0                        | 0                           |   |
|                            | Oth.                    | 17            | 479    | 3.5%                | 0                     | 0                     | 0                   | 0                     | 0       | 0               | 4                   | 1                     | 0                   | 0                        | 0                           |   |
| MONTEZUMA Totals:          |                         |               |        |                     |                       |                       |                     |                       |         |                 |                     |                       |                     |                          |                             |   |
|                            | Susp.                   | 757           | 4933   | 15.3%               | 24                    | 8                     | 4                   | 8                     | 1       | 4               | 71                  | 74                    | 15                  | 10                       | 534                         |   |
|                            | Expl.                   | 39            | 4933   | 0.8%                | 3                     | 0                     | 0                   | 0                     | 2       | 0               | 8                   | 2                     | 2                   | 0                        | 22                          |   |
|                            | RLE.                    | 73            | 4933   | 1.5%                | 18                    | 8                     | 0                   | 0                     | 2       | 0               | 0                   | 0                     | 14                  | 0                        | 29                          |   |
|                            | Oth.                    | 17            | 4933   | 0.3%                | 0                     | 0                     | 0                   | 0                     | 0       | 0               | 4                   | 1                     | 0                   | 0                        | 0                           |   |
| MONTROSE                   |                         |               |        |                     |                       |                       |                     |                       |         |                 |                     |                       |                     |                          |                             |   |
| 2180 MONTROSE COUNTY RE-1J |                         |               |        |                     |                       |                       |                     |                       |         |                 |                     |                       |                     |                          |                             |   |
| Elementary                 | Susp.                   | 50            | 2688   | 1.9%                | 1                     | 0                     | 0                   | 12                    | 1       | 0               | 8                   | 5                     | 0                   | 0                        | 14                          |   |
|                            | Expl.                   | 0             | 2688   | 0.0%                | 0                     | 0                     | 0                   | 0                     | 0       | 0               | 0                   | 0                     | 0                   | 0                        | 0                           |   |
|                            | RLE.                    | 6             | 2688   | 0.2%                | 1                     | 0                     | 0                   | 2                     | 0       | 0               | 0                   | 1                     | 0                   | 0                        | 2                           |   |



**COLORADO DEPARTMENT OF EDUCATION**

**SAFETY & DISCIPLINE INDICATORS  
2003-2004 SUSPENSIONS AND EXPULSIONS REPORT  
INCIDENT RATE AND REASONS BY SCHOOL TYPE**


| SCHOOL TYPE           | TYPE  | STUDENTS    |        | % RATE | DRUG<br>VIAOLATIONS | ALCOHOL<br>VIOLATIONS | TOBACCO<br>VIOLATIONS | ASSUALTS/<br>FIGHTS | DANGEROU<br>S WEAPONS | ROBBERY | OTHER<br>FELONY | DISOBEY/<br>DEFIANT | DETREMENT<br>BEHAVIOR | DESTROY<br>PROPERTY | REPEATED<br>INTERFERENCE | OTHER<br>CODE OF<br>CONDUCT |
|-----------------------|-------|-------------|--------|--------|---------------------|-----------------------|-----------------------|---------------------|-----------------------|---------|-----------------|---------------------|-----------------------|---------------------|--------------------------|-----------------------------|
|                       |       | DISCIPLINED | STU CT |        |                     |                       |                       |                     |                       |         |                 |                     |                       |                     |                          |                             |
|                       | Oth.  | 7           | 2688   | 0.3%   | 0                   | 0                     | 0                     | 0                   | 0                     | 0       | 0               | 0                   | 0                     | 0                   | 0                        | 5                           |
| Jr./Middle            | Susp. | 395         | 1857   | 21.3%  | 4                   | 7                     | 1                     | 0                   | 3                     | 0       | 1               | 47                  | 65                    | 7                   | 14                       | 84                          |
|                       | Expl. | 19          | 1857   | 1.0%   | 1                   | 0                     | 0                     | 1                   | 0                     | 0       | 0               | 0                   | 3                     | 0                   | 2                        | 1                           |
|                       | RLE.  | 5           | 1857   | 0.3%   | 0                   | 0                     | 0                     | 0                   | 0                     | 0       | 1               | 0                   | 1                     | 1                   | 1                        | 1                           |
|                       | Oth.  | 0           | 1857   | 0.0%   | 0                   | 0                     | 0                     | 0                   | 0                     | 0       | 0               | 0                   | 0                     | 0                   | 0                        | 0                           |
| Senior                | Susp. | 175         | 1886   | 9.3%   | 24                  | 14                    | 27                    | 0                   | 0                     | 1       | 0               | 23                  | 4                     | 3                   | 25                       | 48                          |
|                       | Expl. | 10          | 1886   | 0.5%   | 3                   | 0                     | 0                     | 0                   | 2                     | 0       | 2               | 1                   | 1                     | 0                   | 1                        | 0                           |
|                       | RLE.  | 82          | 1886   | 4.3%   | 22                  | 14                    | 27                    | 0                   | 3                     | 2       | 2               | 0                   | 3                     | 3                   | 3                        | 0                           |
|                       | Oth.  | 102         | 1886   | 5.4%   | 0                   | 0                     | 12                    | 0                   | 0                     | 1       | 0               | 27                  | 0                     | 10                  | 6                        | 45                          |
| 2180 District Totals: |       |             |        |        |                     |                       |                       |                     |                       |         |                 |                     |                       |                     |                          |                             |
|                       | Susp. | 620         | 6431   | 9.6%   | 29                  | 21                    | 28                    | 12                  | 4                     | 1       | 1               | 78                  | 74                    | 10                  | 39                       | 146                         |
|                       | Expl. | 29          | 6431   | 0.5%   | 4                   | 0                     | 0                     | 1                   | 2                     | 0       | 2               | 1                   | 4                     | 0                   | 3                        | 1                           |
|                       | RLE.  | 93          | 6431   | 1.4%   | 23                  | 14                    | 27                    | 2                   | 3                     | 2       | 3               | 0                   | 5                     | 4                   | 4                        | 3                           |
|                       | Oth.  | 109         | 6431   | 1.7%   | 0                   | 0                     | 12                    | 0                   | 0                     | 1       | 0               | 27                  | 0                     | 10                  | 6                        | 50                          |
| 2190 WEST END RE-2    |       |             |        |        |                     |                       |                       |                     |                       |         |                 |                     |                       |                     |                          |                             |
| Elementary            | Susp. | 10          | 218    | 4.6%   | 0                   | 0                     | 0                     | 1                   | 0                     | 0       | 0               | 7                   | 0                     | 2                   | 0                        | 0                           |
|                       | Expl. | 1           | 218    | 0.5%   | 0                   | 0                     | 0                     | 0                   | 1                     | 0       | 0               | 0                   | 0                     | 0                   | 0                        | 0                           |
|                       | RLE.  | 0           | 218    | 0.0%   | 0                   | 0                     | 0                     | 0                   | 0                     | 0       | 0               | 0                   | 0                     | 0                   | 0                        | 0                           |
|                       | Oth.  | 16          | 218    | 7.3%   | 0                   | 0                     | 3                     | 0                   | 0                     | 0       | 0               | 0                   | 0                     | 0                   | 0                        | 13                          |
| Jr./Middle            | Susp. | 82          | 72     | 113.9% | 0                   | 0                     | 0                     | 2                   | 0                     | 0       | 0               | 24                  | 0                     | 0                   | 0                        | 56                          |
|                       | Expl. | 0           | 72     | 0.0%   | 0                   | 0                     | 0                     | 0                   | 0                     | 0       | 0               | 0                   | 0                     | 0                   | 0                        | 0                           |
|                       | RLE.  | 0           | 72     | 0.0%   | 0                   | 0                     | 0                     | 0                   | 0                     | 0       | 0               | 0                   | 0                     | 0                   | 0                        | 0                           |
|                       | Oth.  | 0           | 72     | 0.0%   | 0                   | 0                     | 0                     | 0                   | 0                     | 0       | 0               | 0                   | 0                     | 0                   | 0                        | 0                           |
| Senior                | Susp. | 42          | 148    | 28.4%  | 1                   | 0                     | 2                     | 8                   | 0                     | 0       | 0               | 12                  | 12                    | 0                   | 0                        | 0                           |
|                       | Expl. | 1           | 148    | 0.7%   | 0                   | 0                     | 0                     | 0                   | 1                     | 0       | 0               | 0                   | 0                     | 0                   | 0                        | 0                           |
|                       | RLE.  | 2           | 148    | 1.4%   | 0                   | 0                     | 0                     | 0                   | 1                     | 0       | 0               | 0                   | 0                     | 0                   | 0                        | 0                           |
|                       | Oth.  | 41          | 148    | 27.7%  | 0                   | 15                    | 0                     | 5                   | 0                     | 0       | 0               | 0                   | 8                     | 0                   | 0                        | 13                          |
| 2190 District Totals: |       |             |        |        |                     |                       |                       |                     |                       |         |                 |                     |                       |                     |                          |                             |
|                       | Susp. | 134         | 438    | 30.6%  | 1                   | 0                     | 2                     | 11                  | 0                     | 0       | 0               | 43                  | 12                    | 2                   | 0                        | 56                          |
|                       | Expl. | 2           | 438    | 0.5%   | 0                   | 0                     | 0                     | 0                   | 2                     | 0       | 0               | 0                   | 0                     | 0                   | 0                        | 0                           |
|                       | RLE.  | 2           | 438    | 0.5%   | 0                   | 0                     | 0                     | 0                   | 1                     | 0       | 0               | 0                   | 0                     | 0                   | 0                        | 0                           |
|                       | Oth.  | 57          | 438    | 13.0%  | 0                   | 15                    | 3                     | 5                   | 0                     | 0       | 0               | 0                   | 8                     | 0                   | 0                        | 26                          |
| MONTROSE Totals:      |       |             |        |        |                     |                       |                       |                     |                       |         |                 |                     |                       |                     |                          |                             |
|                       | Susp. | 754         | 6869   | 11.0%  | 30                  | 21                    | 30                    | 23                  | 4                     | 1       | 1               | 121                 | 86                    | 12                  | 39                       | 202                         |
|                       | Expl. | 31          | 6869   | 0.5%   | 4                   | 0                     | 0                     | 1                   | 4                     | 0       | 2               | 1                   | 4                     | 0                   | 3                        | 1                           |
|                       | RLE.  | 95          | 6869   | 1.4%   | 23                  | 14                    | 27                    | 2                   | 4                     | 2       | 3               | 0                   | 5                     | 4                   | 4                        | 3                           |
|                       | Oth.  | 166         | 6869   | 2.4%   | 0                   | 15                    | 15                    | 5                   | 0                     | 1       | 0               | 27                  | 8                     | 10                  | 6                        | 76                          |
| MORGAN                |       |             |        |        |                     |                       |                       |                     |                       |         |                 |                     |                       |                     |                          |                             |
| 2395 BRUSH RE-2(J)    |       |             |        |        |                     |                       |                       |                     |                       |         |                 |                     |                       |                     |                          |                             |
| Elementary            | Susp. | 47          | 752    | 6.3%   | 0                   | 0                     | 0                     | 0                   | 0                     | 0       | 0               | 0                   | 3                     | 0                   | 2                        | 37                          |
|                       | Expl. | 0           | 752    | 0.0%   | 0                   | 0                     | 0                     | 0                   | 0                     | 0       | 0               | 0                   | 0                     | 0                   | 0                        | 0                           |
|                       | RLE.  | 0           | 752    | 0.0%   | 0                   | 0                     | 0                     | 0                   | 0                     | 0       | 0               | 0                   | 0                     | 0                   | 0                        | 0                           |
|                       | Oth.  | 4           | 752    | 0.5%   | 0                   | 0                     | 0                     | 0                   | 0                     | 0       | 0               | 0                   | 0                     | 4                   | 0                        | 0                           |



**COLORADO DEPARTMENT OF EDUCATION**

**SAFETY & DISCIPLINE INDICATORS  
2003-2004 SUSPENSIONS AND EXPULSIONS REPORT  
INCIDENT RATE AND REASONS BY SCHOOL TYPE**


| TYPE                       | STUDENTS    | EOY    | % RATE | DRUG        | ALCOHOL    | TOBACCO    | ASSUALTS/ | DANGEROU  | ROBBERY | OTHER  | DISOBEY/ | DETREMENT | DESTROY  | REPEATED     | OTHER           |  |
|----------------------------|-------------|--------|--------|-------------|------------|------------|-----------|-----------|---------|--------|----------|-----------|----------|--------------|-----------------|--|
|                            | DISCIPLINED | STU CT |        | VIAOLATIONS | VIOLATIONS | VIOLATIONS | FIGHTS    | S WEAPONS |         | FELONY | DEFIANT  | BEHAVIOR  | PROPERTY | INTERFERANCE | CODE OF CONDUCT |  |
| Jr./Middle                 | Susp.       | 63     | 398    | 15.8%       | 0          | 0          | 0         | 0         | 1       | 0      | 17       | 39        | 0        | 5            | 1               |  |
|                            | Expl.       | 4      | 398    | 1.0%        | 0          | 0          | 0         | 0         | 1       | 0      | 3        | 0         | 0        | 0            | 0               |  |
|                            | RLE.        | 2      | 398    | 0.5%        | 0          | 0          | 0         | 0         | 2       | 0      | 0        | 0         | 0        | 0            | 0               |  |
|                            | Oth.        | 81     | 398    | 20.4%       | 0          | 0          | 0         | 0         | 0       | 0      | 40       | 19        | 0        | 16           | 3               |  |
| Senior                     | Susp.       | 86     | 512    | 16.8%       | 8          | 0          | 1         | 11        | 0       | 0      | 21       | 26        | 0        | 0            | 19              |  |
|                            | Expl.       | 3      | 512    | 0.6%        | 0          | 0          | 0         | 1         | 0       | 0      | 0        | 0         | 0        | 2            | 0               |  |
|                            | RLE.        | 27     | 512    | 5.3%        | 7          | 0          | 0         | 11        | 0       | 0      | 0        | 9         | 0        | 0            | 0               |  |
|                            | Oth.        | 107    | 512    | 20.9%       | 0          | 0          | 0         | 0         | 0       | 0      | 88       | 1         | 0        | 0            | 18              |  |
| 2395 District Totals:      |             |        |        |             |            |            |           |           |         |        |          |           |          |              |                 |  |
| Susp.                      | 196         | 1662   | 11.8%  | 8           | 0          | 1          | 11        | 1         | 0       | 0      | 38       | 68        | 0        | 7            | 57              |  |
| Expl.                      | 7           | 1662   | 0.4%   | 0           | 0          | 0          | 1         | 1         | 0       | 0      | 3        | 0         | 0        | 2            | 0               |  |
| RLE.                       | 29          | 1662   | 1.7%   | 7           | 0          | 0          | 11        | 1         | 0       | 0      | 9        | 0         | 0        | 0            | 0               |  |
| Oth.                       | 192         | 1662   | 11.6%  | 0           | 0          | 0          | 0         | 0         | 0       | 0      | 128      | 20        | 4        | 16           | 21              |  |
| 2405 FORT MORGAN RE-3      |             |        |        |             |            |            |           |           |         |        |          |           |          |              |                 |  |
| Elementary                 | Susp.       | 226    | 1934   | 11.7%       | 2          | 0          | 0         | 0         | 1       | 0      | 0        | 0         | 0        | 0            | 196             |  |
|                            | Expl.       | 0      | 1934   | 0.0%        | 0          | 0          | 0         | 0         | 0       | 0      | 0        | 0         | 0        | 0            | 0               |  |
|                            | RLE.        | 0      | 1934   | 0.0%        | 0          | 0          | 0         | 0         | 0       | 0      | 0        | 0         | 0        | 0            | 0               |  |
|                            | Oth.        | 0      | 1934   | 0.0%        | 0          | 0          | 0         | 0         | 0       | 0      | 0        | 0         | 0        | 0            | 0               |  |
| Jr./Middle                 | Susp.       | 337    | 555    | 60.7%       | 3          | 0          | 9         | 0         | 0       | 0      | 3        | 37        | 5        | 0            | 248             |  |
|                            | Expl.       | 0      | 555    | 0.0%        | 0          | 0          | 0         | 0         | 0       | 0      | 0        | 0         | 0        | 0            | 0               |  |
|                            | RLE.        | 0      | 555    | 0.0%        | 0          | 0          | 0         | 0         | 0       | 0      | 0        | 0         | 0        | 0            | 0               |  |
|                            | Oth.        | 0      | 555    | 0.0%        | 0          | 0          | 0         | 0         | 0       | 0      | 0        | 0         | 0        | 0            | 0               |  |
| Senior                     | Susp.       | 314    | 966    | 32.5%       | 5          | 1          | 5         | 0         | 1       | 0      | 1        | 3         | 0        | 0            | 280             |  |
|                            | Expl.       | 1      | 966    | 0.1%        | 0          | 0          | 0         | 0         | 0       | 0      | 0        | 1         | 0        | 0            | 0               |  |
|                            | RLE.        | 0      | 966    | 0.0%        | 0          | 0          | 0         | 0         | 0       | 0      | 0        | 0         | 0        | 0            | 0               |  |
|                            | Oth.        | 0      | 966    | 0.0%        | 0          | 0          | 0         | 0         | 0       | 0      | 0        | 0         | 0        | 0            | 0               |  |
| 2405 District Totals:      |             |        |        |             |            |            |           |           |         |        |          |           |          |              |                 |  |
| Susp.                      | 877         | 3455   | 25.4%  | 10          | 1          | 14         | 0         | 2         | 0       | 0      | 4        | 40        | 5        | 0            | 724             |  |
| Expl.                      | 1           | 3455   | 0.0%   | 0           | 0          | 0          | 0         | 0         | 0       | 0      | 0        | 1         | 0        | 0            | 0               |  |
| RLE.                       | 0           | 3455   | 0.0%   | 0           | 0          | 0          | 0         | 0         | 0       | 0      | 0        | 0         | 0        | 0            | 0               |  |
| Oth.                       | 0           | 3455   | 0.0%   | 0           | 0          | 0          | 0         | 0         | 0       | 0      | 0        | 0         | 0        | 0            | 0               |  |
| 2505 WELDON VALLY RE-20(J) |             |        |        |             |            |            |           |           |         |        |          |           |          |              |                 |  |
| Elementary                 | Susp.       | 1      | 109    | 0.9%        | 0          | 0          | 0         | 0         | 0       | 0      | 0        | 0         | 0        | 0            | 1               |  |
|                            | Expl.       | 0      | 109    | 0.0%        | 0          | 0          | 0         | 0         | 0       | 0      | 0        | 0         | 0        | 0            | 0               |  |
|                            | RLE.        | 0      | 109    | 0.0%        | 0          | 0          | 0         | 0         | 0       | 0      | 0        | 0         | 0        | 0            | 0               |  |
|                            | Oth.        | 0      | 109    | 0.0%        | 0          | 0          | 0         | 0         | 0       | 0      | 0        | 0         | 0        | 0            | 0               |  |
| Jr./Middle                 | Susp.       | 11     | 36     | 30.6%       | 0          | 0          | 0         | 0         | 0       | 0      | 3        | 1         | 0        | 0            | 4               |  |
|                            | Expl.       | 0      | 36     | 0.0%        | 0          | 0          | 0         | 0         | 0       | 0      | 0        | 0         | 0        | 0            | 0               |  |
|                            | RLE.        | 0      | 36     | 0.0%        | 0          | 0          | 0         | 0         | 0       | 0      | 0        | 0         | 0        | 0            | 0               |  |
|                            | Oth.        | 0      | 36     | 0.0%        | 0          | 0          | 0         | 0         | 0       | 0      | 0        | 0         | 0        | 0            | 0               |  |
| Senior                     | Susp.       | 33     | 66     | 50.0%       | 0          | 0          | 3         | 0         | 0       | 0      | 5        | 6         | 1        | 2            | 16              |  |
|                            | Expl.       | 0      | 66     | 0.0%        | 0          | 0          | 0         | 0         | 0       | 0      | 0        | 0         | 0        | 0            | 0               |  |
|                            | RLE.        | 0      | 66     | 0.0%        | 0          | 0          | 0         | 0         | 0       | 0      | 0        | 0         | 0        | 0            | 0               |  |
|                            | Oth.        | 0      | 66     | 0.0%        | 0          | 0          | 0         | 0         | 0       | 0      | 0        | 0         | 0        | 0            | 0               |  |
| 2505 District Totals:      |             |        |        |             |            |            |           |           |         |        |          |           |          |              |                 |  |
| Susp.                      | 45          | 211    | 21.3%  | 0           | 0          | 3          | 0         | 0         | 0       | 0      | 8        | 7         | 1        | 2            | 21              |  |



**COLORADO DEPARTMENT OF EDUCATION**

**SAFETY & DISCIPLINE INDICATORS  
2003-2004 SUSPENSIONS AND EXPULSIONS REPORT  
INCIDENT RATE AND REASONS BY SCHOOL TYPE**


| SCHOOL TYPE           | TYPE  | STUDENTS    |        |        | DRUG<br>VIAIATIONS | ALCOHOL<br>VIOLATIONS | TOBACCO<br>VIOLATIONS | ASSUALTS/<br>FIGHTS | DANGEROU<br>S WEAPONS | ROBBERY | OTHER<br>FELONY | DISOBEY/<br>DEFIANT | DETREMENT<br>BEHAVIOR | DESTROY<br>PROPERTY | REPEATED<br>INTERFERENCE | OTHER<br>CODE OF<br>CONDUCT |
|-----------------------|-------|-------------|--------|--------|--------------------|-----------------------|-----------------------|---------------------|-----------------------|---------|-----------------|---------------------|-----------------------|---------------------|--------------------------|-----------------------------|
|                       |       | DISCIPLINED | STU CT | % RATE |                    |                       |                       |                     |                       |         |                 |                     |                       |                     |                          |                             |
| 2515 WIGGINS RE-50(J) | Expl. | 0           | 211    | 0.0%   | 0                  | 0                     | 0                     | 0                   | 0                     | 0       | 0               | 0                   | 0                     | 0                   | 0                        | 0                           |
|                       | RLE.  | 0           | 211    | 0.0%   | 0                  | 0                     | 0                     | 0                   | 0                     | 0       | 0               | 0                   | 0                     | 0                   | 0                        | 0                           |
|                       | Oth.  | 0           | 211    | 0.0%   | 0                  | 0                     | 0                     | 0                   | 0                     | 0       | 0               | 0                   | 0                     | 0                   | 0                        | 0                           |
| Elementary            | Susp. | 15          | 342    | 4.4%   | 0                  | 0                     | 0                     | 3                   | 0                     | 0       | 0               | 10                  | 0                     | 0                   | 2                        | 0                           |
|                       | Expl. | 0           | 342    | 0.0%   | 0                  | 0                     | 0                     | 0                   | 0                     | 0       | 0               | 0                   | 0                     | 0                   | 0                        | 0                           |
|                       | RLE.  | 0           | 342    | 0.0%   | 0                  | 0                     | 0                     | 0                   | 0                     | 0       | 0               | 0                   | 0                     | 0                   | 0                        | 0                           |
|                       | Oth.  | 0           | 342    | 0.0%   | 0                  | 0                     | 0                     | 0                   | 0                     | 0       | 0               | 0                   | 0                     | 0                   | 0                        | 0                           |
| Senior                | Susp. | 44          | 303    | 14.5%  | 0                  | 0                     | 2                     | 0                   | 0                     | 0       | 0               | 0                   | 7                     | 0                   | 1                        | 34                          |
|                       | Expl. | 1           | 303    | 0.3%   | 0                  | 0                     | 0                     | 0                   | 0                     | 0       | 0               | 0                   | 1                     | 0                   | 0                        | 0                           |
|                       | RLE.  | 2           | 303    | 0.7%   | 0                  | 0                     | 0                     | 0                   | 0                     | 0       | 0               | 0                   | 0                     | 0                   | 0                        | 2                           |
|                       | Oth.  | 0           | 303    | 0.0%   | 0                  | 0                     | 0                     | 0                   | 0                     | 0       | 0               | 0                   | 0                     | 0                   | 0                        | 0                           |
| 2515 District Totals: |       |             |        |        |                    |                       |                       |                     |                       |         |                 |                     |                       |                     |                          |                             |
|                       | Susp. | 59          | 645    | 9.1%   | 0                  | 0                     | 2                     | 3                   | 0                     | 0       | 0               | 10                  | 7                     | 0                   | 3                        | 34                          |
|                       | Expl. | 1           | 645    | 0.2%   | 0                  | 0                     | 0                     | 0                   | 0                     | 0       | 0               | 0                   | 1                     | 0                   | 0                        | 0                           |
|                       | RLE.  | 2           | 645    | 0.3%   | 0                  | 0                     | 0                     | 0                   | 0                     | 0       | 0               | 0                   | 0                     | 0                   | 0                        | 2                           |
|                       | Oth.  | 0           | 645    | 0.0%   | 0                  | 0                     | 0                     | 0                   | 0                     | 0       | 0               | 0                   | 0                     | 0                   | 0                        | 0                           |
| MORGAN Totals:        |       |             |        |        |                    |                       |                       |                     |                       |         |                 |                     |                       |                     |                          |                             |
|                       | Susp. | 1177        | 5973   | 19.7%  | 18                 | 1                     | 20                    | 14                  | 3                     | 0       | 0               | 60                  | 122                   | 6                   | 12                       | 836                         |
|                       | Expl. | 9           | 5973   | 0.2%   | 0                  | 0                     | 0                     | 1                   | 0                     | 0       | 3               | 2                   | 0                     | 0                   | 2                        | 0                           |
|                       | RLE.  | 31          | 5973   | 0.5%   | 7                  | 0                     | 0                     | 11                  | 2                     | 0       | 0               | 9                   | 0                     | 0                   | 0                        | 2                           |
|                       | Oth.  | 192         | 5973   | 3.2%   | 0                  | 0                     | 0                     | 0                   | 0                     | 0       | 128             | 20                  | 4                     | 16                  | 21                       |                             |
| OTERO                 |       |             |        |        |                    |                       |                       |                     |                       |         |                 |                     |                       |                     |                          |                             |
| 2520 EAST OTERO R-1   |       |             |        |        |                    |                       |                       |                     |                       |         |                 |                     |                       |                     |                          |                             |
| Elementary            | Susp. | 55          | 697    | 7.9%   | 0                  | 0                     | 6                     | 0                   | 0                     | 0       | 0               | 22                  | 1                     | 21                  | 5                        | 0                           |
|                       | Expl. | 0           | 697    | 0.0%   | 0                  | 0                     | 0                     | 0                   | 0                     | 0       | 0               | 0                   | 0                     | 0                   | 0                        | 0                           |
|                       | RLE.  | 0           | 697    | 0.0%   | 0                  | 0                     | 0                     | 0                   | 0                     | 0       | 0               | 0                   | 0                     | 0                   | 0                        | 0                           |
|                       | Oth.  | 0           | 697    | 0.0%   | 0                  | 0                     | 0                     | 0                   | 0                     | 0       | 0               | 0                   | 0                     | 0                   | 0                        | 0                           |
| Jr./Middle            | Susp. | 110         | 436    | 25.2%  | 4                  | 0                     | 3                     | 0                   | 0                     | 0       | 38              | 49                  | 1                     | 0                   | 0                        | 0                           |
|                       | Expl. | 4           | 436    | 0.9%   | 0                  | 0                     | 0                     | 0                   | 1                     | 0       | 0               | 3                   | 0                     | 0                   | 0                        | 0                           |
|                       | RLE.  | 17          | 436    | 3.9%   | 2                  | 0                     | 0                     | 0                   | 0                     | 0       | 0               | 15                  | 0                     | 0                   | 0                        | 0                           |
|                       | Oth.  | 0           | 436    | 0.0%   | 0                  | 0                     | 0                     | 0                   | 0                     | 0       | 0               | 0                   | 0                     | 0                   | 0                        | 0                           |
| Senior                | Susp. | 51          | 632    | 8.1%   | 0                  | 0                     | 6                     | 0                   | 0                     | 0       | 15              | 21                  | 0                     | 0                   | 0                        | 9                           |
|                       | Expl. | 1           | 632    | 0.2%   | 0                  | 0                     | 0                     | 0                   | 0                     | 0       | 0               | 1                   | 0                     | 0                   | 0                        | 0                           |
|                       | RLE.  | 0           | 632    | 0.0%   | 0                  | 0                     | 0                     | 0                   | 0                     | 0       | 0               | 0                   | 0                     | 0                   | 0                        | 0                           |
|                       | Oth.  | 0           | 632    | 0.0%   | 0                  | 0                     | 0                     | 0                   | 0                     | 0       | 0               | 0                   | 0                     | 0                   | 0                        | 0                           |
| 2520 District Totals: |       |             |        |        |                    |                       |                       |                     |                       |         |                 |                     |                       |                     |                          |                             |
|                       | Susp. | 216         | 1765   | 12.2%  | 4                  | 0                     | 15                    | 0                   | 0                     | 0       | 75              | 71                  | 22                    | 5                   | 9                        |                             |
|                       | Expl. | 5           | 1765   | 0.3%   | 0                  | 0                     | 0                     | 0                   | 1                     | 0       | 0               | 4                   | 0                     | 0                   | 0                        |                             |
|                       | RLE.  | 17          | 1765   | 1.0%   | 2                  | 0                     | 0                     | 0                   | 1                     | 0       | 0               | 15                  | 0                     | 0                   | 0                        |                             |
|                       | Oth.  | 0           | 1765   | 0.0%   | 0                  | 0                     | 0                     | 0                   | 0                     | 0       | 0               | 0                   | 0                     | 0                   | 0                        |                             |
| 2530 ROCKY FORD R-2   |       |             |        |        |                    |                       |                       |                     |                       |         |                 |                     |                       |                     |                          |                             |
| Elementary            | Susp. | 103         | 421    | 24.5%  | 0                  | 0                     | 2                     | 0                   | 1                     | 0       | 0               | 21                  | 28                    | 2                   | 4                        | 18                          |



**COLORADO DEPARTMENT OF EDUCATION**

**SAFETY & DISCIPLINE INDICATORS  
2003-2004 SUSPENSIONS AND EXPULSIONS REPORT  
INCIDENT RATE AND REASONS BY SCHOOL TYPE**

|                       | TYPE  | STUDENTS<br>DISCIPLINED | EOY<br>STU CT | % RATE | DRUG<br>VIAOLATIONS | ALCOHOL<br>VIOLATIONS | TOBACCO<br>VIOLATIONS | ASSUALTS/<br>FIGHTS | DANGEROU<br>S WEAPONS | ROBBERY | OTHER<br>FELONY | DISOBEY/<br>DEFIANT | DETREMENT<br>BEHAVIOR | DESTROY<br>PROPERTY | REPEATED<br>INTERPERANCE | OTHER<br>CODE OF<br>CONDUCT |
|-----------------------|-------|-------------------------|---------------|--------|---------------------|-----------------------|-----------------------|---------------------|-----------------------|---------|-----------------|---------------------|-----------------------|---------------------|--------------------------|-----------------------------|
|                       | Expl. | 2                       | 421           | 0.5%   | 0                   | 0                     | 0                     | 0                   | 2                     | 0       | 0               | 0                   | 0                     | 0                   | 0                        | 0                           |
|                       | RLE.  | 0                       | 421           | 0.0%   | 0                   | 0                     | 0                     | 0                   | 0                     | 0       | 0               | 0                   | 0                     | 0                   | 0                        | 0                           |
|                       | Oth.  | 1                       | 421           | 0.2%   | 0                   | 0                     | 0                     | 0                   | 0                     | 0       | 0               | 0                   | 0                     | 0                   | 0                        | 1                           |
| Jr./Middle            | Susp. | 63                      | 237           | 26.6%  | 2                   | 0                     | 2                     | 5                   | 1                     | 0       | 0               | 28                  | 13                    | 1                   | 0                        | 6                           |
|                       | Expl. | 5                       | 237           | 2.1%   | 0                   | 0                     | 0                     | 0                   | 1                     | 0       | 0               | 2                   | 2                     | 0                   | 0                        | 0                           |
|                       | RLE.  | 2                       | 237           | 0.8%   | 2                   | 0                     | 0                     | 0                   | 0                     | 0       | 0               | 0                   | 0                     | 0                   | 0                        | 0                           |
|                       | Oth.  | 0                       | 237           | 0.0%   | 0                   | 0                     | 0                     | 0                   | 0                     | 0       | 0               | 0                   | 0                     | 0                   | 0                        | 0                           |
| Senior                | Susp. | 86                      | 270           | 31.9%  | 4                   | 1                     | 2                     | 8                   | 0                     | 0       | 0               | 25                  | 8                     | 0                   | 10                       | 28                          |
|                       | Expl. | 0                       | 270           | 0.0%   | 0                   | 0                     | 0                     | 0                   | 0                     | 0       | 0               | 0                   | 0                     | 0                   | 0                        | 0                           |
|                       | RLE.  | 2                       | 270           | 0.7%   | 2                   | 0                     | 0                     | 0                   | 0                     | 0       | 0               | 0                   | 0                     | 0                   | 0                        | 0                           |
|                       | Oth.  | 0                       | 270           | 0.0%   | 0                   | 0                     | 0                     | 0                   | 0                     | 0       | 0               | 0                   | 0                     | 0                   | 0                        | 0                           |
| 2530 District Totals: |       |                         |               |        |                     |                       |                       |                     |                       |         |                 |                     |                       |                     |                          |                             |
|                       | Susp. | 252                     | 928           | 27.2%  | 6                   | 1                     | 6                     | 13                  | 2                     | 0       | 0               | 74                  | 49                    | 3                   | 14                       | 52                          |
|                       | Expl. | 7                       | 928           | 0.8%   | 0                   | 0                     | 0                     | 0                   | 3                     | 0       | 0               | 2                   | 2                     | 0                   | 0                        | 0                           |
|                       | RLE.  | 4                       | 928           | 0.4%   | 4                   | 0                     | 0                     | 0                   | 1                     | 0       | 0               | 0                   | 0                     | 0                   | 0                        | 0                           |
|                       | Oth.  | 1                       | 928           | 0.1%   | 0                   | 0                     | 0                     | 0                   | 0                     | 0       | 0               | 0                   | 0                     | 0                   | 0                        | 1                           |
| 2535 MANZANOLA 3J     |       |                         |               |        |                     |                       |                       |                     |                       |         |                 |                     |                       |                     |                          |                             |
| Elementary            | Susp. | 23                      | 93            | 24.7%  | 0                   | 0                     | 0                     | 7                   | 0                     | 0       | 1               | 5                   | 4                     | 0                   | 0                        | 6                           |
|                       | Expl. | 0                       | 93            | 0.0%   | 0                   | 0                     | 0                     | 0                   | 0                     | 0       | 0               | 0                   | 0                     | 0                   | 0                        | 0                           |
|                       | RLE.  | 0                       | 93            | 0.0%   | 0                   | 0                     | 0                     | 0                   | 0                     | 0       | 0               | 0                   | 0                     | 0                   | 0                        | 0                           |
|                       | Oth.  | 3                       | 93            | 3.2%   | 0                   | 0                     | 0                     | 1                   | 0                     | 0       | 0               | 2                   | 0                     | 0                   | 0                        | 0                           |
| Senior                | Susp. | 55                      | 106           | 51.9%  | 0                   | 0                     | 3                     | 2                   | 0                     | 0       | 0               | 9                   | 4                     | 0                   | 0                        | 31                          |
|                       | Expl. | 0                       | 106           | 0.0%   | 0                   | 0                     | 0                     | 0                   | 0                     | 0       | 0               | 0                   | 0                     | 0                   | 0                        | 0                           |
|                       | RLE.  | 3                       | 106           | 2.8%   | 0                   | 2                     | 0                     | 1                   | 0                     | 0       | 0               | 0                   | 0                     | 0                   | 0                        | 0                           |
|                       | Oth.  | 35                      | 106           | 33.0%  | 1                   | 3                     | 0                     | 0                   | 0                     | 0       | 0               | 9                   | 1                     | 0                   | 0                        | 21                          |
| 2535 District Totals: |       |                         |               |        |                     |                       |                       |                     |                       |         |                 |                     |                       |                     |                          |                             |
|                       | Susp. | 78                      | 199           | 39.2%  | 0                   | 0                     | 3                     | 9                   | 0                     | 0       | 1               | 14                  | 8                     | 0                   | 0                        | 37                          |
|                       | Expl. | 0                       | 199           | 0.0%   | 0                   | 0                     | 0                     | 0                   | 0                     | 0       | 0               | 0                   | 0                     | 0                   | 0                        | 0                           |
|                       | RLE.  | 3                       | 199           | 1.5%   | 0                   | 2                     | 0                     | 1                   | 0                     | 0       | 0               | 0                   | 0                     | 0                   | 0                        | 0                           |
|                       | Oth.  | 38                      | 199           | 19.1%  | 1                   | 3                     | 0                     | 1                   | 0                     | 0       | 0               | 11                  | 1                     | 0                   | 0                        | 21                          |
| 2540 FOWLER R-4J      |       |                         |               |        |                     |                       |                       |                     |                       |         |                 |                     |                       |                     |                          |                             |
| Elementary            | Susp. | 9                       | 198           | 4.5%   | 0                   | 0                     | 0                     | 0                   | 0                     | 0       | 0               | 4                   | 1                     | 0                   | 0                        | 4                           |
|                       | Expl. | 0                       | 198           | 0.0%   | 0                   | 0                     | 0                     | 0                   | 0                     | 0       | 0               | 0                   | 0                     | 0                   | 0                        | 0                           |
|                       | RLE.  | 0                       | 198           | 0.0%   | 0                   | 0                     | 0                     | 0                   | 0                     | 0       | 0               | 0                   | 0                     | 0                   | 0                        | 0                           |
|                       | Oth.  | 0                       | 198           | 0.0%   | 0                   | 0                     | 0                     | 0                   | 0                     | 0       | 0               | 0                   | 0                     | 0                   | 0                        | 0                           |
| Jr./Middle            | Susp. | 2                       | 58            | 3.4%   | 0                   | 0                     | 0                     | 0                   | 0                     | 0       | 0               | 0                   | 0                     | 0                   | 0                        | 2                           |
|                       | Expl. | 0                       | 58            | 0.0%   | 0                   | 0                     | 0                     | 0                   | 0                     | 0       | 0               | 0                   | 0                     | 0                   | 0                        | 0                           |
|                       | RLE.  | 0                       | 58            | 0.0%   | 0                   | 0                     | 0                     | 0                   | 0                     | 0       | 0               | 0                   | 0                     | 0                   | 0                        | 0                           |
|                       | Oth.  | 0                       | 58            | 0.0%   | 0                   | 0                     | 0                     | 0                   | 0                     | 0       | 0               | 0                   | 0                     | 0                   | 0                        | 0                           |
| Senior                | Susp. | 8                       | 129           | 6.2%   | 0                   | 0                     | 2                     | 2                   | 0                     | 0       | 0               | 0                   | 0                     | 0                   | 0                        | 4                           |
|                       | Expl. | 0                       | 129           | 0.0%   | 0                   | 0                     | 0                     | 0                   | 0                     | 0       | 0               | 0                   | 0                     | 0                   | 0                        | 0                           |
|                       | RLE.  | 0                       | 129           | 0.0%   | 0                   | 0                     | 0                     | 0                   | 0                     | 0       | 0               | 0                   | 0                     | 0                   | 0                        | 0                           |
|                       | Oth.  | 0                       | 129           | 0.0%   | 0                   | 0                     | 0                     | 0                   | 0                     | 0       | 0               | 0                   | 0                     | 0                   | 0                        | 0                           |
| 2540 District Totals: |       |                         |               |        |                     |                       |                       |                     |                       |         |                 |                     |                       |                     |                          |                             |
|                       | Susp. | 19                      | 385           | 4.9%   | 0                   | 0                     | 2                     | 2                   | 0                     | 0       | 0               | 4                   | 1                     | 0                   | 0                        | 10                          |
|                       | Expl. | 0                       | 385           | 0.0%   | 0                   | 0                     | 0                     | 0                   | 0                     | 0       | 0               | 0                   | 0                     | 0                   | 0                        | 0                           |






**COLORADO DEPARTMENT OF EDUCATION**

**SAFETY & DISCIPLINE INDICATORS  
2003-2004 SUSPENSIONS AND EXPULSIONS REPORT  
INCIDENT RATE AND REASONS BY SCHOOL TYPE**


| TYPE                  | STUDENTS    |        |        | DRUG<br>VIAOLATIONS | ALCOHOL<br>VIOLATIONS | TOBACCO<br>VIOLATIONS | ASSUALTS/<br>FIGHTS | DANGEROU<br>S WEAPONS | ROBBERY | OTHER<br>FELONY | DISOBEY/<br>DEFIANT | DETREMENT<br>BEHAVIOR | DESTROY<br>PROPERTY | REPEATED<br>INTERFERENCE | OTHER<br>CODE OF<br>CONDUCT |
|-----------------------|-------------|--------|--------|---------------------|-----------------------|-----------------------|---------------------|-----------------------|---------|-----------------|---------------------|-----------------------|---------------------|--------------------------|-----------------------------|
|                       | DISCIPLINED | STU CT | % RATE |                     |                       |                       |                     |                       |         |                 |                     |                       |                     |                          |                             |
| RLE.                  | 0           | 164    | 0.0%   | 0                   | 0                     | 0                     | 0                   | 0                     | 0       | 0               | 0                   | 0                     | 0                   | 0                        | 0                           |
| Oth.                  | 0           | 164    | 0.0%   | 0                   | 0                     | 0                     | 0                   | 0                     | 0       | 0               | 0                   | 0                     | 0                   | 0                        | 0                           |
| Jr./Middle            |             |        |        |                     |                       |                       |                     |                       |         |                 |                     |                       |                     |                          |                             |
| Susp.                 | 2           | 46     | 4.3%   | 0                   | 0                     | 0                     | 2                   | 0                     | 0       | 0               | 0                   | 0                     | 0                   | 0                        | 0                           |
| Expl.                 | 0           | 46     | 0.0%   | 0                   | 0                     | 0                     | 0                   | 0                     | 0       | 0               | 0                   | 0                     | 0                   | 0                        | 0                           |
| RLE.                  | 0           | 46     | 0.0%   | 0                   | 0                     | 0                     | 0                   | 0                     | 0       | 0               | 0                   | 0                     | 0                   | 0                        | 0                           |
| Oth.                  | 0           | 46     | 0.0%   | 0                   | 0                     | 0                     | 0                   | 0                     | 0       | 0               | 0                   | 0                     | 0                   | 0                        | 0                           |
| Senior                |             |        |        |                     |                       |                       |                     |                       |         |                 |                     |                       |                     |                          |                             |
| Susp.                 | 7           | 73     | 9.6%   | 0                   | 0                     | 1                     | 3                   | 0                     | 0       | 0               | 0                   | 3                     | 0                   | 0                        | 0                           |
| Expl.                 | 1           | 73     | 1.4%   | 0                   | 0                     | 0                     | 0                   | 1                     | 0       | 0               | 0                   | 0                     | 0                   | 0                        | 0                           |
| RLE.                  | 1           | 73     | 1.4%   | 0                   | 0                     | 0                     | 0                   | 1                     | 0       | 0               | 0                   | 0                     | 0                   | 0                        | 0                           |
| Oth.                  | 0           | 73     | 0.0%   | 0                   | 0                     | 0                     | 0                   | 0                     | 0       | 0               | 0                   | 0                     | 0                   | 0                        | 0                           |
| 2580 District Totals: |             |        |        |                     |                       |                       |                     |                       |         |                 |                     |                       |                     |                          |                             |
| Susp.                 | 11          | 283    | 3.9%   | 0                   | 0                     | 1                     | 5                   | 0                     | 0       | 0               | 0                   | 5                     | 0                   | 0                        | 0                           |
| Expl.                 | 1           | 283    | 0.4%   | 0                   | 0                     | 0                     | 0                   | 1                     | 0       | 0               | 0                   | 0                     | 0                   | 0                        | 0                           |
| RLE.                  | 1           | 283    | 0.4%   | 0                   | 0                     | 0                     | 0                   | 1                     | 0       | 0               | 0                   | 0                     | 0                   | 0                        | 0                           |
| Oth.                  | 0           | 283    | 0.0%   | 0                   | 0                     | 0                     | 0                   | 0                     | 0       | 0               | 0                   | 0                     | 0                   | 0                        | 0                           |
| 2590 RIDGWAY R-2      |             |        |        |                     |                       |                       |                     |                       |         |                 |                     |                       |                     |                          |                             |
| Elementary            |             |        |        |                     |                       |                       |                     |                       |         |                 |                     |                       |                     |                          |                             |
| Susp.                 | 3           | 147    | 2.0%   | 0                   | 0                     | 0                     | 1                   | 0                     | 0       | 0               | 0                   | 1                     | 0                   | 1                        | 0                           |
| Expl.                 | 0           | 147    | 0.0%   | 0                   | 0                     | 0                     | 0                   | 0                     | 0       | 0               | 0                   | 0                     | 0                   | 0                        | 0                           |
| RLE.                  | 0           | 147    | 0.0%   | 0                   | 0                     | 0                     | 0                   | 0                     | 0       | 0               | 0                   | 0                     | 0                   | 0                        | 0                           |
| Oth.                  | 8           | 147    | 5.4%   | 0                   | 0                     | 0                     | 0                   | 0                     | 0       | 0               | 4                   | 0                     | 0                   | 0                        | 4                           |
| Jr./Middle            |             |        |        |                     |                       |                       |                     |                       |         |                 |                     |                       |                     |                          |                             |
| Susp.                 | 18          | 72     | 25.0%  | 0                   | 0                     | 0                     | 6                   | 0                     | 0       | 0               | 5                   | 1                     | 0                   | 0                        | 0                           |
| Expl.                 | 0           | 72     | 0.0%   | 0                   | 0                     | 0                     | 0                   | 0                     | 0       | 0               | 0                   | 0                     | 0                   | 0                        | 0                           |
| RLE.                  | 0           | 72     | 0.0%   | 0                   | 0                     | 0                     | 0                   | 0                     | 0       | 0               | 0                   | 0                     | 0                   | 0                        | 0                           |
| Oth.                  | 1           | 72     | 1.4%   | 0                   | 0                     | 0                     | 0                   | 0                     | 0       | 0               | 0                   | 0                     | 0                   | 0                        | 0                           |
| Senior                |             |        |        |                     |                       |                       |                     |                       |         |                 |                     |                       |                     |                          |                             |
| Susp.                 | 19          | 105    | 18.1%  | 0                   | 0                     | 0                     | 1                   | 0                     | 0       | 0               | 10                  | 3                     | 0                   | 1                        | 4                           |
| Expl.                 | 0           | 105    | 0.0%   | 0                   | 0                     | 0                     | 0                   | 0                     | 0       | 0               | 0                   | 0                     | 0                   | 0                        | 0                           |
| RLE.                  | 2           | 105    | 1.9%   | 0                   | 0                     | 0                     | 0                   | 0                     | 0       | 0               | 0                   | 0                     | 1                   | 0                        | 0                           |
| Oth.                  | 4           | 105    | 3.8%   | 0                   | 0                     | 1                     | 0                   | 0                     | 0       | 0               | 0                   | 3                     | 0                   | 0                        | 0                           |
| 2590 District Totals: |             |        |        |                     |                       |                       |                     |                       |         |                 |                     |                       |                     |                          |                             |
| Susp.                 | 40          | 324    | 12.3%  | 0                   | 0                     | 0                     | 8                   | 0                     | 0       | 0               | 15                  | 5                     | 0                   | 2                        | 4                           |
| Expl.                 | 0           | 324    | 0.0%   | 0                   | 0                     | 0                     | 0                   | 0                     | 0       | 0               | 0                   | 0                     | 0                   | 0                        | 0                           |
| RLE.                  | 2           | 324    | 0.6%   | 0                   | 0                     | 0                     | 0                   | 0                     | 0       | 0               | 0                   | 0                     | 1                   | 0                        | 0                           |
| Oth.                  | 13          | 324    | 4.0%   | 0                   | 0                     | 1                     | 0                   | 0                     | 0       | 0               | 4                   | 3                     | 0                   | 0                        | 4                           |
| OURAY Totals:         |             |        |        |                     |                       |                       |                     |                       |         |                 |                     |                       |                     |                          |                             |
| Susp.                 | 51          | 607    | 8.4%   | 0                   | 0                     | 1                     | 13                  | 0                     | 0       | 0               | 15                  | 10                    | 0                   | 2                        | 4                           |
| Expl.                 | 1           | 607    | 0.2%   | 0                   | 0                     | 0                     | 0                   | 1                     | 0       | 0               | 0                   | 0                     | 0                   | 0                        | 0                           |
| RLE.                  | 3           | 607    | 0.5%   | 0                   | 0                     | 0                     | 0                   | 1                     | 0       | 0               | 0                   | 0                     | 1                   | 0                        | 0                           |
| Oth.                  | 13          | 607    | 2.1%   | 0                   | 0                     | 1                     | 0                   | 0                     | 0       | 0               | 4                   | 3                     | 0                   | 0                        | 4                           |
| PARK                  |             |        |        |                     |                       |                       |                     |                       |         |                 |                     |                       |                     |                          |                             |
| 2600 PLATTE CANYON 1  |             |        |        |                     |                       |                       |                     |                       |         |                 |                     |                       |                     |                          |                             |
| Elementary            |             |        |        |                     |                       |                       |                     |                       |         |                 |                     |                       |                     |                          |                             |
| Susp.                 | 27          | 614    | 4.4%   | 0                   | 0                     | 0                     | 8                   | 0                     | 0       | 0               | 0                   | 14                    | 1                   | 0                        | 0                           |
| Expl.                 | 0           | 614    | 0.0%   | 0                   | 0                     | 0                     | 0                   | 0                     | 0       | 0               | 0                   | 0                     | 0                   | 0                        | 0                           |
| RLE.                  | 0           | 614    | 0.0%   | 0                   | 0                     | 0                     | 0                   | 0                     | 0       | 0               | 0                   | 0                     | 0                   | 0                        | 0                           |
| Oth.                  | 0           | 614    | 0.0%   | 0                   | 0                     | 0                     | 0                   | 0                     | 0       | 0               | 0                   | 0                     | 0                   | 0                        | 0                           |



**COLORADO DEPARTMENT OF EDUCATION**

**SAFETY & DISCIPLINE INDICATORS  
2003-2004 SUSPENSIONS AND EXPULSIONS REPORT  
INCIDENT RATE AND REASONS BY SCHOOL TYPE**

|                       | TYPE  | STUDENTS    |        |               | DRUG<br>VIAOLATIONS | ALCOHOL<br>VIOLATIONS | TOBACCO<br>VIOLATIONS | ASSUALTS/<br>FIGHTS | DANGEROU<br>S WEAPONS | ROBBERY | OTHER<br>FELONY | DISOBEY/<br>DEFIANT | DETREMENT<br>BEHAVIOR | DESTROY<br>PROPERTY | REPEATED<br>INTERFERENCE | OTHER<br>CODE OF<br>CONDUCT |
|-----------------------|-------|-------------|--------|---------------|---------------------|-----------------------|-----------------------|---------------------|-----------------------|---------|-----------------|---------------------|-----------------------|---------------------|--------------------------|-----------------------------|
|                       |       | DISCIPLINED | STU CT | EOY<br>% RATE |                     |                       |                       |                     |                       |         |                 |                     |                       |                     |                          |                             |
| Jr./Middle            | Susp. | 89          | 359    | 24.8%         | 1                   | 0                     | 0                     | 16                  | 1                     | 0       | 0               | 27                  | 44                    | 0                   | 0                        | 0                           |
|                       | Expl. | 0           | 359    | 0.0%          | 0                   | 0                     | 0                     | 0                   | 0                     | 0       | 0               | 0                   | 0                     | 0                   | 0                        | 0                           |
|                       | RLE.  | 2           | 359    | 0.6%          | 1                   | 0                     | 0                     | 0                   | 1                     | 0       | 0               | 0                   | 0                     | 0                   | 0                        | 0                           |
|                       | Oth.  | 7           | 359    | 1.9%          | 0                   | 0                     | 0                     | 0                   | 0                     | 0       | 0               | 7                   | 0                     | 0                   | 0                        | 0                           |
| Senior                | Susp. | 183         | 535    | 34.2%         | 4                   | 2                     | 18                    | 16                  | 0                     | 0       | 10              | 70                  | 0                     | 3                   | 0                        | 60                          |
|                       | Expl. | 11          | 535    | 2.1%          | 6                   | 0                     | 0                     | 0                   | 3                     | 0       | 1               | 1                   | 0                     | 0                   | 0                        | 0                           |
|                       | RLE.  | 29          | 535    | 5.4%          | 10                  | 2                     | 0                     | 2                   | 3                     | 0       | 7               | 2                   | 0                     | 2                   | 0                        | 1                           |
|                       | Oth.  | 0           | 535    | 0.0%          | 0                   | 0                     | 0                     | 0                   | 0                     | 0       | 0               | 0                   | 0                     | 0                   | 0                        | 0                           |
| 2600 District Totals: |       |             |        |               |                     |                       |                       |                     |                       |         |                 |                     |                       |                     |                          |                             |
|                       | Susp. | 299         | 1508   | 19.8%         | 5                   | 2                     | 18                    | 40                  | 1                     | 0       | 10              | 97                  | 58                    | 4                   | 0                        | 60                          |
|                       | Expl. | 11          | 1508   | 0.7%          | 6                   | 0                     | 0                     | 0                   | 3                     | 0       | 1               | 1                   | 0                     | 0                   | 0                        | 0                           |
|                       | RLE.  | 31          | 1508   | 2.1%          | 11                  | 2                     | 0                     | 2                   | 3                     | 0       | 7               | 2                   | 0                     | 2                   | 0                        | 1                           |
|                       | Oth.  | 7           | 1508   | 0.5%          | 0                   | 0                     | 0                     | 0                   | 0                     | 0       | 0               | 7                   | 0                     | 0                   | 0                        | 0                           |
| 2610 PARK COUNTY RE-2 |       |             |        |               |                     |                       |                       |                     |                       |         |                 |                     |                       |                     |                          |                             |
| Elementary            | Susp. | 48          | 425    | 11.3%         | 0                   | 0                     | 0                     | 0                   | 0                     | 0       | 0               | 20                  | 27                    | 1                   | 0                        | 0                           |
|                       | Expl. | 0           | 425    | 0.0%          | 0                   | 0                     | 0                     | 0                   | 0                     | 0       | 0               | 0                   | 0                     | 0                   | 0                        | 0                           |
|                       | RLE.  | 0           | 425    | 0.0%          | 0                   | 0                     | 0                     | 0                   | 0                     | 0       | 0               | 0                   | 0                     | 0                   | 0                        | 0                           |
|                       | Oth.  | 0           | 425    | 0.0%          | 0                   | 0                     | 0                     | 0                   | 0                     | 0       | 0               | 0                   | 0                     | 0                   | 0                        | 0                           |
| Jr./Middle            | Susp. | 17          | 114    | 14.9%         | 0                   | 0                     | 0                     | 3                   | 0                     | 0       | 0               | 6                   | 4                     | 0                   | 1                        | 3                           |
|                       | Expl. | 0           | 114    | 0.0%          | 0                   | 0                     | 0                     | 0                   | 0                     | 0       | 0               | 0                   | 0                     | 0                   | 0                        | 0                           |
|                       | RLE.  | 0           | 114    | 0.0%          | 0                   | 0                     | 0                     | 0                   | 0                     | 0       | 0               | 0                   | 0                     | 0                   | 0                        | 0                           |
|                       | Oth.  | 0           | 114    | 0.0%          | 0                   | 0                     | 0                     | 0                   | 0                     | 0       | 0               | 0                   | 0                     | 0                   | 0                        | 0                           |
| Senior                | Susp. | 46          | 148    | 31.1%         | 8                   | 0                     | 8                     | 0                   | 1                     | 0       | 0               | 12                  | 4                     | 1                   | 11                       | 1                           |
|                       | Expl. | 4           | 148    | 2.7%          | 1                   | 0                     | 0                     | 0                   | 1                     | 0       | 0               | 0                   | 2                     | 0                   | 0                        | 0                           |
|                       | RLE.  | 4           | 148    | 2.7%          | 3                   | 0                     | 0                     | 0                   | 1                     | 0       | 0               | 0                   | 0                     | 0                   | 0                        | 0                           |
|                       | Oth.  | 0           | 148    | 0.0%          | 0                   | 0                     | 0                     | 0                   | 0                     | 0       | 0               | 0                   | 0                     | 0                   | 0                        | 0                           |
| 2610 District Totals: |       |             |        |               |                     |                       |                       |                     |                       |         |                 |                     |                       |                     |                          |                             |
|                       | Susp. | 111         | 687    | 16.2%         | 8                   | 0                     | 8                     | 3                   | 1                     | 0       | 0               | 38                  | 35                    | 2                   | 12                       | 4                           |
|                       | Expl. | 4           | 687    | 0.6%          | 1                   | 0                     | 0                     | 0                   | 1                     | 0       | 0               | 0                   | 2                     | 0                   | 0                        | 0                           |
|                       | RLE.  | 4           | 687    | 0.6%          | 3                   | 0                     | 0                     | 0                   | 1                     | 0       | 0               | 0                   | 0                     | 0                   | 0                        | 0                           |
|                       | Oth.  | 0           | 687    | 0.0%          | 0                   | 0                     | 0                     | 0                   | 0                     | 0       | 0               | 0                   | 0                     | 0                   | 0                        | 0                           |
| PARK Totals:          |       |             |        |               |                     |                       |                       |                     |                       |         |                 |                     |                       |                     |                          |                             |
|                       | Susp. | 410         | 2195   | 18.7%         | 13                  | 2                     | 26                    | 43                  | 2                     | 0       | 10              | 135                 | 93                    | 6                   | 12                       | 64                          |
|                       | Expl. | 15          | 2195   | 0.7%          | 7                   | 0                     | 0                     | 0                   | 4                     | 0       | 1               | 1                   | 2                     | 0                   | 0                        | 0                           |
|                       | RLE.  | 35          | 2195   | 1.6%          | 14                  | 2                     | 0                     | 2                   | 5                     | 0       | 7               | 2                   | 0                     | 2                   | 0                        | 1                           |
|                       | Oth.  | 7           | 2195   | 0.3%          | 0                   | 0                     | 0                     | 0                   | 0                     | 0       | 0               | 7                   | 0                     | 0                   | 0                        | 0                           |
| PHILLIPS              |       |             |        |               |                     |                       |                       |                     |                       |         |                 |                     |                       |                     |                          |                             |
| 2620 HOLYOKE RE-1J    |       |             |        |               |                     |                       |                       |                     |                       |         |                 |                     |                       |                     |                          |                             |
| Elementary            | Susp. | 22          | 368    | 6.0%          | 0                   | 0                     | 0                     | 3                   | 2                     | 0       | 0               | 3                   | 1                     | 0                   | 0                        | 13                          |
|                       | Expl. | 0           | 368    | 0.0%          | 0                   | 0                     | 0                     | 0                   | 0                     | 0       | 0               | 0                   | 0                     | 0                   | 0                        | 0                           |
|                       | RLE.  | 1           | 368    | 0.3%          | 0                   | 0                     | 0                     | 0                   | 0                     | 0       | 0               | 0                   | 0                     | 0                   | 0                        | 1                           |
|                       | Oth.  | 0           | 368    | 0.0%          | 0                   | 0                     | 0                     | 0                   | 0                     | 0       | 0               | 0                   | 0                     | 0                   | 0                        | 0                           |
| Senior                | Susp. | 34          | 341    | 10.0%         | 3                   | 0                     | 2                     | 13                  | 2                     | 5       | 0               | 2                   | 1                     | 0                   | 1                        | 5                           |






**COLORADO DEPARTMENT OF EDUCATION**

**SAFETY & DISCIPLINE INDICATORS  
2003-2004 SUSPENSIONS AND EXPULSIONS REPORT  
INCIDENT RATE AND REASONS BY SCHOOL TYPE**


| TYPE                         | STUDENTS    | EOY    | % RATE | DRUG        | ALCOHOL    | TOBACCO    | ASSUALTS/ | DANGEROU  | ROBBERY | OTHER  | DISOBEY/ | DETREMENT | DESTROY  | REPEATED     | OTHER           |  |
|------------------------------|-------------|--------|--------|-------------|------------|------------|-----------|-----------|---------|--------|----------|-----------|----------|--------------|-----------------|--|
|                              | DISCIPLINED | STU CT |        | VIAOLATIONS | VIOLATIONS | VIOLATIONS | FIGHTS    | S WEAPONS |         | FELONY | DEFIANT  | BEHAVIOR  | PROPERTY | INTERFERANCE | CODE OF CONDUCT |  |
| Expl.                        | 0           | 341    | 0.0%   | 0           | 0          | 0          | 0         | 0         | 0       | 0      | 0        | 0         | 0        | 0            | 0               |  |
| RLE.                         | 4           | 341    | 1.2%   | 3           | 0          | 0          | 0         | 0         | 1       | 0      | 0        | 0         | 0        | 0            | 0               |  |
| Oth.                         | 0           | 341    | 0.0%   | 0           | 0          | 0          | 0         | 0         | 0       | 0      | 0        | 0         | 0        | 0            | 0               |  |
| <b>2620 District Totals:</b> |             |        |        |             |            |            |           |           |         |        |          |           |          |              |                 |  |
| Susp.                        | 56          | 709    | 7.9%   | 3           | 0          | 2          | 16        | 4         | 5       | 0      | 5        | 2         | 0        | 1            | 18              |  |
| Expl.                        | 0           | 709    | 0.0%   | 0           | 0          | 0          | 0         | 0         | 0       | 0      | 0        | 0         | 0        | 0            | 0               |  |
| RLE.                         | 5           | 709    | 0.7%   | 3           | 0          | 0          | 0         | 0         | 1       | 0      | 0        | 0         | 0        | 0            | 1               |  |
| Oth.                         | 0           | 709    | 0.0%   | 0           | 0          | 0          | 0         | 0         | 0       | 0      | 0        | 0         | 0        | 0            | 0               |  |
| <b>2630 HAXTUN RE-2J</b>     |             |        |        |             |            |            |           |           |         |        |          |           |          |              |                 |  |
| <b>Elementary</b>            |             |        |        |             |            |            |           |           |         |        |          |           |          |              |                 |  |
| Susp.                        | 4           | 212    | 1.9%   | 0           | 0          | 0          | 1         | 0         | 0       | 0      | 2        | 0         | 0        | 0            | 1               |  |
| Expl.                        | 0           | 212    | 0.0%   | 0           | 0          | 0          | 0         | 0         | 0       | 0      | 0        | 0         | 0        | 0            | 0               |  |
| RLE.                         | 0           | 212    | 0.0%   | 0           | 0          | 0          | 0         | 0         | 0       | 0      | 0        | 0         | 0        | 0            | 0               |  |
| Oth.                         | 43          | 212    | 20.3%  | 0           | 0          | 0          | 0         | 0         | 0       | 0      | 5        | 15        | 0        | 0            | 23              |  |
| <b>Senior</b>                |             |        |        |             |            |            |           |           |         |        |          |           |          |              |                 |  |
| Susp.                        | 13          | 101    | 12.9%  | 0           | 0          | 0          | 0         | 0         | 0       | 0      | 1        | 7         | 0        | 0            | 5               |  |
| Expl.                        | 0           | 101    | 0.0%   | 0           | 0          | 0          | 0         | 0         | 0       | 0      | 0        | 0         | 0        | 0            | 0               |  |
| RLE.                         | 0           | 101    | 0.0%   | 0           | 0          | 0          | 0         | 0         | 0       | 0      | 0        | 0         | 0        | 0            | 0               |  |
| Oth.                         | 19          | 101    | 18.8%  | 0           | 0          | 5          | 0         | 0         | 0       | 0      | 0        | 0         | 0        | 0            | 14              |  |
| <b>2630 District Totals:</b> |             |        |        |             |            |            |           |           |         |        |          |           |          |              |                 |  |
| Susp.                        | 17          | 313    | 5.4%   | 0           | 0          | 0          | 1         | 0         | 0       | 0      | 3        | 7         | 0        | 0            | 6               |  |
| Expl.                        | 0           | 313    | 0.0%   | 0           | 0          | 0          | 0         | 0         | 0       | 0      | 0        | 0         | 0        | 0            | 0               |  |
| RLE.                         | 0           | 313    | 0.0%   | 0           | 0          | 0          | 0         | 0         | 0       | 0      | 0        | 0         | 0        | 0            | 0               |  |
| Oth.                         | 62          | 313    | 19.8%  | 0           | 0          | 5          | 0         | 0         | 0       | 0      | 5        | 15        | 0        | 0            | 37              |  |
| <b>PHILLIPS Totals:</b>      |             |        |        |             |            |            |           |           |         |        |          |           |          |              |                 |  |
| Susp.                        | 73          | 1022   | 7.1%   | 3           | 0          | 2          | 17        | 4         | 5       | 0      | 8        | 9         | 0        | 1            | 24              |  |
| Expl.                        | 0           | 1022   | 0.0%   | 0           | 0          | 0          | 0         | 0         | 0       | 0      | 0        | 0         | 0        | 0            | 0               |  |
| RLE.                         | 5           | 1022   | 0.5%   | 3           | 0          | 0          | 0         | 0         | 1       | 0      | 0        | 0         | 0        | 0            | 1               |  |
| Oth.                         | 62          | 1022   | 6.1%   | 0           | 0          | 5          | 0         | 0         | 0       | 0      | 5        | 15        | 0        | 0            | 37              |  |
| <b>PITKIN</b>                |             |        |        |             |            |            |           |           |         |        |          |           |          |              |                 |  |
| <b>2640 ASPEN 1</b>          |             |        |        |             |            |            |           |           |         |        |          |           |          |              |                 |  |
| <b>Elementary</b>            |             |        |        |             |            |            |           |           |         |        |          |           |          |              |                 |  |
| Susp.                        | 3           | 648    | 0.5%   | 0           | 0          | 0          | 0         | 0         | 0       | 0      | 0        | 0         | 0        | 0            | 3               |  |
| Expl.                        | 1           | 648    | 0.2%   | 0           | 0          | 0          | 0         | 1         | 0       | 0      | 0        | 0         | 0        | 0            | 0               |  |
| RLE.                         | 0           | 648    | 0.0%   | 0           | 0          | 0          | 0         | 0         | 0       | 0      | 0        | 0         | 0        | 0            | 0               |  |
| Oth.                         | 0           | 648    | 0.0%   | 0           | 0          | 0          | 0         | 0         | 0       | 0      | 0        | 0         | 0        | 0            | 0               |  |
| <b>Jr./Middle</b>            |             |        |        |             |            |            |           |           |         |        |          |           |          |              |                 |  |
| Susp.                        | 5           | 446    | 1.1%   | 0           | 0          | 0          | 1         | 1         | 1       | 0      | 0        | 2         | 0        | 0            | 0               |  |
| Expl.                        | 1           | 446    | 0.2%   | 0           | 0          | 0          | 0         | 1         | 0       | 0      | 0        | 0         | 0        | 0            | 0               |  |
| RLE.                         | 2           | 446    | 0.4%   | 0           | 0          | 0          | 1         | 1         | 0       | 0      | 0        | 0         | 0        | 0            | 0               |  |
| Oth.                         | 0           | 446    | 0.0%   | 0           | 0          | 0          | 0         | 0         | 0       | 0      | 0        | 0         | 0        | 0            | 0               |  |
| <b>Senior</b>                |             |        |        |             |            |            |           |           |         |        |          |           |          |              |                 |  |
| Susp.                        | 6           | 552    | 1.1%   | 1           | 2          | 0          | 0         | 0         | 1       | 0      | 0        | 1         | 1        | 0            | 0               |  |
| Expl.                        | 0           | 552    | 0.0%   | 0           | 0          | 0          | 0         | 0         | 0       | 0      | 0        | 0         | 0        | 0            | 0               |  |
| RLE.                         | 1           | 552    | 0.2%   | 0           | 0          | 0          | 0         | 0         | 1       | 0      | 0        | 0         | 0        | 0            | 0               |  |
| Oth.                         | 0           | 552    | 0.0%   | 0           | 0          | 0          | 0         | 0         | 0       | 0      | 0        | 0         | 0        | 0            | 0               |  |
| <b>2640 District Totals:</b> |             |        |        |             |            |            |           |           |         |        |          |           |          |              |                 |  |
| Susp.                        | 14          | 1646   | 0.9%   | 1           | 2          | 0          | 1         | 1         | 2       | 0      | 0        | 3         | 1        | 0            | 3               |  |



**COLORADO DEPARTMENT OF EDUCATION**

**SAFETY & DISCIPLINE INDICATORS  
2003-2004 SUSPENSIONS AND EXPULSIONS REPORT  
INCIDENT RATE AND REASONS BY SCHOOL TYPE**


| SCHOOL TYPE           | TYPE       | STUDENTS    |        |        | DRUG<br>VIAOLATIONS | ALCOHOL<br>VIOLATIONS | TOBACCO<br>VIOLATIONS | ASSUALTS/<br>FIGHTS | DANGEROU<br>S WEAPONS | ROBBERY | OTHER<br>FELONY | DISOBEY/<br>DEFIANT | DETREMENT<br>BEHAVIOR | DESTROY<br>PROPERTY | REPEATED<br>INTERFERENCE | OTHER<br>CODE OF<br>CONDUCT |
|-----------------------|------------|-------------|--------|--------|---------------------|-----------------------|-----------------------|---------------------|-----------------------|---------|-----------------|---------------------|-----------------------|---------------------|--------------------------|-----------------------------|
|                       |            | DISCIPLINED | STU CT | % RATE |                     |                       |                       |                     |                       |         |                 |                     |                       |                     |                          |                             |
| PITKIN Totals:        | Expl.      | 2           | 1646   | 0.1%   | 0                   | 0                     | 0                     | 0                   | 2                     | 0       | 0               | 0                   | 0                     | 0                   | 0                        |                             |
|                       | RLE.       | 3           | 1646   | 0.2%   | 0                   | 0                     | 0                     | 1                   | 1                     | 1       | 0               | 0                   | 0                     | 0                   | 0                        |                             |
|                       | Oth.       | 0           | 1646   | 0.0%   | 0                   | 0                     | 0                     | 0                   | 0                     | 0       | 0               | 0                   | 0                     | 0                   | 0                        |                             |
|                       | Susp.      | 14          | 1646   | 0.9%   | 1                   | 2                     | 0                     | 1                   | 1                     | 2       | 0               | 0                   | 3                     | 1                   | 0                        | 3                           |
| PROWERS               | Expl.      | 2           | 1646   | 0.1%   | 0                   | 0                     | 0                     | 0                   | 2                     | 0       | 0               | 0                   | 0                     | 0                   | 0                        |                             |
|                       | RLE.       | 3           | 1646   | 0.2%   | 0                   | 0                     | 0                     | 1                   | 1                     | 1       | 0               | 0                   | 0                     | 0                   | 0                        |                             |
|                       | Oth.       | 0           | 1646   | 0.0%   | 0                   | 0                     | 0                     | 0                   | 0                     | 0       | 0               | 0                   | 0                     | 0                   | 0                        |                             |
|                       | Susp.      | 0           | 1646   | 0.0%   | 0                   | 0                     | 0                     | 0                   | 0                     | 0       | 0               | 0                   | 0                     | 0                   | 0                        |                             |
| 2650 GRANADA RE-1     | Elementary | Susp.       | 0      | 160    | 0.0%                | 0                     | 0                     | 0                   | 0                     | 0       | 0               | 0                   | 0                     | 0                   | 0                        |                             |
|                       | Expl.      | 0           | 160    | 0.0%   | 0                   | 0                     | 0                     | 0                   | 0                     | 0       | 0               | 0                   | 0                     | 0                   | 0                        |                             |
|                       | RLE.       | 0           | 160    | 0.0%   | 0                   | 0                     | 0                     | 0                   | 0                     | 0       | 0               | 0                   | 0                     | 0                   | 0                        |                             |
|                       | Oth.       | 106         | 160    | 66.3%  | 0                   | 0                     | 0                     | 2                   | 0                     | 0       | 0               | 0                   | 0                     | 0                   | 102                      |                             |
| Senior                | Susp.      | 17          | 150    | 11.3%  | 0                   | 0                     | 0                     | 3                   | 0                     | 0       | 4               | 0                   | 0                     | 0                   | 10                       |                             |
|                       | Expl.      | 0           | 150    | 0.0%   | 0                   | 0                     | 0                     | 0                   | 0                     | 0       | 0               | 0                   | 0                     | 0                   | 0                        |                             |
|                       | RLE.       | 0           | 150    | 0.0%   | 0                   | 0                     | 0                     | 0                   | 0                     | 0       | 0               | 0                   | 0                     | 0                   | 0                        |                             |
|                       | Oth.       | 107         | 150    | 71.3%  | 0                   | 0                     | 0                     | 1                   | 0                     | 0       | 16              | 0                   | 0                     | 0                   | 90                       |                             |
| 2650 District Totals: | Susp.      | 17          | 310    | 5.5%   | 0                   | 0                     | 0                     | 3                   | 0                     | 0       | 4               | 0                   | 0                     | 0                   | 10                       |                             |
|                       | Expl.      | 0           | 310    | 0.0%   | 0                   | 0                     | 0                     | 0                   | 0                     | 0       | 0               | 0                   | 0                     | 0                   | 0                        |                             |
|                       | RLE.       | 0           | 310    | 0.0%   | 0                   | 0                     | 0                     | 0                   | 0                     | 0       | 0               | 0                   | 0                     | 0                   | 0                        |                             |
|                       | Oth.       | 213         | 310    | 68.7%  | 0                   | 0                     | 0                     | 3                   | 0                     | 0       | 16              | 0                   | 0                     | 0                   | 192                      |                             |
| 2660 LAMAR RE-2       | Elementary | Susp.       | 95     | 912    | 10.4%               | 0                     | 0                     | 0                   | 5                     | 1       | 0               | 47                  | 33                    | 0                   | 8                        |                             |
|                       | Expl.      | 0           | 912    | 0.0%   | 0                   | 0                     | 0                     | 0                   | 0                     | 0       | 0               | 0                   | 0                     | 0                   | 0                        |                             |
|                       | RLE.       | 0           | 912    | 0.0%   | 0                   | 0                     | 0                     | 0                   | 0                     | 0       | 0               | 0                   | 0                     | 0                   | 0                        |                             |
|                       | Oth.       | 11          | 912    | 1.2%   | 0                   | 0                     | 0                     | 0                   | 0                     | 0       | 2               | 1                   | 0                     | 0                   | 8                        |                             |
| Jr./Middle            | Susp.      | 166         | 409    | 40.6%  | 2                   | 0                     | 2                     | 0                   | 0                     | 0       | 49              | 23                  | 0                     | 13                  | 77                       |                             |
|                       | Expl.      | 0           | 409    | 0.0%   | 0                   | 0                     | 0                     | 0                   | 0                     | 0       | 0               | 0                   | 0                     | 0                   | 0                        |                             |
|                       | RLE.       | 2           | 409    | 0.5%   | 2                   | 0                     | 0                     | 0                   | 0                     | 0       | 0               | 0                   | 0                     | 0                   | 0                        |                             |
|                       | Oth.       | 0           | 409    | 0.0%   | 0                   | 0                     | 0                     | 0                   | 0                     | 0       | 0               | 0                   | 0                     | 0                   | 0                        |                             |
| Senior                | Susp.      | 114         | 620    | 18.4%  | 17                  | 8                     | 0                     | 20                  | 0                     | 0       | 15              | 0                   | 0                     | 0                   | 54                       |                             |
|                       | Expl.      | 4           | 620    | 0.6%   | 0                   | 0                     | 0                     | 0                   | 3                     | 0       | 0               | 0                   | 0                     | 1                   | 0                        |                             |
|                       | RLE.       | 5           | 620    | 0.8%   | 4                   | 0                     | 0                     | 0                   | 1                     | 0       | 0               | 0                   | 0                     | 0                   | 0                        |                             |
|                       | Oth.       | 32          | 620    | 5.2%   | 0                   | 0                     | 0                     | 0                   | 0                     | 0       | 0               | 0                   | 1                     | 0                   | 31                       |                             |
| 2660 District Totals: | Susp.      | 375         | 1941   | 19.3%  | 19                  | 8                     | 2                     | 25                  | 1                     | 0       | 111             | 56                  | 0                     | 21                  | 132                      |                             |
|                       | Expl.      | 4           | 1941   | 0.2%   | 0                   | 0                     | 0                     | 0                   | 3                     | 0       | 0               | 0                   | 0                     | 1                   | 0                        |                             |
|                       | RLE.       | 7           | 1941   | 0.4%   | 6                   | 0                     | 0                     | 0                   | 1                     | 0       | 0               | 0                   | 0                     | 0                   | 0                        |                             |
|                       | Oth.       | 43          | 1941   | 2.2%   | 0                   | 0                     | 0                     | 0                   | 0                     | 0       | 2               | 1                   | 1                     | 0                   | 39                       |                             |
| 2670 HOLLY RE-3       | Elementary | Susp.       | 0      | 185    | 0.0%                | 0                     | 0                     | 0                   | 0                     | 0       | 0               | 0                   | 0                     | 0                   | 0                        |                             |



**COLORADO DEPARTMENT OF EDUCATION**

**SAFETY & DISCIPLINE INDICATORS  
2003-2004 SUSPENSIONS AND EXPULSIONS REPORT  
INCIDENT RATE AND REASONS BY SCHOOL TYPE**

|                       |             | STUDENTS | EOY  |        | DRUG       | ALCOHOL    | TOBACCO    | ASSUALTS/ | ANGEROU | OTHER  | DISOBEY/ | DETREMENT | DESTROY  | REPEATED     | OTHER           |
|-----------------------|-------------|----------|------|--------|------------|------------|------------|-----------|---------|--------|----------|-----------|----------|--------------|-----------------|
| TYPE                  | DISCIPLINED | STU      | CT   | % RATE | VIOLATIONS | VIOLATIONS | VIOLATIONS | FIGHTS    | S       | FELONY | DEFIANT  | BEHAVIOR  | PROPERTY | INTERFERANCE | CODE OF CONDUCT |
|                       | Expl.       | 0        | 185  | 0.0%   | 0          | 0          | 0          | 0         | 0       | 0      | 0        | 0         | 0        | 0            | 0               |
|                       | RLE.        | 0        | 185  | 0.0%   | 0          | 0          | 0          | 0         | 0       | 0      | 0        | 0         | 0        | 0            | 0               |
|                       | Oth.        | 0        | 185  | 0.0%   | 0          | 0          | 0          | 0         | 0       | 0      | 0        | 0         | 0        | 0            | 0               |
| Senior                | Susp.       | 0        | 184  | 0.0%   | 0          | 0          | 0          | 0         | 0       | 0      | 0        | 0         | 0        | 0            | 0               |
|                       | Expl.       | 2        | 184  | 1.1%   | 0          | 0          | 0          | 0         | 1       | 0      | 0        | 0         | 0        | 0            | 0               |
|                       | RLE.        | 2        | 184  | 1.1%   | 0          | 0          | 0          | 0         | 1       | 0      | 0        | 0         | 0        | 0            | 0               |
|                       | Oth.        | 5        | 184  | 2.7%   | 0          | 0          | 2          | 2         | 0       | 0      | 0        | 0         | 0        | 0            | 0               |
| 2670 District Totals: |             |          |      |        |            |            |            |           |         |        |          |           |          |              |                 |
|                       | Susp.       | 0        | 369  | 0.0%   | 0          | 0          | 0          | 0         | 0       | 0      | 0        | 0         | 0        | 0            | 0               |
|                       | Expl.       | 2        | 369  | 0.5%   | 0          | 0          | 0          | 0         | 1       | 0      | 0        | 0         | 0        | 0            | 0               |
|                       | RLE.        | 2        | 369  | 0.5%   | 0          | 0          | 0          | 0         | 1       | 0      | 0        | 0         | 0        | 0            | 0               |
|                       | Oth.        | 5        | 369  | 1.4%   | 0          | 0          | 2          | 2         | 0       | 0      | 0        | 0         | 0        | 0            | 0               |
| 2680 WILEY RE-13 JT   |             |          |      |        |            |            |            |           |         |        |          |           |          |              |                 |
| Elementary            | Susp.       | 4        | 158  | 2.5%   | 0          | 0          | 1          | 2         | 0       | 0      | 0        | 1         | 0        | 0            | 0               |
|                       | Expl.       | 0        | 158  | 0.0%   | 0          | 0          | 0          | 0         | 0       | 0      | 0        | 0         | 0        | 0            | 0               |
|                       | RLE.        | 0        | 158  | 0.0%   | 0          | 0          | 0          | 0         | 0       | 0      | 0        | 0         | 0        | 0            | 0               |
|                       | Oth.        | 0        | 158  | 0.0%   | 0          | 0          | 0          | 0         | 0       | 0      | 0        | 0         | 0        | 0            | 0               |
| Senior                | Susp.       | 19       | 173  | 11.0%  | 0          | 0          | 1          | 4         | 0       | 1      | 0        | 1         | 8        | 0            | 2               |
|                       | Expl.       | 0        | 173  | 0.0%   | 0          | 0          | 0          | 0         | 0       | 0      | 0        | 0         | 0        | 0            | 0               |
|                       | RLE.        | 1        | 173  | 0.6%   | 0          | 0          | 0          | 0         | 0       | 1      | 0        | 0         | 0        | 0            | 0               |
|                       | Oth.        | 0        | 173  | 0.0%   | 0          | 0          | 0          | 0         | 0       | 0      | 0        | 0         | 0        | 0            | 0               |
| 2680 District Totals: |             |          |      |        |            |            |            |           |         |        |          |           |          |              |                 |
|                       | Susp.       | 23       | 331  | 6.9%   | 0          | 0          | 2          | 6         | 0       | 1      | 0        | 1         | 9        | 0            | 2               |
|                       | Expl.       | 0        | 331  | 0.0%   | 0          | 0          | 0          | 0         | 0       | 0      | 0        | 0         | 0        | 0            | 0               |
|                       | RLE.        | 1        | 331  | 0.3%   | 0          | 0          | 0          | 0         | 0       | 1      | 0        | 0         | 0        | 0            | 0               |
|                       | Oth.        | 0        | 331  | 0.0%   | 0          | 0          | 0          | 0         | 0       | 0      | 0        | 0         | 0        | 0            | 0               |
| PROWERS Totals:       |             |          |      |        |            |            |            |           |         |        |          |           |          |              |                 |
|                       | Susp.       | 415      | 2951 | 14.1%  | 19         | 8          | 4          | 34        | 1       | 1      | 0        | 116       | 65       | 0            | 21              |
|                       | Expl.       | 6        | 2951 | 0.2%   | 0          | 0          | 0          | 0         | 4       | 0      | 0        | 0         | 0        | 0            | 1               |
|                       | RLE.        | 10       | 2951 | 0.3%   | 6          | 0          | 0          | 0         | 2       | 1      | 0        | 0         | 0        | 0            | 0               |
|                       | Oth.        | 261      | 2951 | 8.8%   | 0          | 0          | 2          | 5         | 0       | 0      | 0        | 18        | 1        | 1            | 0               |
| PUEBLO                |             |          |      |        |            |            |            |           |         |        |          |           |          |              |                 |
| 2690 PUEBLO CITY 60   |             |          |      |        |            |            |            |           |         |        |          |           |          |              |                 |
| Elementary            | Susp.       | 638      | 9055 | 7.0%   | 5          | 0          | 0          | 0         | 14      | 0      | 0        | 155       | 77       | 3            | 8               |
|                       | Expl.       | 2        | 9055 | 0.0%   | 0          | 0          | 0          | 0         | 1       | 0      | 0        | 0         | 1        | 0            | 0               |
|                       | RLE.        | 12       | 9055 | 0.1%   | 2          | 0          | 0          | 0         | 1       | 0      | 0        | 1         | 1        | 0            | 1               |
|                       | Oth.        | 0        | 9055 | 0.0%   | 0          | 0          | 0          | 0         | 0       | 0      | 0        | 0         | 0        | 0            | 0               |
| Jr./Middle            | Susp.       | 1007     | 3899 | 25.8%  | 30         | 3          | 5          | 0         | 7       | 1      | 0        | 204       | 121      | 9            | 21              |
|                       | Expl.       | 22       | 3899 | 0.6%   | 1          | 0          | 0          | 0         | 10      | 0      | 2        | 0         | 3        | 1            | 0               |
|                       | RLE.        | 175      | 3899 | 4.5%   | 22         | 2          | 2          | 0         | 5       | 1      | 0        | 5         | 39       | 5            | 3               |
|                       | Oth.        | 0        | 3899 | 0.0%   | 0          | 0          | 0          | 0         | 0       | 0      | 0        | 0         | 0        | 0            | 0               |
| Senior                | Susp.       | 2014     | 6785 | 29.7%  | 103        | 16         | 19         | 0         | 14      | 0      | 0        | 327       | 67       | 22           | 13              |
|                       | Expl.       | 18       | 6785 | 0.3%   | 4          | 0          | 0          | 0         | 10      | 0      | 0        | 0         | 1        | 0            | 0               |
|                       | RLE.        | 344      | 6785 | 5.1%   | 60         | 6          | 14         | 0         | 9       | 0      | 0        | 34        | 37       | 18           | 7               |






**COLORADO DEPARTMENT OF EDUCATION**

**SAFETY & DISCIPLINE INDICATORS  
2003-2004 SUSPENSIONS AND EXPULSIONS REPORT  
INCIDENT RATE AND REASONS BY SCHOOL TYPE**


|                       | TYPE  | STUDENTS<br>DISCIPLINED | EOY<br>STU CT | % RATE | DRUG<br>VIAOLATIONS | ALCOHOL<br>VIOLATIONS | TOBACCO<br>VIOLATIONS | ASSUALTS/<br>FIGHTS | DANGEROU<br>S WEAPONS | ROBBERY | OTHER<br>FELONY | DISOBEY/<br>DEFIANT | DETREMENT<br>BEHAVIOR | DESTROY<br>PROPERTY | REPEATED<br>INTERFERENCE | OTHER<br>CODE OF<br>CONDUCT |
|-----------------------|-------|-------------------------|---------------|--------|---------------------|-----------------------|-----------------------|---------------------|-----------------------|---------|-----------------|---------------------|-----------------------|---------------------|--------------------------|-----------------------------|
| 2710 District Totals: |       |                         |               |        |                     |                       |                       |                     |                       |         |                 |                     |                       |                     |                          |                             |
|                       | Susp. | 55                      | 1968          | 2.8%   | 3                   | 0                     | 13                    | 8                   | 0                     | 0       | 0               | 2                   | 8                     | 0                   | 1                        | 15                          |
|                       | Expl. | 1                       | 1968          | 0.1%   | 0                   | 0                     | 0                     | 0                   | 0                     | 0       | 0               | 0                   | 0                     | 0                   | 1                        | 0                           |
|                       | RLE.  | 5                       | 1968          | 0.3%   | 3                   | 0                     | 0                     | 1                   | 0                     | 0       | 0               | 0                   | 1                     | 0                   | 0                        | 0                           |
|                       | Oth.  | 1                       | 1968          | 0.1%   | 0                   | 0                     | 0                     | 1                   | 0                     | 0       | 0               | 0                   | 0                     | 0                   | 0                        | 0                           |
| 2720 RANGELY RE-4     |       |                         |               |        |                     |                       |                       |                     |                       |         |                 |                     |                       |                     |                          |                             |
| Elementary            | Susp. | 14                      | 247           | 5.7%   | 0                   | 0                     | 0                     | 2                   | 0                     | 0       | 0               | 1                   | 10                    | 0                   | 0                        | 0                           |
|                       | Expl. | 0                       | 247           | 0.0%   | 0                   | 0                     | 0                     | 0                   | 0                     | 0       | 0               | 0                   | 0                     | 0                   | 0                        | 0                           |
|                       | RLE.  | 0                       | 247           | 0.0%   | 0                   | 0                     | 0                     | 0                   | 0                     | 0       | 0               | 0                   | 0                     | 0                   | 0                        | 0                           |
|                       | Oth.  | 0                       | 247           | 0.0%   | 0                   | 0                     | 0                     | 0                   | 0                     | 0       | 0               | 0                   | 0                     | 0                   | 0                        | 0                           |
| Jr./Middle            | Susp. | 44                      | 155           | 28.4%  | 0                   | 0                     | 1                     | 25                  | 0                     | 0       | 0               | 4                   | 12                    | 2                   | 0                        | 0                           |
|                       | Expl. | 0                       | 155           | 0.0%   | 0                   | 0                     | 0                     | 0                   | 0                     | 0       | 0               | 0                   | 0                     | 0                   | 0                        | 0                           |
|                       | RLE.  | 1                       | 155           | 0.6%   | 0                   | 0                     | 0                     | 0                   | 0                     | 0       | 0               | 0                   | 0                     | 1                   | 0                        | 0                           |
|                       | Oth.  | 0                       | 155           | 0.0%   | 0                   | 0                     | 0                     | 0                   | 0                     | 0       | 0               | 0                   | 0                     | 0                   | 0                        | 0                           |
| Senior                | Susp. | 26                      | 232           | 11.2%  | 3                   | 0                     | 0                     | 2                   | 0                     | 3       | 0               | 2                   | 2                     | 0                   | 0                        | 0                           |
|                       | Expl. | 0                       | 232           | 0.0%   | 0                   | 0                     | 0                     | 0                   | 0                     | 0       | 0               | 0                   | 0                     | 0                   | 0                        | 0                           |
|                       | RLE.  | 9                       | 232           | 3.9%   | 0                   | 0                     | 0                     | 2                   | 0                     | 0       | 0               | 0                   | 0                     | 0                   | 0                        | 0                           |
|                       | Oth.  | 5                       | 232           | 2.2%   | 0                   | 0                     | 0                     | 0                   | 0                     | 0       | 0               | 0                   | 0                     | 0                   | 0                        | 0                           |
| 2720 District Totals: |       |                         |               |        |                     |                       |                       |                     |                       |         |                 |                     |                       |                     |                          |                             |
|                       | Susp. | 84                      | 634           | 13.2%  | 3                   | 0                     | 1                     | 29                  | 0                     | 3       | 0               | 7                   | 24                    | 2                   | 0                        | 0                           |
|                       | Expl. | 0                       | 634           | 0.0%   | 0                   | 0                     | 0                     | 0                   | 0                     | 0       | 0               | 0                   | 0                     | 0                   | 0                        | 0                           |
|                       | RLE.  | 10                      | 634           | 1.6%   | 0                   | 0                     | 0                     | 2                   | 0                     | 0       | 0               | 0                   | 1                     | 0                   | 0                        | 0                           |
|                       | Oth.  | 5                       | 634           | 0.8%   | 0                   | 0                     | 0                     | 0                   | 0                     | 0       | 0               | 0                   | 0                     | 0                   | 0                        | 0                           |
| RIO BLANCO Totals:    |       |                         |               |        |                     |                       |                       |                     |                       |         |                 |                     |                       |                     |                          |                             |
|                       | Susp. | 139                     | 2602          | 5.3%   | 6                   | 0                     | 14                    | 37                  | 0                     | 3       | 0               | 9                   | 32                    | 2                   | 1                        | 15                          |
|                       | Expl. | 1                       | 2602          | 0.0%   | 0                   | 0                     | 0                     | 0                   | 0                     | 0       | 0               | 0                   | 0                     | 0                   | 1                        | 0                           |
|                       | RLE.  | 15                      | 2602          | 0.6%   | 3                   | 0                     | 0                     | 3                   | 0                     | 0       | 0               | 0                   | 1                     | 1                   | 0                        | 0                           |
|                       | Oth.  | 6                       | 2602          | 0.2%   | 0                   | 0                     | 0                     | 1                   | 0                     | 0       | 0               | 0                   | 0                     | 0                   | 0                        | 0                           |
| RIO GRANDE            |       |                         |               |        |                     |                       |                       |                     |                       |         |                 |                     |                       |                     |                          |                             |
| 2730 DEL NORTE C-7    |       |                         |               |        |                     |                       |                       |                     |                       |         |                 |                     |                       |                     |                          |                             |
| Elementary            | Susp. | 19                      | 289           | 6.6%   | 0                   | 0                     | 0                     | 5                   | 0                     | 0       | 0               | 14                  | 0                     | 0                   | 0                        | 0                           |
|                       | Expl. | 0                       | 289           | 0.0%   | 0                   | 0                     | 0                     | 0                   | 0                     | 0       | 0               | 0                   | 0                     | 0                   | 0                        | 0                           |
|                       | RLE.  | 0                       | 289           | 0.0%   | 0                   | 0                     | 0                     | 0                   | 0                     | 0       | 0               | 0                   | 0                     | 0                   | 0                        | 0                           |
|                       | Oth.  | 0                       | 289           | 0.0%   | 0                   | 0                     | 0                     | 0                   | 0                     | 0       | 0               | 0                   | 0                     | 0                   | 0                        | 0                           |
| Jr./Middle            | Susp. | 63                      | 180           | 35.0%  | 0                   | 0                     | 0                     | 4                   | 0                     | 1       | 0               | 22                  | 8                     | 3                   | 18                       | 7                           |
|                       | Expl. | 0                       | 180           | 0.0%   | 0                   | 0                     | 0                     | 0                   | 0                     | 0       | 0               | 0                   | 0                     | 0                   | 0                        | 0                           |
|                       | RLE.  | 1                       | 180           | 0.6%   | 0                   | 0                     | 0                     | 0                   | 0                     | 1       | 0               | 0                   | 0                     | 0                   | 0                        | 0                           |
|                       | Oth.  | 0                       | 180           | 0.0%   | 0                   | 0                     | 0                     | 0                   | 0                     | 0       | 0               | 0                   | 0                     | 0                   | 0                        | 0                           |
| Senior                | Susp. | 47                      | 239           | 19.7%  | 2                   | 1                     | 4                     | 8                   | 0                     | 0       | 0               | 5                   | 5                     | 0                   | 0                        | 22                          |
|                       | Expl. | 0                       | 239           | 0.0%   | 0                   | 0                     | 0                     | 0                   | 0                     | 0       | 0               | 0                   | 0                     | 0                   | 0                        | 0                           |
|                       | RLE.  | 0                       | 239           | 0.0%   | 0                   | 0                     | 0                     | 0                   | 0                     | 0       | 0               | 0                   | 0                     | 0                   | 0                        | 0                           |
|                       | Oth.  | 0                       | 239           | 0.0%   | 0                   | 0                     | 0                     | 0                   | 0                     | 0       | 0               | 0                   | 0                     | 0                   | 0                        | 0                           |
| 2730 District Totals: |       |                         |               |        |                     |                       |                       |                     |                       |         |                 |                     |                       |                     |                          |                             |



**COLORADO DEPARTMENT OF EDUCATION**

**SAFETY & DISCIPLINE INDICATORS  
2003-2004 SUSPENSIONS AND EXPULSIONS REPORT  
INCIDENT RATE AND REASONS BY SCHOOL TYPE**


| SCHOOL TYPE                  | TYPE  | STUDENTS    |        | EOY % RATE | DRUG VIAIOLATIONS | ALCOHOL VIOLATIONS | TOBACCO VIOLATIONS | ASSUALTS/ FIGHTS | DANGEROU S WEAPONS | ROBBERY | OTHER FELONY | DISOBEY/ DEFIANT | DETREMENT BEHAVIOR | DESTROY PROPERTY | REPEATED INTERFERENCE | OTHER CODE OF CONDUCT |
|------------------------------|-------|-------------|--------|------------|-------------------|--------------------|--------------------|------------------|--------------------|---------|--------------|------------------|--------------------|------------------|-----------------------|-----------------------|
|                              |       | DISCIPLINED | STU CT |            |                   |                    |                    |                  |                    |         |              |                  |                    |                  |                       |                       |
|                              | Susp. | 129         | 708    | 18.2%      | 2                 | 1                  | 4                  | 17               | 0                  | 1       | 0            | 41               | 13                 | 3                | 18                    | 29                    |
|                              | Expl. | 0           | 708    | 0.0%       | 0                 | 0                  | 0                  | 0                | 0                  | 0       | 0            | 0                | 0                  | 0                | 0                     | 0                     |
|                              | RLE.  | 1           | 708    | 0.1%       | 0                 | 0                  | 0                  | 0                | 0                  | 1       | 0            | 0                | 0                  | 0                | 0                     | 0                     |
|                              | Oth.  | 0           | 708    | 0.0%       | 0                 | 0                  | 0                  | 0                | 0                  | 0       | 0            | 0                | 0                  | 0                | 0                     | 0                     |
| <b>2740 MONTE VISTA C-8</b>  |       |             |        |            |                   |                    |                    |                  |                    |         |              |                  |                    |                  |                       |                       |
| Elementary                   | Susp. | 24          | 529    | 4.5%       | 0                 | 0                  | 0                  | 0                | 1                  | 0       | 0            | 14               | 0                  | 0                | 0                     | 9                     |
|                              | Expl. | 0           | 529    | 0.0%       | 0                 | 0                  | 0                  | 0                | 0                  | 0       | 0            | 0                | 0                  | 0                | 0                     | 0                     |
|                              | RLE.  | 0           | 529    | 0.0%       | 0                 | 0                  | 0                  | 0                | 0                  | 0       | 0            | 0                | 0                  | 0                | 0                     | 0                     |
|                              | Oth.  | 0           | 529    | 0.0%       | 0                 | 0                  | 0                  | 0                | 0                  | 0       | 0            | 0                | 0                  | 0                | 0                     | 0                     |
| Jr./Middle                   | Susp. | 104         | 295    | 35.3%      | 2                 | 9                  | 2                  | 0                | 0                  | 0       | 0            | 20               | 23                 | 0                | 6                     | 42                    |
|                              | Expl. | 2           | 295    | 0.7%       | 0                 | 0                  | 0                  | 0                | 0                  | 0       | 0            | 1                | 1                  | 0                | 0                     | 0                     |
|                              | RLE.  | 4           | 295    | 1.4%       | 2                 | 2                  | 0                  | 0                | 0                  | 0       | 0            | 0                | 0                  | 0                | 0                     | 0                     |
|                              | Oth.  | 0           | 295    | 0.0%       | 0                 | 0                  | 0                  | 0                | 0                  | 0       | 0            | 0                | 0                  | 0                | 0                     | 0                     |
| Senior                       | Susp. | 107         | 678    | 15.8%      | 9                 | 0                  | 1                  | 0                | 1                  | 0       | 0            | 23               | 8                  | 2                | 1                     | 62                    |
|                              | Expl. | 0           | 678    | 0.0%       | 0                 | 0                  | 0                  | 0                | 0                  | 0       | 0            | 0                | 0                  | 0                | 0                     | 0                     |
|                              | RLE.  | 3           | 678    | 0.4%       | 2                 | 0                  | 0                  | 0                | 1                  | 0       | 0            | 0                | 0                  | 0                | 0                     | 0                     |
|                              | Oth.  | 8           | 678    | 1.2%       | 0                 | 0                  | 0                  | 0                | 0                  | 0       | 0            | 1                | 3                  | 0                | 0                     | 4                     |
| <b>2740 District Totals:</b> |       |             |        |            |                   |                    |                    |                  |                    |         |              |                  |                    |                  |                       |                       |
|                              | Susp. | 235         | 1502   | 15.6%      | 11                | 9                  | 3                  | 0                | 2                  | 0       | 0            | 57               | 31                 | 2                | 7                     | 113                   |
|                              | Expl. | 2           | 1502   | 0.1%       | 0                 | 0                  | 0                  | 0                | 0                  | 0       | 0            | 1                | 1                  | 0                | 0                     | 0                     |
|                              | RLE.  | 7           | 1502   | 0.5%       | 4                 | 2                  | 0                  | 0                | 1                  | 0       | 0            | 0                | 0                  | 0                | 0                     | 0                     |
|                              | Oth.  | 8           | 1502   | 0.5%       | 0                 | 0                  | 0                  | 0                | 0                  | 0       | 0            | 1                | 3                  | 0                | 0                     | 4                     |
| <b>2750 SARGENT RE-33J</b>   |       |             |        |            |                   |                    |                    |                  |                    |         |              |                  |                    |                  |                       |                       |
| Elementary                   | Susp. | 4           | 212    | 1.9%       | 0                 | 0                  | 0                  | 0                | 0                  | 0       | 0            | 0                | 0                  | 0                | 0                     | 4                     |
|                              | Expl. | 0           | 212    | 0.0%       | 0                 | 0                  | 0                  | 0                | 0                  | 0       | 0            | 0                | 0                  | 0                | 0                     | 0                     |
|                              | RLE.  | 0           | 212    | 0.0%       | 0                 | 0                  | 0                  | 0                | 0                  | 0       | 0            | 0                | 0                  | 0                | 0                     | 0                     |
|                              | Oth.  | 0           | 212    | 0.0%       | 0                 | 0                  | 0                  | 0                | 0                  | 0       | 0            | 0                | 0                  | 0                | 0                     | 0                     |
| Senior                       | Susp. | 27          | 209    | 12.9%      | 0                 | 0                  | 3                  | 10               | 0                  | 0       | 0            | 7                | 0                  | 0                | 0                     | 7                     |
|                              | Expl. | 0           | 209    | 0.0%       | 0                 | 0                  | 0                  | 0                | 0                  | 0       | 0            | 0                | 0                  | 0                | 0                     | 0                     |
|                              | RLE.  | 0           | 209    | 0.0%       | 0                 | 0                  | 0                  | 0                | 0                  | 0       | 0            | 0                | 0                  | 0                | 0                     | 0                     |
|                              | Oth.  | 3           | 209    | 1.4%       | 0                 | 0                  | 3                  | 0                | 0                  | 0       | 0            | 0                | 0                  | 0                | 0                     | 0                     |
| <b>2750 District Totals:</b> |       |             |        |            |                   |                    |                    |                  |                    |         |              |                  |                    |                  |                       |                       |
|                              | Susp. | 31          | 421    | 7.4%       | 0                 | 0                  | 3                  | 10               | 0                  | 0       | 0            | 7                | 0                  | 0                | 0                     | 11                    |
|                              | Expl. | 0           | 421    | 0.0%       | 0                 | 0                  | 0                  | 0                | 0                  | 0       | 0            | 0                | 0                  | 0                | 0                     | 0                     |
|                              | RLE.  | 0           | 421    | 0.0%       | 0                 | 0                  | 0                  | 0                | 0                  | 0       | 0            | 0                | 0                  | 0                | 0                     | 0                     |
|                              | Oth.  | 3           | 421    | 0.7%       | 0                 | 0                  | 3                  | 0                | 0                  | 0       | 0            | 0                | 0                  | 0                | 0                     | 0                     |
| <b>RIO GRANDE Totals:</b>    |       |             |        |            |                   |                    |                    |                  |                    |         |              |                  |                    |                  |                       |                       |
|                              | Susp. | 395         | 2631   | 15.0%      | 13                | 10                 | 10                 | 27               | 2                  | 1       | 0            | 105              | 44                 | 5                | 25                    | 153                   |
|                              | Expl. | 2           | 2631   | 0.1%       | 0                 | 0                  | 0                  | 0                | 0                  | 0       | 0            | 1                | 1                  | 0                | 0                     | 0                     |
|                              | RLE.  | 8           | 2631   | 0.3%       | 4                 | 2                  | 0                  | 0                | 1                  | 1       | 0            | 0                | 0                  | 0                | 0                     | 0                     |
|                              | Oth.  | 11          | 2631   | 0.4%       | 0                 | 0                  | 3                  | 0                | 0                  | 0       | 0            | 1                | 3                  | 0                | 0                     | 4                     |
| <b>ROUTT</b>                 |       |             |        |            |                   |                    |                    |                  |                    |         |              |                  |                    |                  |                       |                       |
| <b>2760 HAYDEN RE-1</b>      |       |             |        |            |                   |                    |                    |                  |                    |         |              |                  |                    |                  |                       |                       |



**COLORADO DEPARTMENT OF EDUCATION**

**SAFETY & DISCIPLINE INDICATORS  
2003-2004 SUSPENSIONS AND EXPULSIONS REPORT  
INCIDENT RATE AND REASONS BY SCHOOL TYPE**

| TYPE                        | STUDENTS<br>DISCIPLINED | EOY<br>STU CT | % RATE | DRUG<br>VIAOLATIONS | ALCOHOL<br>VIOLATIONS | TOBACCO<br>VIOLATIONS | ASSUALTS/<br>FIGHTS | DANGEROU<br>S WEAPONS | ROBBERY | OTHER<br>FELONY | DISOBEY/<br>DEFIANT | DETREMEN<br>T BEHAVIOR | DESTROY<br>PROPERTY | REPEATED<br>INTERFERANCE | OTHER<br>CODE OF<br>CONDUCT |
|-----------------------------|-------------------------|---------------|--------|---------------------|-----------------------|-----------------------|---------------------|-----------------------|---------|-----------------|---------------------|------------------------|---------------------|--------------------------|-----------------------------|
|                             |                         |               |        |                     |                       |                       |                     |                       |         |                 |                     |                        |                     |                          |                             |
| Elementary                  | Susp.                   | 1             | 226    | 0.4%                | 0                     | 0                     | 0                   | 0                     | 1       | 0               | 0                   | 0                      | 0                   | 0                        | 0                           |
|                             | Expl.                   | 0             | 226    | 0.0%                | 0                     | 0                     | 0                   | 0                     | 0       | 0               | 0                   | 0                      | 0                   | 0                        | 0                           |
|                             | RLE.                    | 0             | 226    | 0.0%                | 0                     | 0                     | 0                   | 0                     | 0       | 0               | 0                   | 0                      | 0                   | 0                        | 0                           |
|                             | Oth.                    | 8             | 226    | 3.5%                | 0                     | 0                     | 0                   | 4                     | 0       | 0               | 0                   | 0                      | 0                   | 0                        | 0                           |
| Jr./Middle                  | Susp.                   | 30            | 131    | 22.9%               | 0                     | 0                     | 0                   | 7                     | 0       | 0               | 3                   | 8                      | 0                   | 0                        | 12                          |
|                             | Expl.                   | 0             | 131    | 0.0%                | 0                     | 0                     | 0                   | 0                     | 0       | 0               | 0                   | 0                      | 0                   | 0                        | 0                           |
|                             | RLE.                    | 0             | 131    | 0.0%                | 0                     | 0                     | 0                   | 0                     | 0       | 0               | 0                   | 0                      | 0                   | 0                        | 0                           |
|                             | Oth.                    | 1             | 131    | 0.8%                | 0                     | 0                     | 0                   | 0                     | 0       | 0               | 0                   | 0                      | 0                   | 1                        | 0                           |
| Senior                      | Susp.                   | 28            | 168    | 16.7%               | 0                     | 0                     | 2                   | 2                     | 0       | 1               | 22                  | 0                      | 0                   | 0                        | 0                           |
|                             | Expl.                   | 0             | 168    | 0.0%                | 0                     | 0                     | 0                   | 0                     | 0       | 0               | 0                   | 0                      | 0                   | 0                        | 0                           |
|                             | RLE.                    | 4             | 168    | 2.4%                | 0                     | 0                     | 2                   | 0                     | 1       | 1               | 0                   | 0                      | 0                   | 0                        | 0                           |
|                             | Oth.                    | 1             | 168    | 0.6%                | 0                     | 0                     | 0                   | 0                     | 0       | 0               | 1                   | 0                      | 0                   | 0                        | 0                           |
| 2760 District Totals:       |                         |               |        |                     |                       |                       |                     |                       |         |                 |                     |                        |                     |                          |                             |
| Susp.                       | 59                      | 525           | 11.2%  | 0                   | 0                     | 2                     | 9                   | 1                     | 1       | 1               | 25                  | 8                      | 0                   | 0                        | 12                          |
| Expl.                       | 0                       | 525           | 0.0%   | 0                   | 0                     | 0                     | 0                   | 0                     | 0       | 0               | 0                   | 0                      | 0                   | 0                        | 0                           |
| RLE.                        | 4                       | 525           | 0.8%   | 0                   | 0                     | 2                     | 0                   | 1                     | 1       | 0               | 0                   | 0                      | 0                   | 0                        | 0                           |
| Oth.                        | 10                      | 525           | 1.9%   | 0                   | 0                     | 0                     | 4                   | 0                     | 0       | 1               | 0                   | 0                      | 0                   | 1                        | 0                           |
| 2770 STEAMBOAT SPRINGS RE-2 |                         |               |        |                     |                       |                       |                     |                       |         |                 |                     |                        |                     |                          |                             |
| Elementary                  | Susp.                   | 32            | 804    | 4.0%                | 0                     | 0                     | 0                   | 1                     | 0       | 0               | 10                  | 14                     | 0                   | 1                        | 0                           |
|                             | Expl.                   | 0             | 804    | 0.0%                | 0                     | 0                     | 0                   | 0                     | 0       | 0               | 0                   | 0                      | 0                   | 0                        | 0                           |
|                             | RLE.                    | 0             | 804    | 0.0%                | 0                     | 0                     | 0                   | 0                     | 0       | 0               | 0                   | 0                      | 0                   | 0                        | 0                           |
|                             | Oth.                    | 0             | 804    | 0.0%                | 0                     | 0                     | 0                   | 0                     | 0       | 0               | 0                   | 0                      | 0                   | 0                        | 0                           |
| Jr./Middle                  | Susp.                   | 81            | 523    | 15.5%               | 1                     | 4                     | 1                   | 29                    | 0       | 0               | 18                  | 11                     | 0                   | 0                        | 17                          |
|                             | Expl.                   | 0             | 523    | 0.0%                | 0                     | 0                     | 0                   | 0                     | 0       | 0               | 0                   | 0                      | 0                   | 0                        | 0                           |
|                             | RLE.                    | 0             | 523    | 0.0%                | 0                     | 0                     | 0                   | 0                     | 0       | 0               | 0                   | 0                      | 0                   | 0                        | 0                           |
|                             | Oth.                    | 0             | 523    | 0.0%                | 0                     | 0                     | 0                   | 0                     | 0       | 0               | 0                   | 0                      | 0                   | 0                        | 0                           |
| Senior                      | Susp.                   | 42            | 705    | 6.0%                | 17                    | 9                     | 1                   | 2                     | 0       | 0               | 2                   | 2                      | 0                   | 0                        | 6                           |
|                             | Expl.                   | 3             | 705    | 0.4%                | 1                     | 0                     | 0                   | 0                     | 0       | 0               | 1                   | 1                      | 0                   | 0                        | 0                           |
|                             | RLE.                    | 17            | 705    | 2.4%                | 11                    | 4                     | 0                   | 0                     | 0       | 0               | 0                   | 1                      | 0                   | 0                        | 1                           |
|                             | Oth.                    | 0             | 705    | 0.0%                | 0                     | 0                     | 0                   | 0                     | 0       | 0               | 0                   | 0                      | 0                   | 0                        | 0                           |
| 2770 District Totals:       |                         |               |        |                     |                       |                       |                     |                       |         |                 |                     |                        |                     |                          |                             |
| Susp.                       | 155                     | 2032          | 7.6%   | 18                  | 13                    | 2                     | 32                  | 0                     | 0       | 0               | 30                  | 27                     | 0                   | 1                        | 23                          |
| Expl.                       | 3                       | 2032          | 0.1%   | 1                   | 0                     | 0                     | 0                   | 0                     | 0       | 0               | 1                   | 1                      | 0                   | 0                        | 0                           |
| RLE.                        | 17                      | 2032          | 0.8%   | 11                  | 4                     | 0                     | 0                   | 0                     | 0       | 0               | 0                   | 1                      | 0                   | 0                        | 1                           |
| Oth.                        | 0                       | 2032          | 0.0%   | 0                   | 0                     | 0                     | 0                   | 0                     | 0       | 0               | 0                   | 0                      | 0                   | 0                        | 0                           |
| 2780 SOUTH ROUTT RE 3       |                         |               |        |                     |                       |                       |                     |                       |         |                 |                     |                        |                     |                          |                             |
| Elementary                  | Susp.                   | 0             | 247    | 0.0%                | 0                     | 0                     | 0                   | 0                     | 0       | 0               | 0                   | 0                      | 0                   | 0                        | 0                           |
|                             | Expl.                   | 0             | 247    | 0.0%                | 0                     | 0                     | 0                   | 0                     | 0       | 0               | 0                   | 0                      | 0                   | 0                        | 0                           |
|                             | RLE.                    | 0             | 247    | 0.0%                | 0                     | 0                     | 0                   | 0                     | 0       | 0               | 0                   | 0                      | 0                   | 0                        | 0                           |
|                             | Oth.                    | 0             | 247    | 0.0%                | 0                     | 0                     | 0                   | 0                     | 0       | 0               | 0                   | 0                      | 0                   | 0                        | 0                           |
| Jr./Middle                  | Susp.                   | 4             | 74     | 5.4%                | 0                     | 0                     | 0                   | 4                     | 0       | 0               | 0                   | 0                      | 0                   | 0                        | 0                           |
|                             | Expl.                   | 0             | 74     | 0.0%                | 0                     | 0                     | 0                   | 0                     | 0       | 0               | 0                   | 0                      | 0                   | 0                        | 0                           |
|                             | RLE.                    | 0             | 74     | 0.0%                | 0                     | 0                     | 0                   | 0                     | 0       | 0               | 0                   | 0                      | 0                   | 0                        | 0                           |
|                             | Oth.                    | 0             | 74     | 0.0%                | 0                     | 0                     | 0                   | 0                     | 0       | 0               | 0                   | 0                      | 0                   | 0                        | 0                           |
| Senior                      | Susp.                   | 8             | 156    | 5.1%                | 0                     | 3                     | 1                   | 4                     | 0       | 0               | 0                   | 0                      | 0                   | 0                        | 0                           |
|                             | Expl.                   | 0             | 156    | 0.0%                | 0                     | 0                     | 0                   | 0                     | 0       | 0               | 0                   | 0                      | 0                   | 0                        | 0                           |
|                             | RLE.                    | 3             | 156    | 1.9%                | 0                     | 3                     | 0                   | 0                     | 0       | 0               | 0                   | 0                      | 0                   | 0                        | 0                           |



**COLORADO DEPARTMENT OF EDUCATION**

**SAFETY & DISCIPLINE INDICATORS  
2003-2004 SUSPENSIONS AND EXPULSIONS REPORT  
INCIDENT RATE AND REASONS BY SCHOOL TYPE**

| TYPE                      | STUDENTS    | EOY    | % RATE | DRUG        | ALCOHOL    | TOBACCO    | ASSUALTS/ | DANGEROU  | ROBBERY | OTHER  | DISOBEY/ | DETREMENT | DESTROY  | REPEATED     | OTHER           |  |
|---------------------------|-------------|--------|--------|-------------|------------|------------|-----------|-----------|---------|--------|----------|-----------|----------|--------------|-----------------|--|
|                           | DISCIPLINED | STU CT |        | VIAOLATIONS | VIOLATIONS | VIOLATIONS | FIGHTS    | S WEAPONS |         | FELONY | DEFIANT  | BEHAVIOR  | PROPERTY | INTERFERENCE | CODE OF CONDUCT |  |
| 2780 District Totals:     |             |        |        |             |            |            |           |           |         |        |          |           |          |              |                 |  |
| Oth.                      | 0           | 156    | 0.0%   | 0           | 0          | 0          | 0         | 0         | 0       | 0      | 0        | 0         | 0        | 0            | 0               |  |
| Susp.                     | 12          | 477    | 2.5%   | 0           | 3          | 1          | 8         | 0         | 0       | 0      | 0        | 0         | 0        | 0            | 0               |  |
| Expl.                     | 0           | 477    | 0.0%   | 0           | 0          | 0          | 0         | 0         | 0       | 0      | 0        | 0         | 0        | 0            | 0               |  |
| RLE.                      | 3           | 477    | 0.6%   | 0           | 3          | 0          | 0         | 0         | 0       | 0      | 0        | 0         | 0        | 0            | 0               |  |
| Oth.                      | 0           | 477    | 0.0%   | 0           | 0          | 0          | 0         | 0         | 0       | 0      | 0        | 0         | 0        | 0            | 0               |  |
| ROUTT Totals:             |             |        |        |             |            |            |           |           |         |        |          |           |          |              |                 |  |
| Susp.                     | 226         | 3034   | 7.4%   | 18          | 16         | 5          | 49        | 1         | 1       | 1      | 55       | 35        | 0        | 1            | 35              |  |
| Expl.                     | 3           | 3034   | 0.1%   | 1           | 0          | 0          | 0         | 0         | 0       | 0      | 1        | 1         | 0        | 0            | 0               |  |
| RLE.                      | 24          | 3034   | 0.8%   | 11          | 7          | 2          | 0         | 0         | 1       | 1      | 0        | 1         | 0        | 0            | 1               |  |
| Oth.                      | 10          | 3034   | 0.3%   | 0           | 0          | 0          | 4         | 0         | 0       | 0      | 1        | 0         | 0        | 1            | 0               |  |
| SAGUACHE                  |             |        |        |             |            |            |           |           |         |        |          |           |          |              |                 |  |
| 2790 MOUNTAIN VALLEY RE 1 |             |        |        |             |            |            |           |           |         |        |          |           |          |              |                 |  |
| Elementary                | Susp.       | 4      | 59     | 6.8%        | 0          | 0          | 0         | 1         | 0       | 0      | 1        | 1         | 1        | 0            | 0               |  |
|                           | Expl.       | 0      | 59     | 0.0%        | 0          | 0          | 0         | 0         | 0       | 0      | 0        | 0         | 0        | 0            | 0               |  |
|                           | RLE.        | 0      | 59     | 0.0%        | 0          | 0          | 0         | 0         | 0       | 0      | 0        | 0         | 0        | 0            | 0               |  |
|                           | Oth.        | 0      | 59     | 0.0%        | 0          | 0          | 0         | 0         | 0       | 0      | 0        | 0         | 0        | 0            | 0               |  |
| Jr./Middle                | Susp.       | 4      | 41     | 9.8%        | 0          | 0          | 0         | 1         | 0       | 0      | 1        | 1         | 1        | 0            | 0               |  |
|                           | Expl.       | 0      | 41     | 0.0%        | 0          | 0          | 0         | 0         | 0       | 0      | 0        | 0         | 0        | 0            | 0               |  |
|                           | RLE.        | 0      | 41     | 0.0%        | 0          | 0          | 0         | 0         | 0       | 0      | 0        | 0         | 0        | 0            | 0               |  |
|                           | Oth.        | 0      | 41     | 0.0%        | 0          | 0          | 0         | 0         | 0       | 0      | 0        | 0         | 0        | 0            | 0               |  |
| Senior                    | Susp.       | 2      | 69     | 2.9%        | 0          | 0          | 1         | 0         | 0       | 0      | 1        | 0         | 0        | 0            | 0               |  |
|                           | Expl.       | 0      | 69     | 0.0%        | 0          | 0          | 0         | 0         | 0       | 0      | 0        | 0         | 0        | 0            | 0               |  |
|                           | RLE.        | 0      | 69     | 0.0%        | 0          | 0          | 0         | 0         | 0       | 0      | 0        | 0         | 0        | 0            | 0               |  |
|                           | Oth.        | 0      | 69     | 0.0%        | 0          | 0          | 0         | 0         | 0       | 0      | 0        | 0         | 0        | 0            | 0               |  |
| 2790 District Totals:     |             |        |        |             |            |            |           |           |         |        |          |           |          |              |                 |  |
| Susp.                     | 10          | 169    | 5.9%   | 0           | 0          | 1          | 2         | 0         | 0       | 0      | 3        | 2         | 2        | 0            | 0               |  |
| Expl.                     | 0           | 169    | 0.0%   | 0           | 0          | 0          | 0         | 0         | 0       | 0      | 0        | 0         | 0        | 0            | 0               |  |
| RLE.                      | 0           | 169    | 0.0%   | 0           | 0          | 0          | 0         | 0         | 0       | 0      | 0        | 0         | 0        | 0            | 0               |  |
| Oth.                      | 0           | 169    | 0.0%   | 0           | 0          | 0          | 0         | 0         | 0       | 0      | 0        | 0         | 0        | 0            | 0               |  |
| 2800 MOFFAT 2             |             |        |        |             |            |            |           |           |         |        |          |           |          |              |                 |  |
| Elementary                | Susp.       | 2      | 75     | 2.7%        | 0          | 0          | 0         | 0         | 0       | 0      | 1        | 1         | 0        | 0            | 0               |  |
|                           | Expl.       | 0      | 75     | 0.0%        | 0          | 0          | 0         | 0         | 0       | 0      | 0        | 0         | 0        | 0            | 0               |  |
|                           | RLE.        | 0      | 75     | 0.0%        | 0          | 0          | 0         | 0         | 0       | 0      | 0        | 0         | 0        | 0            | 0               |  |
|                           | Oth.        | 0      | 75     | 0.0%        | 0          | 0          | 0         | 0         | 0       | 0      | 0        | 0         | 0        | 0            | 0               |  |
| Jr./Middle                | Susp.       | 3      | 27     | 11.1%       | 0          | 0          | 0         | 1         | 0       | 0      | 1        | 0         | 0        | 1            | 0               |  |
|                           | Expl.       | 0      | 27     | 0.0%        | 0          | 0          | 0         | 0         | 0       | 0      | 0        | 0         | 0        | 0            | 0               |  |
|                           | RLE.        | 0      | 27     | 0.0%        | 0          | 0          | 0         | 0         | 0       | 0      | 0        | 0         | 0        | 0            | 0               |  |
|                           | Oth.        | 0      | 27     | 0.0%        | 0          | 0          | 0         | 0         | 0       | 0      | 0        | 0         | 0        | 0            | 0               |  |
| Senior                    | Susp.       | 10     | 122    | 8.2%        | 0          | 0          | 3         | 1         | 0       | 0      | 1        | 1         | 0        | 4            | 0               |  |
|                           | Expl.       | 0      | 122    | 0.0%        | 0          | 0          | 0         | 0         | 0       | 0      | 0        | 0         | 0        | 0            | 0               |  |
|                           | RLE.        | 0      | 122    | 0.0%        | 0          | 0          | 0         | 0         | 0       | 0      | 0        | 0         | 0        | 0            | 0               |  |
|                           | Oth.        | 0      | 122    | 0.0%        | 0          | 0          | 0         | 0         | 0       | 0      | 0        | 0         | 0        | 0            | 0               |  |






**COLORADO DEPARTMENT OF EDUCATION**

**SAFETY & DISCIPLINE INDICATORS  
2003-2004 SUSPENSIONS AND EXPULSIONS REPORT  
INCIDENT RATE AND REASONS BY SCHOOL TYPE**

|                       | TYPE  | STUDENTS<br>DISCIPLINED | EOY<br>STU CT | % RATE | DRUG<br>VIAOLATIONS | ALCOHOL<br>VIOLATIONS | TOBACCO<br>VIOLATIONS | ASSUALTS/<br>FIGHTS | DANGEROU<br>S WEAPONS | ROBBERY | OTHER<br>FELONY | DISOBEY/<br>DEFIANT | DETREMENT<br>BEHAVIOR | DESTROY<br>PROPERTY | REPEATED<br>INTERFERENCE | OTHER<br>CODE OF<br>CONDUCT |
|-----------------------|-------|-------------------------|---------------|--------|---------------------|-----------------------|-----------------------|---------------------|-----------------------|---------|-----------------|---------------------|-----------------------|---------------------|--------------------------|-----------------------------|
| 2800 District Totals: |       |                         |               |        |                     |                       |                       |                     |                       |         |                 |                     |                       |                     |                          |                             |
|                       | Susp. | 15                      | 224           | 6.7%   | 0                   | 0                     | 3                     | 2                   | 0                     | 0       | 0               | 3                   | 2                     | 0                   | 5                        | 0                           |
|                       | Expl. | 0                       | 224           | 0.0%   | 0                   | 0                     | 0                     | 0                   | 0                     | 0       | 0               | 0                   | 0                     | 0                   | 0                        | 0                           |
|                       | RLE.  | 0                       | 224           | 0.0%   | 0                   | 0                     | 0                     | 0                   | 0                     | 0       | 0               | 0                   | 0                     | 0                   | 0                        | 0                           |
|                       | Oth.  | 0                       | 224           | 0.0%   | 0                   | 0                     | 0                     | 0                   | 0                     | 0       | 0               | 0                   | 0                     | 0                   | 0                        | 0                           |
| 2810 CENTER 26 JT     |       |                         |               |        |                     |                       |                       |                     |                       |         |                 |                     |                       |                     |                          |                             |
| Elementary            | Susp. | 37                      | 314           | 11.8%  | 0                   | 0                     | 0                     | 12                  | 0                     | 0       | 1               | 23                  | 1                     | 0                   | 0                        | 0                           |
|                       | Expl. | 0                       | 314           | 0.0%   | 0                   | 0                     | 0                     | 0                   | 0                     | 0       | 0               | 0                   | 0                     | 0                   | 0                        | 0                           |
|                       | RLE.  | 0                       | 314           | 0.0%   | 0                   | 0                     | 0                     | 0                   | 0                     | 0       | 0               | 0                   | 0                     | 0                   | 0                        | 0                           |
|                       | Oth.  | 118                     | 314           | 37.6%  | 0                   | 0                     | 0                     | 0                   | 0                     | 0       | 0               | 3                   | 10                    | 0                   | 0                        | 105                         |
| Jr./Middle            | Susp. | 237                     | 178           | 133.1% | 0                   | 0                     | 0                     | 17                  | 0                     | 2       | 18              | 96                  | 71                    | 9                   | 0                        | 24                          |
|                       | Expl. | 1                       | 178           | 0.6%   | 0                   | 0                     | 0                     | 0                   | 1                     | 0       | 0               | 0                   | 0                     | 0                   | 0                        | 0                           |
|                       | RLE.  | 4                       | 178           | 2.2%   | 0                   | 0                     | 0                     | 2                   | 1                     | 0       | 1               | 0                   | 0                     | 0                   | 0                        | 0                           |
|                       | Oth.  | 6                       | 178           | 3.4%   | 0                   | 0                     | 0                     | 0                   | 0                     | 0       | 0               | 1                   | 0                     | 0                   | 0                        | 5                           |
| Senior                | Susp. | 198                     | 255           | 77.6%  | 0                   | 0                     | 0                     | 16                  | 1                     | 0       | 9               | 87                  | 63                    | 6                   | 0                        | 16                          |
|                       | Expl. | 2                       | 255           | 0.8%   | 1                   | 0                     | 0                     | 0                   | 0                     | 1       | 0               | 0                   | 0                     | 0                   | 0                        | 0                           |
|                       | RLE.  | 5                       | 255           | 2.0%   | 1                   | 0                     | 0                     | 3                   | 0                     | 1       | 0               | 0                   | 0                     | 0                   | 0                        | 0                           |
|                       | Oth.  | 9                       | 255           | 3.5%   | 0                   | 0                     | 0                     | 0                   | 0                     | 0       | 0               | 1                   | 0                     | 0                   | 0                        | 8                           |
| 2810 District Totals: |       |                         |               |        |                     |                       |                       |                     |                       |         |                 |                     |                       |                     |                          |                             |
|                       | Susp. | 472                     | 747           | 63.2%  | 0                   | 0                     | 0                     | 45                  | 1                     | 2       | 28              | 206                 | 135                   | 15                  | 0                        | 40                          |
|                       | Expl. | 3                       | 747           | 0.4%   | 1                   | 0                     | 0                     | 0                   | 1                     | 1       | 0               | 0                   | 0                     | 0                   | 0                        | 0                           |
|                       | RLE.  | 9                       | 747           | 1.2%   | 1                   | 0                     | 0                     | 5                   | 1                     | 1       | 1               | 0                   | 0                     | 0                   | 0                        | 0                           |
|                       | Oth.  | 133                     | 747           | 17.8%  | 0                   | 0                     | 0                     | 0                   | 0                     | 0       | 0               | 5                   | 10                    | 0                   | 0                        | 118                         |
| SAGUACHE Totals:      |       |                         |               |        |                     |                       |                       |                     |                       |         |                 |                     |                       |                     |                          |                             |
|                       | Susp. | 497                     | 1140          | 43.6%  | 0                   | 0                     | 4                     | 49                  | 1                     | 2       | 28              | 212                 | 139                   | 17                  | 5                        | 40                          |
|                       | Expl. | 3                       | 1140          | 0.3%   | 1                   | 0                     | 0                     | 0                   | 1                     | 1       | 0               | 0                   | 0                     | 0                   | 0                        | 0                           |
|                       | RLE.  | 9                       | 1140          | 0.8%   | 1                   | 0                     | 0                     | 5                   | 1                     | 1       | 1               | 0                   | 0                     | 0                   | 0                        | 0                           |
|                       | Oth.  | 133                     | 1140          | 11.7%  | 0                   | 0                     | 0                     | 0                   | 0                     | 0       | 0               | 5                   | 10                    | 0                   | 0                        | 118                         |
| SAN JUAN              |       |                         |               |        |                     |                       |                       |                     |                       |         |                 |                     |                       |                     |                          |                             |
| 2820 SILVERTON 1      |       |                         |               |        |                     |                       |                       |                     |                       |         |                 |                     |                       |                     |                          |                             |
| Elementary            | Susp. | 2                       | 38            | 5.3%   | 0                   | 0                     | 0                     | 2                   | 0                     | 0       | 0               | 0                   | 0                     | 0                   | 0                        | 0                           |
|                       | Expl. | 0                       | 38            | 0.0%   | 0                   | 0                     | 0                     | 0                   | 0                     | 0       | 0               | 0                   | 0                     | 0                   | 0                        | 0                           |
|                       | RLE.  | 0                       | 38            | 0.0%   | 0                   | 0                     | 0                     | 0                   | 0                     | 0       | 0               | 0                   | 0                     | 0                   | 0                        | 0                           |
|                       | Oth.  | 0                       | 38            | 0.0%   | 0                   | 0                     | 0                     | 0                   | 0                     | 0       | 0               | 0                   | 0                     | 0                   | 0                        | 0                           |
| Jr./Middle            | Susp. | 21                      | 15            | 140.0% | 0                   | 0                     | 0                     | 11                  | 0                     | 0       | 0               | 3                   | 0                     | 1                   | 1                        | 5                           |
|                       | Expl. | 0                       | 15            | 0.0%   | 0                   | 0                     | 0                     | 0                   | 0                     | 0       | 0               | 0                   | 0                     | 0                   | 0                        | 0                           |
|                       | RLE.  | 3                       | 15            | 20.0%  | 0                   | 0                     | 0                     | 0                   | 0                     | 0       | 0               | 0                   | 0                     | 0                   | 0                        | 3                           |
|                       | Oth.  | 0                       | 15            | 0.0%   | 0                   | 0                     | 0                     | 0                   | 0                     | 0       | 0               | 0                   | 0                     | 0                   | 0                        | 0                           |
| Senior                | Susp. | 12                      | 19            | 63.2%  | 0                   | 0                     | 2                     | 0                   | 0                     | 0       | 0               | 0                   | 0                     | 1                   | 4                        | 5                           |
|                       | Expl. | 0                       | 19            | 0.0%   | 0                   | 0                     | 0                     | 0                   | 0                     | 0       | 0               | 0                   | 0                     | 0                   | 0                        | 0                           |
|                       | RLE.  | 0                       | 19            | 0.0%   | 0                   | 0                     | 0                     | 0                   | 0                     | 0       | 0               | 0                   | 0                     | 0                   | 0                        | 0                           |
|                       | Oth.  | 0                       | 19            | 0.0%   | 0                   | 0                     | 0                     | 0                   | 0                     | 0       | 0               | 0                   | 0                     | 0                   | 0                        | 0                           |
| 2820 District Totals: |       |                         |               |        |                     |                       |                       |                     |                       |         |                 |                     |                       |                     |                          |                             |



**COLORADO DEPARTMENT OF EDUCATION**

**SAFETY & DISCIPLINE INDICATORS  
2003-2004 SUSPENSIONS AND EXPULSIONS REPORT  
INCIDENT RATE AND REASONS BY SCHOOL TYPE**


| TYPE                         | STUDENTS    |        | % RATE | DRUG<br>VIAOLATIONS | ALCOHOL<br>VIOLATIONS | TOBACCO<br>VIOLATIONS | ASSUALTS/<br>FIGHTS | DANGEROU<br>S WEAPONS | ROBBERY | OTHER<br>FELONY | DISOBEY/<br>DEFIANT | DETREMENT<br>BEHAVIOR | DESTROY<br>PROPERTY | REPEATED<br>INTERFERANCE | OTHER<br>CODE OF<br>CONDUCT |
|------------------------------|-------------|--------|--------|---------------------|-----------------------|-----------------------|---------------------|-----------------------|---------|-----------------|---------------------|-----------------------|---------------------|--------------------------|-----------------------------|
|                              | DISCIPLINED | STU CT |        |                     |                       |                       |                     |                       |         |                 |                     |                       |                     |                          |                             |
| Susp.                        | 35          | 72     | 48.6%  | 0                   | 0                     | 2                     | 13                  | 0                     | 0       | 0               | 3                   | 0                     | 2                   | 5                        | 10                          |
| Expl.                        | 0           | 72     | 0.0%   | 0                   | 0                     | 0                     | 0                   | 0                     | 0       | 0               | 0                   | 0                     | 0                   | 0                        | 0                           |
| RLE.                         | 3           | 72     | 4.2%   | 0                   | 0                     | 0                     | 0                   | 0                     | 0       | 0               | 0                   | 0                     | 0                   | 0                        | 3                           |
| Oth.                         | 0           | 72     | 0.0%   | 0                   | 0                     | 0                     | 0                   | 0                     | 0       | 0               | 0                   | 0                     | 0                   | 0                        | 0                           |
| <b>SAN JUAN Totals:</b>      |             |        |        |                     |                       |                       |                     |                       |         |                 |                     |                       |                     |                          |                             |
| Susp.                        | 35          | 72     | 48.6%  | 0                   | 0                     | 2                     | 13                  | 0                     | 0       | 0               | 3                   | 0                     | 2                   | 5                        | 10                          |
| Expl.                        | 0           | 72     | 0.0%   | 0                   | 0                     | 0                     | 0                   | 0                     | 0       | 0               | 0                   | 0                     | 0                   | 0                        | 0                           |
| RLE.                         | 3           | 72     | 4.2%   | 0                   | 0                     | 0                     | 0                   | 0                     | 0       | 0               | 0                   | 0                     | 0                   | 0                        | 3                           |
| Oth.                         | 0           | 72     | 0.0%   | 0                   | 0                     | 0                     | 0                   | 0                     | 0       | 0               | 0                   | 0                     | 0                   | 0                        | 0                           |
| <b>SAN MIGUEL</b>            |             |        |        |                     |                       |                       |                     |                       |         |                 |                     |                       |                     |                          |                             |
| <b>2830 TELLURIDE R-1</b>    |             |        |        |                     |                       |                       |                     |                       |         |                 |                     |                       |                     |                          |                             |
| Elementary                   | Susp.       | 3      | 272    | 1.1%                | 0                     | 0                     | 0                   | 0                     | 0       | 0               | 0                   | 0                     | 0                   | 0                        | 3                           |
|                              | Expl.       | 0      | 272    | 0.0%                | 0                     | 0                     | 0                   | 0                     | 0       | 0               | 0                   | 0                     | 0                   | 0                        | 0                           |
|                              | RLE.        | 0      | 272    | 0.0%                | 0                     | 0                     | 0                   | 0                     | 0       | 0               | 0                   | 0                     | 0                   | 0                        | 0                           |
|                              | Oth.        | 0      | 272    | 0.0%                | 0                     | 0                     | 0                   | 0                     | 0       | 0               | 0                   | 0                     | 0                   | 0                        | 0                           |
| Jr./Middle                   | Susp.       | 25     | 135    | 18.5%               | 1                     | 0                     | 0                   | 11                    | 0       | 1               | 1                   | 3                     | 1                   | 0                        | 7                           |
|                              | Expl.       | 0      | 135    | 0.0%                | 0                     | 0                     | 0                   | 0                     | 0       | 0               | 0                   | 0                     | 0                   | 0                        | 0                           |
|                              | RLE.        | 0      | 135    | 0.0%                | 0                     | 0                     | 0                   | 0                     | 0       | 0               | 0                   | 0                     | 0                   | 0                        | 0                           |
|                              | Oth.        | 0      | 135    | 0.0%                | 0                     | 0                     | 0                   | 0                     | 0       | 0               | 0                   | 0                     | 0                   | 0                        | 0                           |
| Senior                       | Susp.       | 48     | 169    | 28.4%               | 7                     | 7                     | 1                   | 4                     | 1       | 2               | 3                   | 2                     | 2                   | 0                        | 19                          |
|                              | Expl.       | 0      | 169    | 0.0%                | 0                     | 0                     | 0                   | 0                     | 0       | 0               | 0                   | 0                     | 0                   | 0                        | 0                           |
|                              | RLE.        | 0      | 169    | 0.0%                | 0                     | 0                     | 0                   | 0                     | 0       | 0               | 0                   | 0                     | 0                   | 0                        | 0                           |
|                              | Oth.        | 0      | 169    | 0.0%                | 0                     | 0                     | 0                   | 0                     | 0       | 0               | 0                   | 0                     | 0                   | 0                        | 0                           |
| <b>2830 District Totals:</b> |             |        |        |                     |                       |                       |                     |                       |         |                 |                     |                       |                     |                          |                             |
|                              | Susp.       | 76     | 576    | 13.2%               | 8                     | 7                     | 1                   | 15                    | 1       | 3               | 4                   | 5                     | 3                   | 0                        | 29                          |
|                              | Expl.       | 0      | 576    | 0.0%                | 0                     | 0                     | 0                   | 0                     | 0       | 0               | 0                   | 0                     | 0                   | 0                        | 0                           |
|                              | RLE.        | 0      | 576    | 0.0%                | 0                     | 0                     | 0                   | 0                     | 0       | 0               | 0                   | 0                     | 0                   | 0                        | 0                           |
|                              | Oth.        | 0      | 576    | 0.0%                | 0                     | 0                     | 0                   | 0                     | 0       | 0               | 0                   | 0                     | 0                   | 0                        | 0                           |
| <b>2840 NORWOOD R-2J</b>     |             |        |        |                     |                       |                       |                     |                       |         |                 |                     |                       |                     |                          |                             |
| Elementary                   | Susp.       | 6      | 131    | 4.6%                | 0                     | 0                     | 0                   | 0                     | 0       | 0               | 1                   | 0                     | 0                   | 0                        | 5                           |
|                              | Expl.       | 0      | 131    | 0.0%                | 0                     | 0                     | 0                   | 0                     | 0       | 0               | 0                   | 0                     | 0                   | 0                        | 0                           |
|                              | RLE.        | 0      | 131    | 0.0%                | 0                     | 0                     | 0                   | 0                     | 0       | 0               | 0                   | 0                     | 0                   | 0                        | 0                           |
|                              | Oth.        | 0      | 131    | 0.0%                | 0                     | 0                     | 0                   | 0                     | 0       | 0               | 0                   | 0                     | 0                   | 0                        | 0                           |
| Senior                       | Susp.       | 71     | 188    | 37.8%               | 2                     | 0                     | 1                   | 4                     | 0       | 1               | 1                   | 19                    | 9                   | 7                        | 27                          |
|                              | Expl.       | 1      | 188    | 0.5%                | 1                     | 0                     | 0                   | 0                     | 0       | 0               | 0                   | 0                     | 0                   | 0                        | 0                           |
|                              | RLE.        | 0      | 188    | 0.0%                | 0                     | 0                     | 0                   | 0                     | 0       | 0               | 0                   | 0                     | 0                   | 0                        | 0                           |
|                              | Oth.        | 0      | 188    | 0.0%                | 0                     | 0                     | 0                   | 0                     | 0       | 0               | 0                   | 0                     | 0                   | 0                        | 0                           |
| <b>2840 District Totals:</b> |             |        |        |                     |                       |                       |                     |                       |         |                 |                     |                       |                     |                          |                             |
|                              | Susp.       | 77     | 319    | 24.1%               | 2                     | 0                     | 1                   | 4                     | 0       | 1               | 1                   | 20                    | 9                   | 7                        | 32                          |
|                              | Expl.       | 1      | 319    | 0.3%                | 1                     | 0                     | 0                   | 0                     | 0       | 0               | 0                   | 0                     | 0                   | 0                        | 0                           |
|                              | RLE.        | 0      | 319    | 0.0%                | 0                     | 0                     | 0                   | 0                     | 0       | 0               | 0                   | 0                     | 0                   | 0                        | 0                           |
|                              | Oth.        | 0      | 319    | 0.0%                | 0                     | 0                     | 0                   | 0                     | 0       | 0               | 0                   | 0                     | 0                   | 0                        | 0                           |
| <b>SAN MIGUEL Totals:</b>    |             |        |        |                     |                       |                       |                     |                       |         |                 |                     |                       |                     |                          |                             |



**COLORADO DEPARTMENT OF EDUCATION**

**SAFETY & DISCIPLINE INDICATORS  
2003-2004 SUSPENSIONS AND EXPULSIONS REPORT  
INCIDENT RATE AND REASONS BY SCHOOL TYPE**


| TYPE                    | STUDENTS    |        | % RATE | DRUG<br>VIAOLATIONS | ALCOHOL<br>VIOLATIONS | TOBACCO<br>VIOLATIONS | ASSUALTS/<br>FIGHTS | DANGEROU<br>S WEAPONS | ROBBERY | OTHER<br>FELONY | DISOBEY/<br>DEFIANT | DETREMENT<br>BEHAVIOR | DESTROY<br>PROPERTY | REPEATED<br>INTERFERANCE | OTHER<br>CODE OF<br>CONDUCT |               |
|-------------------------|-------------|--------|--------|---------------------|-----------------------|-----------------------|---------------------|-----------------------|---------|-----------------|---------------------|-----------------------|---------------------|--------------------------|-----------------------------|---------------|
|                         | DISCIPLINED | STU CT |        |                     |                       |                       |                     |                       |         |                 |                     |                       |                     |                          |                             | EOY<br>% RATE |
| Susp.                   | 153         | 895    | 17.1%  | 10                  | 7                     | 2                     | 19                  | 1                     | 4       | 5               | 25                  | 12                    | 7                   | 0                        | 61                          |               |
| Expl.                   | 1           | 895    | 0.1%   | 1                   | 0                     | 0                     | 0                   | 0                     | 0       | 0               | 0                   | 0                     | 0                   | 0                        | 0                           |               |
| RLE.                    | 0           | 895    | 0.0%   | 0                   | 0                     | 0                     | 0                   | 0                     | 0       | 0               | 0                   | 0                     | 0                   | 0                        | 0                           |               |
| Oth.                    | 0           | 895    | 0.0%   | 0                   | 0                     | 0                     | 0                   | 0                     | 0       | 0               | 0                   | 0                     | 0                   | 0                        | 0                           |               |
| SEDGWICK                |             |        |        |                     |                       |                       |                     |                       |         |                 |                     |                       |                     |                          |                             |               |
| 2862 JULESBURG RE-1     |             |        |        |                     |                       |                       |                     |                       |         |                 |                     |                       |                     |                          |                             |               |
| Elementary              | Susp.       | 18     | 195    | 9.2%                | 0                     | 0                     | 0                   | 2                     | 0       | 0               | 0                   | 9                     | 3                   | 0                        | 0                           | 4             |
|                         | Expl.       | 0      | 195    | 0.0%                | 0                     | 0                     | 0                   | 0                     | 0       | 0               | 0                   | 0                     | 0                   | 0                        | 0                           | 0             |
|                         | RLE.        | 0      | 195    | 0.0%                | 0                     | 0                     | 0                   | 0                     | 0       | 0               | 0                   | 0                     | 0                   | 0                        | 0                           | 0             |
|                         | Oth.        | 0      | 195    | 0.0%                | 0                     | 0                     | 0                   | 0                     | 0       | 0               | 0                   | 0                     | 0                   | 0                        | 0                           | 0             |
| Senior                  | Susp.       | 29     | 170    | 17.1%               | 1                     | 0                     | 0                   | 3                     | 0       | 0               | 6                   | 0                     | 0                   | 0                        | 19                          |               |
|                         | Expl.       | 0      | 170    | 0.0%                | 0                     | 0                     | 0                   | 0                     | 0       | 0               | 0                   | 0                     | 0                   | 0                        | 0                           |               |
|                         | RLE.        | 0      | 170    | 0.0%                | 0                     | 0                     | 0                   | 0                     | 0       | 0               | 0                   | 0                     | 0                   | 0                        | 0                           |               |
|                         | Oth.        | 5      | 170    | 2.9%                | 0                     | 0                     | 0                   | 0                     | 0       | 0               | 0                   | 0                     | 0                   | 0                        | 0                           |               |
| 2862 District Totals:   |             |        |        |                     |                       |                       |                     |                       |         |                 |                     |                       |                     |                          |                             |               |
|                         | Susp.       | 47     | 365    | 12.9%               | 1                     | 0                     | 0                   | 5                     | 0       | 0               | 15                  | 3                     | 0                   | 0                        | 23                          |               |
|                         | Expl.       | 0      | 365    | 0.0%                | 0                     | 0                     | 0                   | 0                     | 0       | 0               | 0                   | 0                     | 0                   | 0                        | 0                           |               |
|                         | RLE.        | 0      | 365    | 0.0%                | 0                     | 0                     | 0                   | 0                     | 0       | 0               | 0                   | 0                     | 0                   | 0                        | 0                           |               |
|                         | Oth.        | 5      | 365    | 1.4%                | 0                     | 0                     | 0                   | 0                     | 0       | 0               | 0                   | 0                     | 0                   | 0                        | 0                           |               |
| 2865 PLATTE VALLEY RE-3 |             |        |        |                     |                       |                       |                     |                       |         |                 |                     |                       |                     |                          |                             |               |
| Elementary              | Susp.       | 2      | 52     | 3.8%                | 0                     | 0                     | 0                   | 0                     | 0       | 0               | 2                   | 0                     | 0                   | 0                        | 0                           |               |
|                         | Expl.       | 0      | 52     | 0.0%                | 0                     | 0                     | 0                   | 0                     | 0       | 0               | 0                   | 0                     | 0                   | 0                        | 0                           |               |
|                         | RLE.        | 0      | 52     | 0.0%                | 0                     | 0                     | 0                   | 0                     | 0       | 0               | 0                   | 0                     | 0                   | 0                        | 0                           |               |
|                         | Oth.        | 0      | 52     | 0.0%                | 0                     | 0                     | 0                   | 0                     | 0       | 0               | 0                   | 0                     | 0                   | 0                        | 0                           |               |
| Senior                  | Susp.       | 31     | 68     | 45.6%               | 0                     | 0                     | 2                   | 0                     | 0       | 0               | 11                  | 0                     | 0                   | 0                        | 18                          |               |
|                         | Expl.       | 0      | 68     | 0.0%                | 0                     | 0                     | 0                   | 0                     | 0       | 0               | 0                   | 0                     | 0                   | 0                        | 0                           |               |
|                         | RLE.        | 0      | 68     | 0.0%                | 0                     | 0                     | 0                   | 0                     | 0       | 0               | 0                   | 0                     | 0                   | 0                        | 0                           |               |
|                         | Oth.        | 0      | 68     | 0.0%                | 0                     | 0                     | 0                   | 0                     | 0       | 0               | 0                   | 0                     | 0                   | 0                        | 0                           |               |
| 2865 District Totals:   |             |        |        |                     |                       |                       |                     |                       |         |                 |                     |                       |                     |                          |                             |               |
|                         | Susp.       | 33     | 120    | 27.5%               | 0                     | 0                     | 2                   | 0                     | 0       | 0               | 13                  | 0                     | 0                   | 0                        | 18                          |               |
|                         | Expl.       | 0      | 120    | 0.0%                | 0                     | 0                     | 0                   | 0                     | 0       | 0               | 0                   | 0                     | 0                   | 0                        | 0                           |               |
|                         | RLE.        | 0      | 120    | 0.0%                | 0                     | 0                     | 0                   | 0                     | 0       | 0               | 0                   | 0                     | 0                   | 0                        | 0                           |               |
|                         | Oth.        | 0      | 120    | 0.0%                | 0                     | 0                     | 0                   | 0                     | 0       | 0               | 0                   | 0                     | 0                   | 0                        | 0                           |               |
| SEDGWICK Totals:        |             |        |        |                     |                       |                       |                     |                       |         |                 |                     |                       |                     |                          |                             |               |
|                         | Susp.       | 80     | 485    | 16.5%               | 1                     | 0                     | 2                   | 5                     | 0       | 0               | 28                  | 3                     | 0                   | 0                        | 41                          |               |
|                         | Expl.       | 0      | 485    | 0.0%                | 0                     | 0                     | 0                   | 0                     | 0       | 0               | 0                   | 0                     | 0                   | 0                        | 0                           |               |
|                         | RLE.        | 0      | 485    | 0.0%                | 0                     | 0                     | 0                   | 0                     | 0       | 0               | 0                   | 0                     | 0                   | 0                        | 0                           |               |
|                         | Oth.        | 5      | 485    | 1.0%                | 0                     | 0                     | 0                   | 0                     | 0       | 0               | 0                   | 0                     | 0                   | 0                        | 0                           |               |
| SUMMIT                  |             |        |        |                     |                       |                       |                     |                       |         |                 |                     |                       |                     |                          |                             |               |
| 3000 SUMMIT RE-1        |             |        |        |                     |                       |                       |                     |                       |         |                 |                     |                       |                     |                          |                             |               |
| Elementary              | Susp.       | 21     | 1351   | 1.6%                | 0                     | 0                     | 0                   | 2                     | 0       | 0               | 0                   | 0                     | 0                   | 0                        | 19                          |               |



**COLORADO DEPARTMENT OF EDUCATION**

**SAFETY & DISCIPLINE INDICATORS  
2003-2004 SUSPENSIONS AND EXPULSIONS REPORT  
INCIDENT RATE AND REASONS BY SCHOOL TYPE**


| TYPE                           | STUDENTS    |        | EOY % RATE | DRUG VIOLATIONS | ALCOHOL VIOLATIONS | TOBACCO VIOLATIONS | ASSUALTS/ FIGHTS | DANGEROU S WEAPONS | ROBBERY | OTHER FELONY | DISOBEY/ DEFIANT | DETREMENT BEHAVIOR | DESTROY PROPERTY | REPEATED INTERFERENCE | OTHER CODE OF CONDUCT |
|--------------------------------|-------------|--------|------------|-----------------|--------------------|--------------------|------------------|--------------------|---------|--------------|------------------|--------------------|------------------|-----------------------|-----------------------|
|                                | DISCIPLINED | STU CT |            |                 |                    |                    |                  |                    |         |              |                  |                    |                  |                       |                       |
| Jr./Middle                     | Expl.       | 0      | 1351       | 0.0%            | 0                  | 0                  | 0                | 0                  | 0       | 0            | 0                | 0                  | 0                | 0                     | 0                     |
|                                | RLE.        | 1      | 1351       | 0.1%            | 0                  | 0                  | 0                | 0                  | 0       | 0            | 0                | 0                  | 0                | 0                     | 1                     |
|                                | Oth.        | 1      | 1351       | 0.1%            | 0                  | 0                  | 0                | 1                  | 0       | 0            | 0                | 0                  | 0                | 0                     | 0                     |
| Jr./Middle                     | Susp.       | 50     | 738        | 6.8%            | 6                  | 2                  | 1                | 27                 | 0       | 0            | 0                | 0                  | 0                | 0                     | 8                     |
|                                | Expl.       | 0      | 738        | 0.0%            | 0                  | 0                  | 0                | 0                  | 0       | 0            | 0                | 0                  | 0                | 0                     | 0                     |
|                                | RLE.        | 13     | 738        | 1.8%            | 5                  | 2                  | 0                | 5                  | 1       | 0            | 0                | 0                  | 0                | 0                     | 0                     |
| Oth.                           | 8           | 738    | 1.1%       | 0               | 0                  | 0                  | 0                | 1                  | 0       | 0            | 0                | 0                  | 0                | 7                     |                       |
| Senior                         | Susp.       | 23     | 918        | 2.5%            | 5                  | 1                  | 10               | 0                  | 0       | 0            | 1                | 2                  | 0                | 0                     | 4                     |
|                                | Expl.       | 2      | 918        | 0.2%            | 1                  | 0                  | 0                | 0                  | 1       | 0            | 0                | 0                  | 0                | 0                     | 0                     |
|                                | RLE.        | 8      | 918        | 0.9%            | 5                  | 1                  | 0                | 0                  | 1       | 0            | 0                | 0                  | 0                | 0                     | 1                     |
| Oth.                           | 4           | 918    | 0.4%       | 0               | 0                  | 4                  | 0                | 0                  | 0       | 0            | 0                | 0                  | 0                | 0                     |                       |
| 3000 District Totals:          |             |        |            |                 |                    |                    |                  |                    |         |              |                  |                    |                  |                       |                       |
| SUMMIT Totals:                 | Susp.       | 94     | 3007       | 3.1%            | 11                 | 3                  | 11               | 29                 | 0       | 0            | 1                | 2                  | 0                | 0                     | 31                    |
|                                | Expl.       | 2      | 3007       | 0.1%            | 1                  | 0                  | 0                | 0                  | 1       | 0            | 0                | 0                  | 0                | 0                     | 0                     |
|                                | RLE.        | 22     | 3007       | 0.7%            | 10                 | 3                  | 0                | 5                  | 1       | 0            | 0                | 0                  | 0                | 0                     | 2                     |
|                                | Oth.        | 13     | 3007       | 0.4%            | 0                  | 0                  | 4                | 1                  | 1       | 0            | 0                | 0                  | 0                | 0                     | 7                     |
| TELLER                         | Susp.       | 94     | 3007       | 3.1%            | 11                 | 3                  | 11               | 29                 | 0       | 0            | 1                | 2                  | 0                | 0                     | 31                    |
|                                | Expl.       | 2      | 3007       | 0.1%            | 1                  | 0                  | 0                | 0                  | 1       | 0            | 0                | 0                  | 0                | 0                     | 0                     |
|                                | RLE.        | 22     | 3007       | 0.7%            | 10                 | 3                  | 0                | 5                  | 2       | 0            | 0                | 0                  | 0                | 0                     | 2                     |
|                                | Oth.        | 13     | 3007       | 0.4%            | 0                  | 0                  | 4                | 1                  | 1       | 0            | 0                | 0                  | 0                | 0                     | 7                     |
| 3010 CRIPPLE CREEK-VICTOR RE-1 |             |        |            |                 |                    |                    |                  |                    |         |              |                  |                    |                  |                       |                       |
| Elementary                     | Susp.       | 32     | 342        | 9.4%            | 0                  | 0                  | 2                | 2                  | 0       | 0            | 4                | 23                 | 1                | 0                     | 0                     |
|                                | Expl.       | 0      | 342        | 0.0%            | 0                  | 0                  | 0                | 0                  | 0       | 0            | 0                | 0                  | 0                | 0                     | 0                     |
|                                | RLE.        | 1      | 342        | 0.3%            | 1                  | 0                  | 0                | 0                  | 0       | 0            | 0                | 0                  | 0                | 0                     | 0                     |
|                                | Oth.        | 0      | 342        | 0.0%            | 0                  | 0                  | 0                | 0                  | 0       | 0            | 0                | 0                  | 0                | 0                     | 0                     |
| Senior                         | Susp.       | 46     | 349        | 13.2%           | 10                 | 2                  | 12               | 9                  | 0       | 0            | 2                | 0                  | 1                | 0                     | 10                    |
|                                | Expl.       | 2      | 349        | 0.6%            | 2                  | 0                  | 0                | 0                  | 0       | 0            | 0                | 0                  | 0                | 0                     | 0                     |
|                                | RLE.        | 0      | 349        | 0.0%            | 0                  | 0                  | 0                | 0                  | 0       | 0            | 0                | 0                  | 0                | 0                     | 0                     |
|                                | Oth.        | 15     | 349        | 4.3%            | 0                  | 0                  | 0                | 0                  | 0       | 0            | 0                | 0                  | 0                | 0                     | 15                    |
| 3010 District Totals:          |             |        |            |                 |                    |                    |                  |                    |         |              |                  |                    |                  |                       |                       |
| 3020 WOODLAND PARK RE-2        | Susp.       | 78     | 691        | 11.3%           | 10                 | 2                  | 14               | 11                 | 0       | 0            | 6                | 23                 | 2                | 0                     | 10                    |
|                                | Expl.       | 2      | 691        | 0.3%            | 2                  | 0                  | 0                | 0                  | 0       | 0            | 0                | 0                  | 0                | 0                     | 0                     |
|                                | RLE.        | 1      | 691        | 0.1%            | 1                  | 0                  | 0                | 0                  | 0       | 0            | 0                | 0                  | 0                | 0                     | 0                     |
|                                | Oth.        | 15     | 691        | 2.2%            | 0                  | 0                  | 0                | 0                  | 0       | 0            | 0                | 0                  | 0                | 0                     | 15                    |
| Elementary                     | Susp.       | 14     | 1282       | 1.1%            | 0                  | 0                  | 0                | 0                  | 0       | 0            | 0                | 9                  | 0                | 0                     | 5                     |
|                                | Expl.       | 0      | 1282       | 0.0%            | 0                  | 0                  | 0                | 0                  | 0       | 0            | 0                | 0                  | 0                | 0                     | 0                     |
|                                | RLE.        | 0      | 1282       | 0.0%            | 0                  | 0                  | 0                | 0                  | 0       | 0            | 0                | 0                  | 0                | 0                     | 0                     |
|                                | Oth.        | 0      | 1282       | 0.0%            | 0                  | 0                  | 0                | 0                  | 0       | 0            | 0                | 0                  | 0                | 0                     | 0                     |
| Jr./Middle                     | Susp.       | 117    | 895        | 13.1%           | 3                  | 0                  | 2                | 0                  | 0       | 0            | 0                | 0                  | 0                | 0                     | 112                   |
|                                | Expl.       | 2      | 895        | 0.2%            | 1                  | 0                  | 0                | 0                  | 0       | 0            | 0                | 1                  | 0                | 0                     | 0                     |



**COLORADO DEPARTMENT OF EDUCATION**

**SAFETY & DISCIPLINE INDICATORS  
2003-2004 SUSPENSIONS AND EXPULSIONS REPORT  
INCIDENT RATE AND REASONS BY SCHOOL TYPE**


| TYPE                  | STUDENTS    |               | % RATE | DRUG<br>VIAOLATIONS | ALCOHOL<br>VIOLATIONS | TOBACCO<br>VIOLATIONS | ASSUALTS/<br>FIGHTS | DANGEROU<br>S WEAPONS | ROBBERY | OTHER<br>FELONY | DISOBEY/<br>DEFIANT | DETREMENT<br>BEHAVIOR | DESTROY<br>PROPERTY | REPEATED<br>INTERFERANCE | OTHER<br>CODE OF<br>CONDUCT |     |
|-----------------------|-------------|---------------|--------|---------------------|-----------------------|-----------------------|---------------------|-----------------------|---------|-----------------|---------------------|-----------------------|---------------------|--------------------------|-----------------------------|-----|
|                       | DISCIPLINED | EOY<br>STU CT |        |                     |                       |                       |                     |                       |         |                 |                     |                       |                     |                          |                             |     |
| RLE.                  | 6           | 895           | 0.7%   | 4                   | 0                     | 2                     | 0                   | 0                     | 0       | 0               | 0                   | 0                     | 0                   | 0                        | 0                           |     |
| Oth.                  | 0           | 895           | 0.0%   | 0                   | 0                     | 0                     | 0                   | 0                     | 0       | 0               | 0                   | 0                     | 0                   | 0                        | 0                           |     |
| Senior                | Susp.       | 214           | 1181   | 18.1%               | 23                    | 9                     | 7                   | 0                     | 2       | 0               | 0                   | 28                    | 52                  | 2                        | 0                           | 91  |
|                       | Expl.       | 6             | 1181   | 0.5%                | 4                     | 0                     | 0                   | 0                     | 0       | 0               | 0                   | 1                     | 0                   | 0                        | 1                           |     |
|                       | RLE.        | 46            | 1181   | 3.9%                | 13                    | 9                     | 2                   | 0                     | 2       | 0               | 0                   | 15                    | 0                   | 0                        | 5                           |     |
|                       | Oth.        | 0             | 1181   | 0.0%                | 0                     | 0                     | 0                   | 0                     | 0       | 0               | 0                   | 0                     | 0                   | 0                        | 0                           |     |
| 3020 District Totals: |             |               |        |                     |                       |                       |                     |                       |         |                 |                     |                       |                     |                          |                             |     |
|                       | Susp.       | 345           | 3358   | 10.3%               | 26                    | 9                     | 9                   | 0                     | 2       | 0               | 0                   | 28                    | 61                  | 2                        | 0                           | 208 |
|                       | Expl.       | 8             | 3358   | 0.2%                | 5                     | 0                     | 0                   | 0                     | 0       | 0               | 0                   | 2                     | 0                   | 0                        | 1                           |     |
|                       | RLE.        | 52            | 3358   | 1.5%                | 17                    | 9                     | 4                   | 0                     | 2       | 0               | 0                   | 15                    | 0                   | 0                        | 5                           |     |
|                       | Oth.        | 0             | 3358   | 0.0%                | 0                     | 0                     | 0                   | 0                     | 0       | 0               | 0                   | 0                     | 0                   | 0                        | 0                           |     |
| TELLER Totals:        |             |               |        |                     |                       |                       |                     |                       |         |                 |                     |                       |                     |                          |                             |     |
|                       | Susp.       | 423           | 4049   | 10.4%               | 36                    | 11                    | 23                  | 11                    | 2       | 0               | 0                   | 34                    | 84                  | 4                        | 0                           | 218 |
|                       | Expl.       | 10            | 4049   | 0.2%                | 7                     | 0                     | 0                   | 0                     | 0       | 0               | 0                   | 2                     | 0                   | 0                        | 1                           |     |
|                       | RLE.        | 53            | 4049   | 1.3%                | 18                    | 9                     | 4                   | 0                     | 2       | 0               | 0                   | 15                    | 0                   | 0                        | 5                           |     |
|                       | Oth.        | 15            | 4049   | 0.4%                | 0                     | 0                     | 0                   | 0                     | 0       | 0               | 0                   | 0                     | 0                   | 0                        | 15                          |     |
| WASHINGTON            |             |               |        |                     |                       |                       |                     |                       |         |                 |                     |                       |                     |                          |                             |     |
| 3030 AKRON R-1        |             |               |        |                     |                       |                       |                     |                       |         |                 |                     |                       |                     |                          |                             |     |
| Elementary            | Susp.       | 37            | 320    | 11.6%               | 0                     | 0                     | 0                   | 5                     | 0       | 0               | 0                   | 3                     | 26                  | 0                        | 0                           | 3   |
|                       | Expl.       | 1             | 320    | 0.3%                | 1                     | 0                     | 0                   | 0                     | 0       | 0               | 0                   | 0                     | 0                   | 0                        | 0                           |     |
|                       | RLE.        | 3             | 320    | 0.9%                | 1                     | 0                     | 0                   | 0                     | 0       | 0               | 0                   | 2                     | 0                   | 0                        | 0                           |     |
|                       | Oth.        | 0             | 320    | 0.0%                | 0                     | 0                     | 0                   | 0                     | 0       | 0               | 0                   | 0                     | 0                   | 0                        | 0                           |     |
| Senior                | Susp.       | 19            | 159    | 11.9%               | 0                     | 0                     | 1                   | 0                     | 0       | 0               | 0                   | 7                     | 7                   | 0                        | 0                           | 4   |
|                       | Expl.       | 0             | 159    | 0.0%                | 0                     | 0                     | 0                   | 0                     | 0       | 0               | 0                   | 0                     | 0                   | 0                        | 0                           |     |
|                       | RLE.        | 0             | 159    | 0.0%                | 0                     | 0                     | 0                   | 0                     | 0       | 0               | 0                   | 0                     | 0                   | 0                        | 0                           |     |
|                       | Oth.        | 1             | 159    | 0.6%                | 0                     | 0                     | 0                   | 0                     | 0       | 0               | 0                   | 0                     | 1                   | 0                        | 0                           |     |
| 3030 District Totals: |             |               |        |                     |                       |                       |                     |                       |         |                 |                     |                       |                     |                          |                             |     |
|                       | Susp.       | 56            | 479    | 11.7%               | 0                     | 0                     | 1                   | 5                     | 0       | 0               | 0                   | 10                    | 33                  | 0                        | 0                           | 7   |
|                       | Expl.       | 1             | 479    | 0.2%                | 1                     | 0                     | 0                   | 0                     | 0       | 0               | 0                   | 0                     | 0                   | 0                        | 0                           |     |
|                       | RLE.        | 3             | 479    | 0.6%                | 1                     | 0                     | 0                   | 0                     | 0       | 0               | 0                   | 2                     | 0                   | 0                        | 0                           |     |
|                       | Oth.        | 1             | 479    | 0.2%                | 0                     | 0                     | 0                   | 0                     | 0       | 0               | 0                   | 0                     | 1                   | 0                        | 0                           |     |
| 3040 ARICKAREE R-2    |             |               |        |                     |                       |                       |                     |                       |         |                 |                     |                       |                     |                          |                             |     |
| Elementary            | Susp.       | 0             | 54     | 0.0%                | 0                     | 0                     | 0                   | 0                     | 0       | 0               | 0                   | 0                     | 0                   | 0                        | 0                           | 0   |
|                       | Expl.       | 0             | 54     | 0.0%                | 0                     | 0                     | 0                   | 0                     | 0       | 0               | 0                   | 0                     | 0                   | 0                        | 0                           |     |
|                       | RLE.        | 0             | 54     | 0.0%                | 0                     | 0                     | 0                   | 0                     | 0       | 0               | 0                   | 0                     | 0                   | 0                        | 0                           |     |
|                       | Oth.        | 0             | 54     | 0.0%                | 0                     | 0                     | 0                   | 0                     | 0       | 0               | 0                   | 0                     | 0                   | 0                        | 0                           |     |
| Senior                | Susp.       | 0             | 52     | 0.0%                | 0                     | 0                     | 0                   | 0                     | 0       | 0               | 0                   | 0                     | 0                   | 0                        | 0                           | 0   |
|                       | Expl.       | 0             | 52     | 0.0%                | 0                     | 0                     | 0                   | 0                     | 0       | 0               | 0                   | 0                     | 0                   | 0                        | 0                           |     |
|                       | RLE.        | 0             | 52     | 0.0%                | 0                     | 0                     | 0                   | 0                     | 0       | 0               | 0                   | 0                     | 0                   | 0                        | 0                           |     |
|                       | Oth.        | 0             | 52     | 0.0%                | 0                     | 0                     | 0                   | 0                     | 0       | 0               | 0                   | 0                     | 0                   | 0                        | 0                           |     |
| 3040 District Totals: |             |               |        |                     |                       |                       |                     |                       |         |                 |                     |                       |                     |                          |                             |     |
|                       | Susp.       | 0             | 106    | 0.0%                | 0                     | 0                     | 0                   | 0                     | 0       | 0               | 0                   | 0                     | 0                   | 0                        | 0                           | 0   |
|                       | Expl.       | 0             | 106    | 0.0%                | 0                     | 0                     | 0                   | 0                     | 0       | 0               | 0                   | 0                     | 0                   | 0                        | 0                           |     |



**COLORADO DEPARTMENT OF EDUCATION**

**SAFETY & DISCIPLINE INDICATORS  
2003-2004 SUSPENSIONS AND EXPULSIONS REPORT  
INCIDENT RATE AND REASONS BY SCHOOL TYPE**

|                       | TYPE  | STUDENTS<br>DISCIPLINED | EOY<br>STU CT | % RATE | DRUG<br>VIAOLATIONS | ALCOHOL<br>VIOLATIONS | TOBACCO<br>VIOLATIONS | ASSUALTS/<br>FIGHTS | DANGEROU<br>S WEAPONS | ROBBERY | OTHER<br>FELONY | DISOBEY/<br>DEFIANT | DETREMENT<br>BEHAVIOR | DESTROY<br>PROPERTY | REPEATED<br>INTERFERENCE | OTHER<br>CODE OF<br>CONDUCT |
|-----------------------|-------|-------------------------|---------------|--------|---------------------|-----------------------|-----------------------|---------------------|-----------------------|---------|-----------------|---------------------|-----------------------|---------------------|--------------------------|-----------------------------|
|                       | RLE.  | 0                       | 106           | 0.0%   | 0                   | 0                     | 0                     | 0                   | 0                     | 0       | 0               | 0                   | 0                     | 0                   | 0                        | 0                           |
|                       | Oth.  | 0                       | 106           | 0.0%   | 0                   | 0                     | 0                     | 0                   | 0                     | 0       | 0               | 0                   | 0                     | 0                   | 0                        | 0                           |
| 3050 OTIS R-3         |       |                         |               |        |                     |                       |                       |                     |                       |         |                 |                     |                       |                     |                          |                             |
| Elementary            | Susp. | 0                       | 112           | 0.0%   | 0                   | 0                     | 0                     | 0                   | 0                     | 0       | 0               | 0                   | 0                     | 0                   | 0                        | 0                           |
|                       | Expl. | 0                       | 112           | 0.0%   | 0                   | 0                     | 0                     | 0                   | 0                     | 0       | 0               | 0                   | 0                     | 0                   | 0                        | 0                           |
|                       | RLE.  | 0                       | 112           | 0.0%   | 0                   | 0                     | 0                     | 0                   | 0                     | 0       | 0               | 0                   | 0                     | 0                   | 0                        | 0                           |
|                       | Oth.  | 0                       | 112           | 0.0%   | 0                   | 0                     | 0                     | 0                   | 0                     | 0       | 0               | 0                   | 0                     | 0                   | 0                        | 0                           |
| Senior                | Susp. | 18                      | 84            | 21.4%  | 2                   | 0                     | 0                     | 0                   | 0                     | 0       | 0               | 5                   | 8                     | 0                   | 3                        | 0                           |
|                       | Expl. | 1                       | 84            | 1.2%   | 0                   | 0                     | 0                     | 0                   | 0                     | 1       | 0               | 0                   | 0                     | 0                   | 0                        | 0                           |
|                       | RLE.  | 1                       | 84            | 1.2%   | 0                   | 0                     | 0                     | 0                   | 0                     | 1       | 0               | 0                   | 0                     | 0                   | 0                        | 0                           |
|                       | Oth.  | 0                       | 84            | 0.0%   | 0                   | 0                     | 0                     | 0                   | 0                     | 0       | 0               | 0                   | 0                     | 0                   | 0                        | 0                           |
| 3050 District Totals: |       |                         |               |        |                     |                       |                       |                     |                       |         |                 |                     |                       |                     |                          |                             |
|                       | Susp. | 18                      | 196           | 9.2%   | 2                   | 0                     | 0                     | 0                   | 0                     | 0       | 0               | 5                   | 8                     | 0                   | 3                        | 0                           |
|                       | Expl. | 1                       | 196           | 0.5%   | 0                   | 0                     | 0                     | 0                   | 0                     | 1       | 0               | 0                   | 0                     | 0                   | 0                        | 0                           |
|                       | RLE.  | 1                       | 196           | 0.5%   | 0                   | 0                     | 0                     | 0                   | 0                     | 1       | 0               | 0                   | 0                     | 0                   | 0                        | 0                           |
|                       | Oth.  | 0                       | 196           | 0.0%   | 0                   | 0                     | 0                     | 0                   | 0                     | 0       | 0               | 0                   | 0                     | 0                   | 0                        | 0                           |
| 3060 LONE STAR 101    |       |                         |               |        |                     |                       |                       |                     |                       |         |                 |                     |                       |                     |                          |                             |
| Elementary            | Susp. | 2                       | 60            | 3.3%   | 0                   | 0                     | 0                     | 2                   | 0                     | 0       | 0               | 0                   | 0                     | 0                   | 0                        | 0                           |
|                       | Expl. | 0                       | 60            | 0.0%   | 0                   | 0                     | 0                     | 0                   | 0                     | 0       | 0               | 0                   | 0                     | 0                   | 0                        | 0                           |
|                       | RLE.  | 0                       | 60            | 0.0%   | 0                   | 0                     | 0                     | 0                   | 0                     | 0       | 0               | 0                   | 0                     | 0                   | 0                        | 0                           |
|                       | Oth.  | 0                       | 60            | 0.0%   | 0                   | 0                     | 0                     | 0                   | 0                     | 0       | 0               | 0                   | 0                     | 0                   | 0                        | 0                           |
| Senior                | Susp. | 4                       | 52            | 7.7%   | 0                   | 0                     | 1                     | 0                   | 0                     | 0       | 0               | 3                   | 0                     | 0                   | 0                        | 0                           |
|                       | Expl. | 0                       | 52            | 0.0%   | 0                   | 0                     | 0                     | 0                   | 0                     | 0       | 0               | 0                   | 0                     | 0                   | 0                        | 0                           |
|                       | RLE.  | 0                       | 52            | 0.0%   | 0                   | 0                     | 0                     | 0                   | 0                     | 0       | 0               | 0                   | 0                     | 0                   | 0                        | 0                           |
|                       | Oth.  | 0                       | 52            | 0.0%   | 0                   | 0                     | 0                     | 0                   | 0                     | 0       | 0               | 0                   | 0                     | 0                   | 0                        | 0                           |
| 3060 District Totals: |       |                         |               |        |                     |                       |                       |                     |                       |         |                 |                     |                       |                     |                          |                             |
|                       | Susp. | 6                       | 112           | 5.4%   | 0                   | 0                     | 1                     | 2                   | 0                     | 0       | 0               | 3                   | 0                     | 0                   | 0                        | 0                           |
|                       | Expl. | 0                       | 112           | 0.0%   | 0                   | 0                     | 0                     | 0                   | 0                     | 0       | 0               | 0                   | 0                     | 0                   | 0                        | 0                           |
|                       | RLE.  | 0                       | 112           | 0.0%   | 0                   | 0                     | 0                     | 0                   | 0                     | 0       | 0               | 0                   | 0                     | 0                   | 0                        | 0                           |
|                       | Oth.  | 0                       | 112           | 0.0%   | 0                   | 0                     | 0                     | 0                   | 0                     | 0       | 0               | 0                   | 0                     | 0                   | 0                        | 0                           |
| 3070 WOODLIN R-104    |       |                         |               |        |                     |                       |                       |                     |                       |         |                 |                     |                       |                     |                          |                             |
| Elementary            | Susp. | 0                       | 67            | 0.0%   | 0                   | 0                     | 0                     | 0                   | 0                     | 0       | 0               | 0                   | 0                     | 0                   | 0                        | 0                           |
|                       | Expl. | 0                       | 67            | 0.0%   | 0                   | 0                     | 0                     | 0                   | 0                     | 0       | 0               | 0                   | 0                     | 0                   | 0                        | 0                           |
|                       | RLE.  | 0                       | 67            | 0.0%   | 0                   | 0                     | 0                     | 0                   | 0                     | 0       | 0               | 0                   | 0                     | 0                   | 0                        | 0                           |
|                       | Oth.  | 0                       | 67            | 0.0%   | 0                   | 0                     | 0                     | 0                   | 0                     | 0       | 0               | 0                   | 0                     | 0                   | 0                        | 0                           |
| Senior                | Susp. | 2                       | 59            | 3.4%   | 0                   | 0                     | 0                     | 0                   | 0                     | 0       | 0               | 0                   | 0                     | 0                   | 0                        | 2                           |
|                       | Expl. | 0                       | 59            | 0.0%   | 0                   | 0                     | 0                     | 0                   | 0                     | 0       | 0               | 0                   | 0                     | 0                   | 0                        | 0                           |
|                       | RLE.  | 0                       | 59            | 0.0%   | 0                   | 0                     | 0                     | 0                   | 0                     | 0       | 0               | 0                   | 0                     | 0                   | 0                        | 0                           |
|                       | Oth.  | 0                       | 59            | 0.0%   | 0                   | 0                     | 0                     | 0                   | 0                     | 0       | 0               | 0                   | 0                     | 0                   | 0                        | 0                           |
| 3070 District Totals: |       |                         |               |        |                     |                       |                       |                     |                       |         |                 |                     |                       |                     |                          |                             |
|                       | Susp. | 2                       | 126           | 1.6%   | 0                   | 0                     | 0                     | 0                   | 0                     | 0       | 0               | 0                   | 0                     | 0                   | 0                        | 2                           |
|                       | Expl. | 0                       | 126           | 0.0%   | 0                   | 0                     | 0                     | 0                   | 0                     | 0       | 0               | 0                   | 0                     | 0                   | 0                        | 0                           |
|                       | RLE.  | 0                       | 126           | 0.0%   | 0                   | 0                     | 0                     | 0                   | 0                     | 0       | 0               | 0                   | 0                     | 0                   | 0                        | 0                           |
|                       | Oth.  | 0                       | 126           | 0.0%   | 0                   | 0                     | 0                     | 0                   | 0                     | 0       | 0               | 0                   | 0                     | 0                   | 0                        | 0                           |
| WASHINGTON Totals:    |       |                         |               |        |                     |                       |                       |                     |                       |         |                 |                     |                       |                     |                          |                             |



**COLORADO DEPARTMENT OF EDUCATION**


**SAFETY & DISCIPLINE INDICATORS  
2003-2004 SUSPENSIONS AND EXPULSIONS REPORT  
INCIDENT RATE AND REASONS BY SCHOOL TYPE**

|                         | STUDENTS<br>TYPE | STUDENTS<br>DISCIPLINED | EOY<br>STU CT | % RATE | DRUG<br>VIAOLATIONS | ALCOHOL<br>VIOLATIONS | TOBACCO<br>VIOLATIONS | ASSUALTS/<br>FIGHTS | DANGEROU<br>S WEAPONS | ROBBERY | OTHER<br>FELONY | DISOBEY/<br>DEFIANT | DETREMENT<br>BEHAVIOR | DESTROY<br>PROPERTY | REPEATED<br>INTERFERENCE | OTHER<br>CODE OF<br>CONDUCT |
|-------------------------|------------------|-------------------------|---------------|--------|---------------------|-----------------------|-----------------------|---------------------|-----------------------|---------|-----------------|---------------------|-----------------------|---------------------|--------------------------|-----------------------------|
|                         | Susp.            | 82                      | 1019          | 8.0%   | 2                   | 0                     | 2                     | 7                   | 0                     | 0       | 0               | 18                  | 41                    | 0                   | 3                        | 9                           |
|                         | Expl.            | 2                       | 1019          | 0.2%   | 1                   | 0                     | 0                     | 0                   | 0                     | 1       | 0               | 0                   | 0                     | 0                   | 0                        | 0                           |
|                         | RLE.             | 4                       | 1019          | 0.4%   | 1                   | 0                     | 0                     | 0                   | 0                     | 1       | 0               | 0                   | 2                     | 0                   | 0                        | 0                           |
|                         | Oth.             | 1                       | 1019          | 0.1%   | 0                   | 0                     | 0                     | 0                   | 0                     | 0       | 0               | 0                   | 0                     | 1                   | 0                        | 0                           |
| WELD                    |                  |                         |               |        |                     |                       |                       |                     |                       |         |                 |                     |                       |                     |                          |                             |
| 3080 WELD COUNTY RE-1   |                  |                         |               |        |                     |                       |                       |                     |                       |         |                 |                     |                       |                     |                          |                             |
| Elementary              | Susp.            | 45                      | 953           | 4.7%   | 0                   | 0                     | 0                     | 0                   | 0                     | 0       | 0               | 4                   | 25                    | 0                   | 3                        | 13                          |
|                         | Expl.            | 0                       | 953           | 0.0%   | 0                   | 0                     | 0                     | 0                   | 0                     | 0       | 0               | 0                   | 0                     | 0                   | 0                        | 0                           |
|                         | RLE.             | 0                       | 953           | 0.0%   | 0                   | 0                     | 0                     | 0                   | 0                     | 0       | 0               | 0                   | 0                     | 0                   | 0                        | 0                           |
|                         | Oth.             | 0                       | 953           | 0.0%   | 0                   | 0                     | 0                     | 0                   | 0                     | 0       | 0               | 0                   | 0                     | 0                   | 0                        | 0                           |
| Jr./Middle              | Susp.            | 276                     | 545           | 50.6%  | 0                   | 0                     | 1                     | 0                   | 0                     | 0       | 0               | 21                  | 106                   | 7                   | 0                        | 126                         |
|                         | Expl.            | 1                       | 545           | 0.2%   | 0                   | 0                     | 0                     | 0                   | 0                     | 0       | 0               | 0                   | 1                     | 0                   | 0                        | 0                           |
|                         | RLE.             | 10                      | 545           | 1.8%   | 0                   | 0                     | 0                     | 0                   | 0                     | 0       | 0               | 0                   | 8                     | 0                   | 0                        | 0                           |
|                         | Oth.             | 204                     | 545           | 37.4%  | 0                   | 0                     | 0                     | 0                   | 0                     | 0       | 0               | 0                   | 3                     | 1                   | 0                        | 197                         |
| Senior                  | Susp.            | 319                     | 674           | 47.3%  | 0                   | 1                     | 9                     | 0                   | 0                     | 0       | 0               | 46                  | 0                     | 5                   | 14                       | 229                         |
|                         | Expl.            | 11                      | 674           | 1.6%   | 7                   | 3                     | 0                     | 0                   | 0                     | 0       | 0               | 0                   | 1                     | 0                   | 0                        | 0                           |
|                         | RLE.             | 21                      | 674           | 3.1%   | 7                   | 1                     | 0                     | 0                   | 0                     | 0       | 0               | 0                   | 0                     | 0                   | 3                        | 3                           |
|                         | Oth.             | 0                       | 674           | 0.0%   | 0                   | 0                     | 0                     | 0                   | 0                     | 0       | 0               | 0                   | 0                     | 0                   | 0                        | 0                           |
| 3080 District Totals:   |                  |                         |               |        |                     |                       |                       |                     |                       |         |                 |                     |                       |                     |                          |                             |
|                         | Susp.            | 640                     | 2172          | 29.5%  | 0                   | 1                     | 10                    | 0                   | 0                     | 0       | 0               | 71                  | 131                   | 12                  | 17                       | 368                         |
|                         | Expl.            | 12                      | 2172          | 0.6%   | 7                   | 3                     | 0                     | 0                   | 0                     | 0       | 0               | 0                   | 2                     | 0                   | 0                        | 0                           |
|                         | RLE.             | 31                      | 2172          | 1.4%   | 7                   | 1                     | 0                     | 0                   | 0                     | 0       | 0               | 0                   | 8                     | 0                   | 3                        | 3                           |
|                         | Oth.             | 204                     | 2172          | 9.4%   | 0                   | 0                     | 0                     | 0                   | 0                     | 0       | 0               | 0                   | 3                     | 1                   | 0                        | 197                         |
| 3085 EATON RE-2         |                  |                         |               |        |                     |                       |                       |                     |                       |         |                 |                     |                       |                     |                          |                             |
| Elementary              | Susp.            | 28                      | 734           | 3.8%   | 1                   | 0                     | 0                     | 1                   | 2                     | 0       | 0               | 1                   | 7                     | 0                   | 2                        | 14                          |
|                         | Expl.            | 0                       | 734           | 0.0%   | 0                   | 0                     | 0                     | 0                   | 0                     | 0       | 0               | 0                   | 0                     | 0                   | 0                        | 0                           |
|                         | RLE.             | 0                       | 734           | 0.0%   | 0                   | 0                     | 0                     | 0                   | 0                     | 0       | 0               | 0                   | 0                     | 0                   | 0                        | 0                           |
|                         | Oth.             | 0                       | 734           | 0.0%   | 0                   | 0                     | 0                     | 0                   | 0                     | 0       | 0               | 0                   | 0                     | 0                   | 0                        | 0                           |
| Jr./Middle              | Susp.            | 49                      | 454           | 10.8%  | 0                   | 1                     | 0                     | 1                   | 0                     | 0       | 0               | 4                   | 8                     | 0                   | 2                        | 8                           |
|                         | Expl.            | 0                       | 454           | 0.0%   | 0                   | 0                     | 0                     | 0                   | 0                     | 0       | 0               | 0                   | 0                     | 0                   | 0                        | 0                           |
|                         | RLE.             | 1                       | 454           | 0.2%   | 0                   | 0                     | 0                     | 1                   | 0                     | 0       | 0               | 0                   | 0                     | 0                   | 0                        | 0                           |
|                         | Oth.             | 0                       | 454           | 0.0%   | 0                   | 0                     | 0                     | 0                   | 0                     | 0       | 0               | 0                   | 0                     | 0                   | 0                        | 0                           |
| Senior                  | Susp.            | 16                      | 474           | 3.4%   | 3                   | 0                     | 2                     | 0                   | 0                     | 2       | 0               | 3                   | 0                     | 1                   | 0                        | 5                           |
|                         | Expl.            | 0                       | 474           | 0.0%   | 0                   | 0                     | 0                     | 0                   | 0                     | 0       | 0               | 0                   | 0                     | 0                   | 0                        | 0                           |
|                         | RLE.             | 5                       | 474           | 1.1%   | 3                   | 0                     | 0                     | 0                   | 0                     | 2       | 0               | 0                   | 0                     | 0                   | 0                        | 0                           |
|                         | Oth.             | 0                       | 474           | 0.0%   | 0                   | 0                     | 0                     | 0                   | 0                     | 0       | 0               | 0                   | 0                     | 0                   | 0                        | 0                           |
| 3085 District Totals:   |                  |                         |               |        |                     |                       |                       |                     |                       |         |                 |                     |                       |                     |                          |                             |
|                         | Susp.            | 93                      | 1662          | 5.6%   | 4                   | 1                     | 2                     | 2                   | 2                     | 2       | 0               | 8                   | 15                    | 1                   | 4                        | 27                          |
|                         | Expl.            | 0                       | 1662          | 0.0%   | 0                   | 0                     | 0                     | 0                   | 0                     | 0       | 0               | 0                   | 0                     | 0                   | 0                        | 0                           |
|                         | RLE.             | 6                       | 1662          | 0.4%   | 3                   | 0                     | 0                     | 1                   | 0                     | 2       | 0               | 0                   | 0                     | 0                   | 0                        | 0                           |
|                         | Oth.             | 0                       | 1662          | 0.0%   | 0                   | 0                     | 0                     | 0                   | 0                     | 0       | 0               | 0                   | 0                     | 0                   | 0                        | 0                           |
| 3090 KEENESBURG RE-3(J) |                  |                         |               |        |                     |                       |                       |                     |                       |         |                 |                     |                       |                     |                          |                             |
| Elementary              | Susp.            | 187                     | 1153          | 16.2%  | 0                   | 2                     | 9                     | 39                  | 0                     | 0       | 0               | 33                  | 88                    | 7                   | 7                        | 2                           |

COLORADO DEPARTMENT OF EDUCATION

SAFETY & DISCIPLINE INDICATORS  
2003-2004 SUSPENSIONS AND EXPULSIONS REPORT  
INCIDENT RATE AND REASONS BY SCHOOL TYPE

|                               | TYPE  | STUDENTS<br>DISCIPLINED | EOY<br>STU CT | % RATE | DRUG<br>VIAOLATIONS | ALCOHOL<br>VIOLATIONS | TOBACCO<br>VIOLATIONS | ASSUALTS/<br>FIGHTS | ANGEROU<br>S WEAPONS | ROBBERY | OTHER<br>FELONY | DISOBEY/<br>DEFIANT | DETREMENT<br>BEHAVIOR | DESTROY<br>PROPERTY | REPEATED<br>INTERFERENCE | OTHER<br>CODE OF<br>CONDUCT |
|-------------------------------|-------|-------------------------|---------------|--------|---------------------|-----------------------|-----------------------|---------------------|----------------------|---------|-----------------|---------------------|-----------------------|---------------------|--------------------------|-----------------------------|
|                               | Expl. | 0                       | 1153          | 0.0%   | 0                   | 0                     | 0                     | 0                   | 0                    | 0       | 0               | 0                   | 0                     | 0                   | 0                        | 0                           |
|                               | RLE.  | 3                       | 1153          | 0.3%   | 0                   | 0                     | 0                     | 0                   | 0                    | 1       | 0               | 0                   | 1                     | 0                   | 1                        | 0                           |
|                               | Oth.  | 1                       | 1153          | 0.1%   | 0                   | 0                     | 0                     | 0                   | 0                    | 0       | 0               | 0                   | 0                     | 1                   | 0                        | 0                           |
| Jr./Middle                    | Susp. | 233                     | 346           | 67.3%  | 1                   | 3                     | 5                     | 30                  | 1                    | 0       | 0               | 67                  | 27                    | 1                   | 50                       | 48                          |
|                               | Expl. | 2                       | 346           | 0.6%   | 0                   | 0                     | 0                     | 0                   | 0                    | 0       | 0               | 0                   | 0                     | 0                   | 2                        | 0                           |
|                               | RLE.  | 0                       | 346           | 0.0%   | 0                   | 0                     | 0                     | 0                   | 0                    | 0       | 0               | 0                   | 0                     | 0                   | 0                        | 0                           |
|                               | Oth.  | 0                       | 346           | 0.0%   | 0                   | 0                     | 0                     | 0                   | 0                    | 0       | 0               | 0                   | 0                     | 0                   | 0                        | 0                           |
| Senior                        | Susp. | 178                     | 566           | 31.4%  | 2                   | 0                     | 19                    | 19                  | 8                    | 0       | 0               | 50                  | 20                    | 1                   | 9                        | 50                          |
|                               | Expl. | 2                       | 566           | 0.4%   | 0                   | 0                     | 0                     | 0                   | 2                    | 0       | 0               | 0                   | 0                     | 0                   | 0                        | 0                           |
|                               | RLE.  | 0                       | 566           | 0.0%   | 0                   | 0                     | 0                     | 0                   | 0                    | 0       | 0               | 0                   | 0                     | 0                   | 0                        | 0                           |
|                               | Oth.  | 0                       | 566           | 0.0%   | 0                   | 0                     | 0                     | 0                   | 0                    | 0       | 0               | 0                   | 0                     | 0                   | 0                        | 0                           |
| 3090 District Totals:         |       |                         |               |        |                     |                       |                       |                     |                      |         |                 |                     |                       |                     |                          |                             |
|                               | Susp. | 598                     | 2065          | 29.0%  | 3                   | 5                     | 33                    | 88                  | 9                    | 0       | 0               | 150                 | 135                   | 9                   | 66                       | 100                         |
|                               | Expl. | 4                       | 2065          | 0.2%   | 0                   | 0                     | 0                     | 0                   | 2                    | 0       | 0               | 0                   | 0                     | 0                   | 2                        | 0                           |
|                               | RLE.  | 3                       | 2065          | 0.1%   | 0                   | 0                     | 0                     | 0                   | 0                    | 1       | 0               | 0                   | 1                     | 0                   | 1                        | 0                           |
|                               | Oth.  | 1                       | 2065          | 0.0%   | 0                   | 0                     | 0                     | 0                   | 0                    | 0       | 0               | 0                   | 0                     | 1                   | 0                        | 0                           |
| 3100 WINDSOR RE-4             |       |                         |               |        |                     |                       |                       |                     |                      |         |                 |                     |                       |                     |                          |                             |
| Elementary                    | Susp. | 16                      | 1556          | 1.0%   | 0                   | 0                     | 0                     | 1                   | 0                    | 0       | 0               | 1                   | 11                    | 1                   | 0                        | 2                           |
|                               | Expl. | 1                       | 1556          | 0.1%   | 0                   | 0                     | 0                     | 0                   | 0                    | 0       | 0               | 0                   | 0                     | 1                   | 0                        | 0                           |
|                               | RLE.  | 0                       | 1556          | 0.0%   | 0                   | 0                     | 0                     | 0                   | 0                    | 0       | 0               | 0                   | 0                     | 0                   | 0                        | 0                           |
|                               | Oth.  | 0                       | 1556          | 0.0%   | 0                   | 0                     | 0                     | 0                   | 0                    | 0       | 0               | 0                   | 0                     | 0                   | 0                        | 0                           |
| Jr./Middle                    | Susp. | 96                      | 716           | 13.4%  | 0                   | 0                     | 6                     | 6                   | 1                    | 0       | 0               | 7                   | 35                    | 3                   | 0                        | 30                          |
|                               | Expl. | 8                       | 716           | 1.1%   | 1                   | 0                     | 0                     | 0                   | 0                    | 0       | 0               | 0                   | 0                     | 2                   | 0                        | 0                           |
|                               | RLE.  | 1                       | 716           | 0.1%   | 0                   | 0                     | 0                     | 0                   | 1                    | 0       | 0               | 0                   | 0                     | 0                   | 0                        | 0                           |
|                               | Oth.  | 0                       | 716           | 0.0%   | 0                   | 0                     | 0                     | 0                   | 0                    | 0       | 0               | 0                   | 0                     | 0                   | 0                        | 0                           |
| Senior                        | Susp. | 135                     | 906           | 14.9%  | 7                   | 11                    | 24                    | 13                  | 0                    | 0       | 0               | 5                   | 2                     | 0                   | 0                        | 68                          |
|                               | Expl. | 5                       | 906           | 0.6%   | 0                   | 0                     | 0                     | 0                   | 3                    | 0       | 0               | 0                   | 1                     | 1                   | 0                        | 0                           |
|                               | RLE.  | 3                       | 906           | 0.3%   | 0                   | 0                     | 0                     | 0                   | 3                    | 0       | 0               | 0                   | 0                     | 0                   | 0                        | 0                           |
|                               | Oth.  | 0                       | 906           | 0.0%   | 0                   | 0                     | 0                     | 0                   | 0                    | 0       | 0               | 0                   | 0                     | 0                   | 0                        | 0                           |
| 3100 District Totals:         |       |                         |               |        |                     |                       |                       |                     |                      |         |                 |                     |                       |                     |                          |                             |
|                               | Susp. | 247                     | 3178          | 7.8%   | 7                   | 11                    | 30                    | 20                  | 1                    | 0       | 0               | 13                  | 48                    | 4                   | 0                        | 100                         |
|                               | Expl. | 14                      | 3178          | 0.4%   | 1                   | 0                     | 0                     | 0                   | 3                    | 0       | 0               | 0                   | 1                     | 4                   | 0                        | 0                           |
|                               | RLE.  | 4                       | 3178          | 0.1%   | 0                   | 0                     | 0                     | 0                   | 3                    | 0       | 0               | 0                   | 0                     | 0                   | 0                        | 0                           |
|                               | Oth.  | 0                       | 3178          | 0.0%   | 0                   | 0                     | 0                     | 0                   | 0                    | 0       | 0               | 0                   | 0                     | 0                   | 0                        | 0                           |
| 3110 JOHNSTOWN-MILLIKEN RE-5J |       |                         |               |        |                     |                       |                       |                     |                      |         |                 |                     |                       |                     |                          |                             |
| Elementary                    | Susp. | 10                      | 1235          | 0.8%   | 0                   | 0                     | 0                     | 0                   | 0                    | 0       | 0               | 4                   | 2                     | 0                   | 0                        | 4                           |
|                               | Expl. | 0                       | 1235          | 0.0%   | 0                   | 0                     | 0                     | 0                   | 0                    | 0       | 0               | 0                   | 0                     | 0                   | 0                        | 0                           |
|                               | RLE.  | 3                       | 1235          | 0.2%   | 0                   | 0                     | 0                     | 0                   | 0                    | 0       | 0               | 3                   | 0                     | 0                   | 0                        | 0                           |
|                               | Oth.  | 0                       | 1235          | 0.0%   | 0                   | 0                     | 0                     | 0                   | 0                    | 0       | 0               | 0                   | 0                     | 0                   | 0                        | 0                           |
| Jr./Middle                    | Susp. | 38                      | 516           | 7.4%   | 0                   | 0                     | 0                     | 9                   | 0                    | 0       | 0               | 3                   | 0                     | 0                   | 0                        | 26                          |
|                               | Expl. | 3                       | 516           | 0.6%   | 0                   | 0                     | 0                     | 0                   | 0                    | 0       | 0               | 0                   | 0                     | 2                   | 0                        | 1                           |
|                               | RLE.  | 2                       | 516           | 0.4%   | 0                   | 0                     | 0                     | 0                   | 0                    | 0       | 0               | 0                   | 0                     | 2                   | 0                        | 0                           |
|                               | Oth.  | 0                       | 516           | 0.0%   | 0                   | 0                     | 0                     | 0                   | 0                    | 0       | 0               | 0                   | 0                     | 0                   | 0                        | 0                           |
| Senior                        | Susp. | 110                     | 557           | 19.7%  | 3                   | 7                     | 6                     | 2                   | 0                    | 0       | 0               | 21                  | 54                    | 0                   | 14                       | 3                           |
|                               | Expl. | 1                       | 557           | 0.2%   | 0                   | 0                     | 0                     | 0                   | 0                    | 0       | 0               | 0                   | 1                     | 0                   | 0                        | 0                           |
|                               | RLE.  | 5                       | 557           | 0.9%   | 2                   | 1                     | 0                     | 2                   | 0                    | 0       | 0               | 0                   | 0                     | 0                   | 0                        | 0                           |
|                               | Oth.  | 0                       | 557           | 0.0%   | 0                   | 0                     | 0                     | 0                   | 0                    | 0       | 0               | 0                   | 0                     | 0                   | 0                        | 0                           |






**COLORADO DEPARTMENT OF EDUCATION**

**SAFETY & DISCIPLINE INDICATORS  
2003-2004 SUSPENSIONS AND EXPULSIONS REPORT  
INCIDENT RATE AND REASONS BY SCHOOL TYPE**


|                         | TYPE  | STUDENTS<br>DISCIPLINED | EOY<br>STU CT | % RATE | DRUG<br>VIAOLATIONS | ALCOHOL<br>VIOLATIONS | TOBACCO<br>VIOLATIONS | ASSUALTS/<br>FIGHTS | DANGEROU<br>S WEAPONS | ROBBERY | OTHER<br>FELONY | DISOBEY/<br>DEFIANT | DETREMEN<br>T BEHAVIOR | DESTROY<br>PROPERTY | REPEATED<br>INTERFERANCE | OTHER<br>CODE OF<br>CONDUCT |
|-------------------------|-------|-------------------------|---------------|--------|---------------------|-----------------------|-----------------------|---------------------|-----------------------|---------|-----------------|---------------------|------------------------|---------------------|--------------------------|-----------------------------|
| 3110 District Totals:   |       |                         |               |        |                     |                       |                       |                     |                       |         |                 |                     |                        |                     |                          |                             |
|                         | Susp. | 158                     | 2308          | 6.8%   | 3                   | 7                     | 6                     | 11                  | 0                     | 0       | 0               | 28                  | 56                     | 0                   | 14                       | 33                          |
|                         | Expl. | 4                       | 2308          | 0.2%   | 0                   | 0                     | 0                     | 0                   | 0                     | 0       | 0               | 0                   | 1                      | 2                   | 0                        | 1                           |
|                         | RLE.  | 10                      | 2308          | 0.4%   | 2                   | 1                     | 0                     | 2                   | 0                     | 0       | 0               | 3                   | 0                      | 2                   | 0                        | 0                           |
|                         | Oth.  | 0                       | 2308          | 0.0%   | 0                   | 0                     | 0                     | 0                   | 0                     | 0       | 0               | 0                   | 0                      | 0                   | 0                        | 0                           |
| 3120 GREELEY 6          |       |                         |               |        |                     |                       |                       |                     |                       |         |                 |                     |                        |                     |                          |                             |
| Elementary              | Susp. | 609                     | 7863          | 7.7%   | 0                   | 1                     | 0                     | 0                   | 15                    | 0       | 0               | 151                 | 260                    | 10                  | 12                       | 160                         |
|                         | Expl. | 7                       | 7863          | 0.1%   | 0                   | 0                     | 0                     | 0                   | 0                     | 0       | 0               | 0                   | 5                      | 1                   | 0                        | 1                           |
|                         | RLE.  | 6                       | 7863          | 0.1%   | 0                   | 0                     | 0                     | 0                   | 1                     | 0       | 0               | 1                   | 2                      | 0                   | 0                        | 2                           |
|                         | Oth.  | 0                       | 7863          | 0.0%   | 0                   | 0                     | 0                     | 0                   | 0                     | 0       | 0               | 0                   | 0                      | 0                   | 0                        | 0                           |
| Jr./Middle              | Susp. | 2565                    | 4062          | 63.1%  | 42                  | 7                     | 10                    | 0                   | 35                    | 0       | 0               | 1008                | 887                    | 26                  | 161                      | 389                         |
|                         | Expl. | 111                     | 4062          | 2.7%   | 13                  | 1                     | 0                     | 0                   | 16                    | 0       | 0               | 18                  | 35                     | 1                   | 3                        | 24                          |
|                         | RLE.  | 128                     | 4062          | 3.2%   | 23                  | 1                     | 0                     | 0                   | 12                    | 0       | 0               | 3                   | 50                     | 2                   | 9                        | 28                          |
|                         | Oth.  | 0                       | 4062          | 0.0%   | 0                   | 0                     | 0                     | 0                   | 0                     | 0       | 0               | 0                   | 0                      | 0                   | 0                        | 0                           |
| Senior                  | Susp. | 1205                    | 6785          | 17.8%  | 72                  | 24                    | 11                    | 6                   | 3                     | 0       | 0               | 561                 | 244                    | 5                   | 52                       | 227                         |
|                         | Expl. | 57                      | 6785          | 0.8%   | 7                   | 2                     | 0                     | 0                   | 7                     | 0       | 0               | 13                  | 17                     | 0                   | 0                        | 11                          |
|                         | RLE.  | 109                     | 6785          | 1.6%   | 29                  | 5                     | 1                     | 2                   | 0                     | 0       | 0               | 8                   | 31                     | 1                   | 4                        | 28                          |
|                         | Oth.  | 0                       | 6785          | 0.0%   | 0                   | 0                     | 0                     | 0                   | 0                     | 0       | 0               | 0                   | 0                      | 0                   | 0                        | 0                           |
| 3120 District Totals:   |       |                         |               |        |                     |                       |                       |                     |                       |         |                 |                     |                        |                     |                          |                             |
|                         | Susp. | 4379                    | 18710         | 23.4%  | 114                 | 32                    | 21                    | 6                   | 53                    | 0       | 0               | 1720                | 1391                   | 41                  | 225                      | 776                         |
|                         | Expl. | 175                     | 18710         | 0.9%   | 20                  | 3                     | 0                     | 0                   | 23                    | 0       | 0               | 31                  | 57                     | 2                   | 3                        | 36                          |
|                         | RLE.  | 243                     | 18710         | 1.3%   | 52                  | 6                     | 1                     | 2                   | 17                    | 0       | 0               | 12                  | 83                     | 3                   | 13                       | 58                          |
|                         | Oth.  | 0                       | 18710         | 0.0%   | 0                   | 0                     | 0                     | 0                   | 0                     | 0       | 0               | 0                   | 0                      | 0                   | 0                        | 0                           |
| 3130 PLATTE VALLEY RE-7 |       |                         |               |        |                     |                       |                       |                     |                       |         |                 |                     |                        |                     |                          |                             |
| Elementary              | Susp. | 9                       | 557           | 1.6%   | 1                   | 0                     | 0                     | 0                   | 0                     | 0       | 0               | 0                   | 1                      | 0                   | 0                        | 2                           |
|                         | Expl. | 0                       | 557           | 0.0%   | 0                   | 0                     | 0                     | 0                   | 0                     | 0       | 0               | 0                   | 0                      | 0                   | 0                        | 0                           |
|                         | RLE.  | 5                       | 557           | 0.9%   | 1                   | 0                     | 0                     | 0                   | 0                     | 0       | 0               | 0                   | 0                      | 0                   | 0                        | 0                           |
|                         | Oth.  | 0                       | 557           | 0.0%   | 0                   | 0                     | 0                     | 0                   | 0                     | 0       | 0               | 0                   | 0                      | 0                   | 0                        | 0                           |
| Jr./Middle              | Susp. | 40                      | 315           | 12.7%  | 0                   | 0                     | 1                     | 0                   | 0                     | 0       | 0               | 15                  | 16                     | 0                   | 0                        | 2                           |
|                         | Expl. | 0                       | 315           | 0.0%   | 0                   | 0                     | 0                     | 0                   | 0                     | 0       | 0               | 0                   | 0                      | 0                   | 0                        | 0                           |
|                         | RLE.  | 1                       | 315           | 0.3%   | 0                   | 0                     | 0                     | 0                   | 0                     | 0       | 0               | 0                   | 1                      | 0                   | 0                        |                             |
|                         | Oth.  | 0                       | 315           | 0.0%   | 0                   | 0                     | 0                     | 0                   | 0                     | 0       | 0               | 0                   | 0                      | 0                   | 0                        | 0                           |
| Senior                  | Susp. | 77                      | 358           | 21.5%  | 0                   | 1                     | 5                     | 0                   | 0                     | 0       | 0               | 28                  | 14                     | 4                   | 0                        | 10                          |
|                         | Expl. | 2                       | 358           | 0.6%   | 1                   | 0                     | 0                     | 0                   | 1                     | 0       | 0               | 0                   | 0                      | 0                   | 0                        | 0                           |
|                         | RLE.  | 2                       | 358           | 0.6%   | 1                   | 0                     | 0                     | 0                   | 1                     | 0       | 0               | 0                   | 0                      | 0                   | 0                        | 0                           |
|                         | Oth.  | 0                       | 358           | 0.0%   | 0                   | 0                     | 0                     | 0                   | 0                     | 0       | 0               | 0                   | 0                      | 0                   | 0                        | 0                           |
| 3130 District Totals:   |       |                         |               |        |                     |                       |                       |                     |                       |         |                 |                     |                        |                     |                          |                             |
|                         | Susp. | 126                     | 1230          | 10.2%  | 1                   | 1                     | 6                     | 0                   | 0                     | 0       | 0               | 43                  | 31                     | 4                   | 0                        | 14                          |
|                         | Expl. | 2                       | 1230          | 0.2%   | 1                   | 0                     | 0                     | 0                   | 1                     | 0       | 0               | 0                   | 0                      | 0                   | 0                        | 0                           |
|                         | RLE.  | 8                       | 1230          | 0.7%   | 2                   | 0                     | 0                     | 0                   | 1                     | 0       | 0               | 0                   | 1                      | 0                   | 0                        | 0                           |
|                         | Oth.  | 0                       | 1230          | 0.0%   | 0                   | 0                     | 0                     | 0                   | 0                     | 0       | 0               | 0                   | 0                      | 0                   | 0                        | 0                           |
| 3140 WELD COUNTY        |       |                         |               |        |                     |                       |                       |                     |                       |         |                 |                     |                        |                     |                          |                             |
| Elementary              | Susp. | 18                      | 1280          | 1.4%   | 0                   | 0                     | 0                     | 0                   | 1                     | 0       | 0               | 9                   | 8                      | 0                   | 0                        | 0                           |
|                         | Expl. | 0                       | 1280          | 0.0%   | 0                   | 0                     | 0                     | 0                   | 0                     | 0       | 0               | 0                   | 0                      | 0                   | 0                        | 0                           |
|                         | RLE.  | 0                       | 1280          | 0.0%   | 0                   | 0                     | 0                     | 0                   | 0                     | 0       | 0               | 0                   | 0                      | 0                   | 0                        | 0                           |



**COLORADO DEPARTMENT OF EDUCATION**

**SAFETY & DISCIPLINE INDICATORS  
2003-2004 SUSPENSIONS AND EXPULSIONS REPORT  
INCIDENT RATE AND REASONS BY SCHOOL TYPE**


|                         | TYPE  | STUDENTS<br>DISCIPLINED | EOY<br>STU CT | % RATE | DRUG<br>VIAIOLATIONS | ALCOHOL<br>VIOLATIONS | TOBACCO<br>VIOLATIONS | ASSUALTS/<br>FIGHTS | DAINGEROU<br>S WEAPONS | ROBBERY | OTHER<br>FELONY | DISOBEY/<br>DEFIANT | DETREMENT<br>BEHAVIOR | DESTROY<br>PROPERTY | REPEATED<br>INTERFERENCE | OTHER<br>CODE OF<br>CONDUCT |
|-------------------------|-------|-------------------------|---------------|--------|----------------------|-----------------------|-----------------------|---------------------|------------------------|---------|-----------------|---------------------|-----------------------|---------------------|--------------------------|-----------------------------|
|                         | Oth.  | 0                       | 1280          | 0.0%   | 0                    | 0                     | 0                     | 0                   | 0                      | 0       | 0               | 0                   | 0                     | 0                   | 0                        | 0                           |
| Jr./Middle              | Susp. | 20                      | 632           | 3.2%   | 1                    | 1                     | 7                     | 1                   | 0                      | 0       | 0               | 0                   | 0                     | 7                   | 0                        | 0                           |
|                         | Expl. | 5                       | 632           | 0.8%   | 2                    | 0                     | 0                     | 0                   | 1                      | 0       | 0               | 2                   | 0                     | 0                   | 0                        | 0                           |
|                         | RLE.  | 8                       | 632           | 1.3%   | 3                    | 1                     | 0                     | 1                   | 1                      | 0       | 0               | 0                   | 0                     | 2                   | 0                        | 0                           |
|                         | Oth.  | 0                       | 632           | 0.0%   | 0                    | 0                     | 0                     | 0                   | 0                      | 0       | 0               | 0                   | 0                     | 0                   | 0                        | 0                           |
| Senior                  | Susp. | 154                     | 759           | 20.3%  | 13                   | 0                     | 1                     | 0                   | 0                      | 0       | 0               | 3                   | 2                     | 0                   | 0                        | 135                         |
|                         | Expl. | 8                       | 759           | 1.1%   | 4                    | 0                     | 0                     | 0                   | 1                      | 0       | 0               | 0                   | 2                     | 0                   | 0                        | 1                           |
|                         | RLE.  | 23                      | 759           | 3.0%   | 3                    | 0                     | 0                     | 0                   | 1                      | 0       | 0               | 0                   | 0                     | 0                   | 0                        | 19                          |
|                         | Oth.  | 6                       | 759           | 0.8%   | 0                    | 0                     | 6                     | 0                   | 0                      | 0       | 0               | 0                   | 0                     | 0                   | 0                        | 0                           |
| 3140 District Totals:   |       |                         |               |        |                      |                       |                       |                     |                        |         |                 |                     |                       |                     |                          |                             |
|                         | Susp. | 192                     | 2671          | 7.2%   | 14                   | 1                     | 8                     | 1                   | 1                      | 0       | 0               | 12                  | 10                    | 7                   | 0                        | 135                         |
|                         | Expl. | 13                      | 2671          | 0.5%   | 6                    | 0                     | 0                     | 0                   | 2                      | 0       | 0               | 2                   | 0                     | 0                   | 0                        | 1                           |
|                         | RLE.  | 31                      | 2671          | 1.2%   | 6                    | 1                     | 0                     | 1                   | 2                      | 0       | 0               | 0                   | 2                     | 2                   | 0                        | 19                          |
|                         | Oth.  | 6                       | 2671          | 0.2%   | 0                    | 0                     | 6                     | 0                   | 0                      | 0       | 0               | 0                   | 0                     | 0                   | 0                        | 0                           |
| 3145 AULT-HIGHLAND RE-9 |       |                         |               |        |                      |                       |                       |                     |                        |         |                 |                     |                       |                     |                          |                             |
| Elementary              | Susp. | 74                      | 414           | 17.9%  | 0                    | 0                     | 0                     | 0                   | 0                      | 0       | 0               | 0                   | 0                     | 0                   | 0                        | 59                          |
|                         | Expl. | 0                       | 414           | 0.0%   | 0                    | 0                     | 0                     | 0                   | 0                      | 0       | 0               | 0                   | 0                     | 0                   | 0                        | 0                           |
|                         | RLE.  | 0                       | 414           | 0.0%   | 0                    | 0                     | 0                     | 0                   | 0                      | 0       | 0               | 0                   | 0                     | 0                   | 0                        | 0                           |
|                         | Oth.  | 34                      | 414           | 8.2%   | 0                    | 0                     | 0                     | 0                   | 0                      | 0       | 0               | 0                   | 0                     | 0                   | 0                        | 34                          |
| Jr./Middle              | Susp. | 435                     | 248           | 175.4% | 0                    | 0                     | 1                     | 0                   | 2                      | 0       | 0               | 250                 | 38                    | 0                   | 0                        | 122                         |
|                         | Expl. | 3                       | 248           | 1.2%   | 0                    | 0                     | 0                     | 0                   | 2                      | 0       | 0               | 0                   | 0                     | 0                   | 0                        | 1                           |
|                         | RLE.  | 40                      | 248           | 16.1%  | 0                    | 0                     | 0                     | 0                   | 4                      | 0       | 0               | 0                   | 0                     | 0                   | 0                        | 36                          |
|                         | Oth.  | 0                       | 248           | 0.0%   | 0                    | 0                     | 0                     | 0                   | 0                      | 0       | 0               | 0                   | 0                     | 0                   | 0                        | 0                           |
| Senior                  | Susp. | 49                      | 322           | 15.2%  | 0                    | 1                     | 0                     | 0                   | 0                      | 0       | 1               | 17                  | 11                    | 1                   | 3                        | 11                          |
|                         | Expl. | 1                       | 322           | 0.3%   | 0                    | 0                     | 0                     | 0                   | 0                      | 0       | 0               | 0                   | 0                     | 0                   | 0                        | 1                           |
|                         | RLE.  | 11                      | 322           | 3.4%   | 0                    | 1                     | 0                     | 0                   | 0                      | 0       | 1               | 0                   | 3                     | 1                   | 0                        | 5                           |
|                         | Oth.  | 0                       | 322           | 0.0%   | 0                    | 0                     | 0                     | 0                   | 0                      | 0       | 0               | 0                   | 0                     | 0                   | 0                        | 0                           |
| 3145 District Totals:   |       |                         |               |        |                      |                       |                       |                     |                        |         |                 |                     |                       |                     |                          |                             |
|                         | Susp. | 558                     | 984           | 56.7%  | 0                    | 1                     | 1                     | 0                   | 2                      | 0       | 1               | 267                 | 49                    | 1                   | 3                        | 192                         |
|                         | Expl. | 4                       | 984           | 0.4%   | 0                    | 0                     | 0                     | 0                   | 2                      | 0       | 0               | 0                   | 0                     | 0                   | 0                        | 2                           |
|                         | RLE.  | 51                      | 984           | 5.2%   | 0                    | 1                     | 0                     | 0                   | 2                      | 0       | 1               | 0                   | 3                     | 1                   | 0                        | 41                          |
|                         | Oth.  | 34                      | 984           | 3.5%   | 0                    | 0                     | 0                     | 0                   | 0                      | 0       | 0               | 0                   | 0                     | 0                   | 0                        | 34                          |
| 3146 BRIGGS DALE RE-10  |       |                         |               |        |                      |                       |                       |                     |                        |         |                 |                     |                       |                     |                          |                             |
| Elementary              | Susp. | 0                       | 65            | 0.0%   | 0                    | 0                     | 0                     | 0                   | 0                      | 0       | 0               | 0                   | 0                     | 0                   | 0                        | 0                           |
|                         | Expl. | 0                       | 65            | 0.0%   | 0                    | 0                     | 0                     | 0                   | 0                      | 0       | 0               | 0                   | 0                     | 0                   | 0                        | 0                           |
|                         | RLE.  | 0                       | 65            | 0.0%   | 0                    | 0                     | 0                     | 0                   | 0                      | 0       | 0               | 0                   | 0                     | 0                   | 0                        | 0                           |
|                         | Oth.  | 0                       | 65            | 0.0%   | 0                    | 0                     | 0                     | 0                   | 0                      | 0       | 0               | 0                   | 0                     | 0                   | 0                        | 0                           |
| Senior                  | Susp. | 14                      | 80            | 17.5%  | 0                    | 0                     | 0                     | 2                   | 0                      | 0       | 0               | 2                   | 0                     | 1                   | 8                        | 1                           |
|                         | Expl. | 0                       | 80            | 0.0%   | 0                    | 0                     | 0                     | 0                   | 0                      | 0       | 0               | 0                   | 0                     | 0                   | 0                        | 0                           |
|                         | RLE.  | 0                       | 80            | 0.0%   | 0                    | 0                     | 0                     | 0                   | 0                      | 0       | 0               | 0                   | 0                     | 0                   | 0                        | 0                           |
|                         | Oth.  | 0                       | 80            | 0.0%   | 0                    | 0                     | 0                     | 0                   | 0                      | 0       | 0               | 0                   | 0                     | 0                   | 0                        | 0                           |
| 3146 District Totals:   |       |                         |               |        |                      |                       |                       |                     |                        |         |                 |                     |                       |                     |                          |                             |
|                         | Susp. | 14                      | 145           | 9.7%   | 0                    | 0                     | 0                     | 2                   | 0                      | 0       | 0               | 2                   | 0                     | 1                   | 8                        | 1                           |
|                         | Expl. | 0                       | 145           | 0.0%   | 0                    | 0                     | 0                     | 0                   | 0                      | 0       | 0               | 0                   | 0                     | 0                   | 0                        | 0                           |
|                         | RLE.  | 0                       | 145           | 0.0%   | 0                    | 0                     | 0                     | 0                   | 0                      | 0       | 0               | 0                   | 0                     | 0                   | 0                        | 0                           |
|                         | Oth.  | 0                       | 145           | 0.0%   | 0                    | 0                     | 0                     | 0                   | 0                      | 0       | 0               | 0                   | 0                     | 0                   | 0                        | 0                           |
| 3147 PRAIRIE RE-11      |       |                         |               |        |                      |                       |                       |                     |                        |         |                 |                     |                       |                     |                          |                             |



COLORADO DEPARTMENT OF EDUCATION

SAFETY & DISCIPLINE INDICATORS  
2003-2004 SUSPENSIONS AND EXPULSIONS REPORT  
INCIDENT RATE AND REASONS BY SCHOOL TYPE


|                       | TYPE  | STUDENTS<br>DISCIPLINED | EOY<br>STU CT | % RATE | DRUG<br>VIAOLATIONS | ALCOHOL<br>VIOLATIONS | TOBACCO<br>VIOLATIONS | ASSUALTS/<br>FIGHTS | DANGEROU<br>S WEAPONS | ROBBERY | OTHER<br>FELONY | DISOBEY/<br>DEFIANT | DETREMMENT<br>BEHAVIOR | DESTROY<br>PROPERTY | REPEATED<br>INTERFERANCE | OTHER<br>CODE OF<br>CONDUCT |  |
|-----------------------|-------|-------------------------|---------------|--------|---------------------|-----------------------|-----------------------|---------------------|-----------------------|---------|-----------------|---------------------|------------------------|---------------------|--------------------------|-----------------------------|--|
| Elementary            | Susp. | 0                       | 68            | 0.0%   | 0                   | 0                     | 0                     | 0                   | 0                     | 0       | 0               | 0                   | 0                      | 0                   | 0                        | 0                           |  |
|                       | Expl. | 0                       | 68            | 0.0%   | 0                   | 0                     | 0                     | 0                   | 0                     | 0       | 0               | 0                   | 0                      | 0                   | 0                        | 0                           |  |
|                       | RLE.  | 0                       | 68            | 0.0%   | 0                   | 0                     | 0                     | 0                   | 0                     | 0       | 0               | 0                   | 0                      | 0                   | 0                        | 0                           |  |
|                       | Oth.  | 0                       | 68            | 0.0%   | 0                   | 0                     | 0                     | 0                   | 0                     | 0       | 0               | 0                   | 0                      | 0                   | 0                        | 0                           |  |
| Senior                | Susp. | 5                       | 66            | 7.6%   | 0                   | 0                     | 2                     | 0                   | 0                     | 0       | 0               | 2                   | 1                      | 0                   | 0                        | 0                           |  |
|                       | Expl. | 0                       | 66            | 0.0%   | 0                   | 0                     | 0                     | 0                   | 0                     | 0       | 0               | 0                   | 0                      | 0                   | 0                        | 0                           |  |
|                       | RLE.  | 1                       | 66            | 1.5%   | 0                   | 0                     | 0                     | 0                   | 0                     | 0       | 0               | 0                   | 1                      | 0                   | 0                        | 0                           |  |
|                       | Oth.  | 0                       | 66            | 0.0%   | 0                   | 0                     | 0                     | 0                   | 0                     | 0       | 0               | 0                   | 0                      | 0                   | 0                        | 0                           |  |
| 3147 District Totals: |       |                         |               |        |                     |                       |                       |                     |                       |         |                 |                     |                        |                     |                          |                             |  |
|                       | Susp. | 5                       | 134           | 3.7%   | 0                   | 0                     | 2                     | 0                   | 0                     | 0       | 0               | 2                   | 1                      | 0                   | 0                        | 0                           |  |
|                       | Expl. | 0                       | 134           | 0.0%   | 0                   | 0                     | 0                     | 0                   | 0                     | 0       | 0               | 0                   | 0                      | 0                   | 0                        | 0                           |  |
|                       | RLE.  | 1                       | 134           | 0.7%   | 0                   | 0                     | 0                     | 0                   | 0                     | 0       | 0               | 0                   | 1                      | 0                   | 0                        | 0                           |  |
|                       | Oth.  | 0                       | 134           | 0.0%   | 0                   | 0                     | 0                     | 0                   | 0                     | 0       | 0               | 0                   | 0                      | 0                   | 0                        | 0                           |  |
| 3148 PAWNEE RE-12     |       |                         |               |        |                     |                       |                       |                     |                       |         |                 |                     |                        |                     |                          |                             |  |
| Elementary            | Susp. | 6                       | 57            | 10.5%  | 0                   | 0                     | 0                     | 0                   | 0                     | 0       | 0               | 2                   | 4                      | 0                   | 0                        | 0                           |  |
|                       | Expl. | 0                       | 57            | 0.0%   | 0                   | 0                     | 0                     | 0                   | 0                     | 0       | 0               | 0                   | 0                      | 0                   | 0                        | 0                           |  |
|                       | RLE.  | 0                       | 57            | 0.0%   | 0                   | 0                     | 0                     | 0                   | 0                     | 0       | 0               | 0                   | 0                      | 0                   | 0                        | 0                           |  |
|                       | Oth.  | 0                       | 57            | 0.0%   | 0                   | 0                     | 0                     | 0                   | 0                     | 0       | 0               | 0                   | 0                      | 0                   | 0                        | 0                           |  |
| Senior                | Susp. | 6                       | 68            | 8.8%   | 0                   | 0                     | 0                     | 0                   | 0                     | 0       | 0               | 6                   | 0                      | 0                   | 0                        | 0                           |  |
|                       | Expl. | 1                       | 68            | 1.5%   | 0                   | 0                     | 0                     | 0                   | 0                     | 0       | 0               | 0                   | 1                      | 0                   | 0                        | 0                           |  |
|                       | RLE.  | 0                       | 68            | 0.0%   | 0                   | 0                     | 0                     | 0                   | 0                     | 0       | 0               | 0                   | 0                      | 0                   | 0                        | 0                           |  |
|                       | Oth.  | 0                       | 68            | 0.0%   | 0                   | 0                     | 0                     | 0                   | 0                     | 0       | 0               | 0                   | 0                      | 0                   | 0                        | 0                           |  |
| 3148 District Totals: |       |                         |               |        |                     |                       |                       |                     |                       |         |                 |                     |                        |                     |                          |                             |  |
|                       | Susp. | 12                      | 125           | 9.6%   | 0                   | 0                     | 0                     | 0                   | 0                     | 0       | 0               | 8                   | 4                      | 0                   | 0                        | 0                           |  |
|                       | Expl. | 1                       | 125           | 0.8%   | 0                   | 0                     | 0                     | 0                   | 0                     | 0       | 0               | 0                   | 1                      | 0                   | 0                        | 0                           |  |
|                       | RLE.  | 0                       | 125           | 0.0%   | 0                   | 0                     | 0                     | 0                   | 0                     | 0       | 0               | 0                   | 0                      | 0                   | 0                        | 0                           |  |
|                       | Oth.  | 0                       | 125           | 0.0%   | 0                   | 0                     | 0                     | 0                   | 0                     | 0       | 0               | 0                   | 0                      | 0                   | 0                        | 0                           |  |
| WELD Totals:          |       |                         |               |        |                     |                       |                       |                     |                       |         |                 |                     |                        |                     |                          |                             |  |
|                       | Susp. | 7022                    | 35384         | 19.8%  | 146                 | 60                    | 119                   | 130                 | 68                    | 2       | 1               | 2324                | 1871                   | 80                  | 337                      | 1746                        |  |
|                       | Expl. | 229                     | 35384         | 0.6%   | 35                  | 6                     | 0                     | 0                   | 33                    | 0       | 0               | 33                  | 64                     | 8                   | 5                        | 40                          |  |
|                       | RLE.  | 388                     | 35384         | 1.1%   | 72                  | 10                    | 1                     | 6                   | 24                    | 3       | 1               | 15                  | 97                     | 8                   | 17                       | 121                         |  |
|                       | Oth.  | 245                     | 35384         | 0.7%   | 0                   | 0                     | 6                     | 0                   | 0                     | 0       | 0               | 0                   | 3                      | 2                   | 0                        | 231                         |  |
| YUMA                  |       |                         |               |        |                     |                       |                       |                     |                       |         |                 |                     |                        |                     |                          |                             |  |
| 3200 YUMA 1           |       |                         |               |        |                     |                       |                       |                     |                       |         |                 |                     |                        |                     |                          |                             |  |
| Elementary            | Susp. | 13                      | 315           | 4.1%   | 0                   | 0                     | 0                     | 0                   | 0                     | 0       | 0               | 10                  | 3                      | 0                   | 0                        | 0                           |  |
|                       | Expl. | 0                       | 315           | 0.0%   | 0                   | 0                     | 0                     | 0                   | 0                     | 0       | 0               | 0                   | 0                      | 0                   | 0                        | 0                           |  |
|                       | RLE.  | 0                       | 315           | 0.0%   | 0                   | 0                     | 0                     | 0                   | 0                     | 0       | 0               | 0                   | 0                      | 0                   | 0                        | 0                           |  |
|                       | Oth.  | 0                       | 315           | 0.0%   | 0                   | 0                     | 0                     | 0                   | 0                     | 0       | 0               | 0                   | 0                      | 0                   | 0                        | 0                           |  |
| Jr./Middle            | Susp. | 160                     | 370           | 43.2%  | 0                   | 0                     | 2                     | 11                  | 1                     | 0       | 1               | 16                  | 27                     | 2                   | 0                        | 98                          |  |
|                       | Expl. | 1                       | 370           | 0.3%   | 0                   | 0                     | 0                     | 0                   | 0                     | 0       | 0               | 1                   | 0                      | 0                   | 0                        | 0                           |  |
|                       | RLE.  | 1                       | 370           | 0.3%   | 0                   | 0                     | 0                     | 0                   | 0                     | 0       | 0               | 1                   | 0                      | 0                   | 0                        | 0                           |  |
|                       | Oth.  | 0                       | 370           | 0.0%   | 0                   | 0                     | 0                     | 0                   | 0                     | 0       | 0               | 0                   | 0                      | 0                   | 0                        | 0                           |  |
| Senior                | Susp. | 103                     | 292           | 35.3%  | 4                   | 0                     | 15                    | 7                   | 0                     | 0       | 5               | 12                  | 53                     | 3                   | 4                        | 0                           |  |



**COLORADO DEPARTMENT OF EDUCATION**

**SAFETY & DISCIPLINE INDICATORS  
2003-2004 SUSPENSIONS AND EXPULSIONS REPORT  
INCIDENT RATE AND REASONS BY SCHOOL TYPE**


|                              | STUDENTS<br>TYPE | DISCIPLINED | EOY<br>STU CT | % RATE | DRUG<br>VIAOLATIONS | ALCOHOL<br>VIOLATIONS | TOBACCO<br>VIOLATIONS | ASSUALTS/<br>FIGHTS | DANGEROU<br>S WEAPONS | ROBBERY | OTHER<br>FELONY | DISOBEY/<br>DEFIANT | DETREMENT<br>BEHAVIOR | DESTROY<br>PROPERTY | REPEATED<br>INTERFERENCE | OTHER<br>CODE OF<br>CONDUCT |    |
|------------------------------|------------------|-------------|---------------|--------|---------------------|-----------------------|-----------------------|---------------------|-----------------------|---------|-----------------|---------------------|-----------------------|---------------------|--------------------------|-----------------------------|----|
| <b>3200 District Totals:</b> |                  |             |               |        |                     |                       |                       |                     |                       |         |                 |                     |                       |                     |                          |                             |    |
|                              | Susp.            |             | 276           | 977    | 28.2%               | 4                     | 0                     | 17                  | 18                    | 1       | 0               | 6                   | 38                    | 83                  | 5                        | 4                           | 98 |
|                              | Expl.            | 1           | 977           | 0.1%   | 0                   | 0                     | 0                     | 0                   | 0                     | 0       | 0               | 1                   | 0                     | 0                   | 0                        | 0                           | 0  |
|                              | RLE.             | 6           | 977           | 0.6%   | 3                   | 0                     | 0                     | 1                   | 0                     | 0       | 1               | 1                   | 0                     | 0                   | 0                        | 0                           | 0  |
|                              | Oth.             | 0           | 977           | 0.0%   | 0                   | 0                     | 0                     | 0                   | 0                     | 0       | 0               | 0                   | 0                     | 0                   | 0                        | 0                           | 0  |
| <b>3210 WRAY RD-2</b>        |                  |             |               |        |                     |                       |                       |                     |                       |         |                 |                     |                       |                     |                          |                             |    |
| Elementary                   |                  | Susp.       | 8             | 281    | 2.8%                | 0                     | 0                     | 1                   | 1                     | 1       | 0               | 0                   | 0                     | 3                   | 0                        | 0                           | 1  |
|                              | Expl.            | 0           | 281           | 0.0%   | 0                   | 0                     | 0                     | 0                   | 0                     | 0       | 0               | 0                   | 0                     | 0                   | 0                        | 0                           | 0  |
|                              | RLE.             | 1           | 281           | 0.4%   | 0                   | 0                     | 0                     | 0                   | 0                     | 0       | 0               | 0                   | 1                     | 0                   | 0                        | 0                           | 0  |
|                              | Oth.             | 0           | 281           | 0.0%   | 0                   | 0                     | 0                     | 0                   | 0                     | 0       | 0               | 0                   | 0                     | 0                   | 0                        | 0                           | 0  |
| Jr./Middle                   |                  | Susp.       | 64            | 222    | 28.8%               | 0                     | 0                     | 3                   | 1                     | 0       | 0               | 0                   | 28                    | 7                   | 0                        | 1                           | 24 |
|                              | Expl.            | 1           | 222           | 0.5%   | 0                   | 0                     | 0                     | 0                   | 1                     | 0       | 0               | 0                   | 0                     | 0                   | 0                        | 0                           | 0  |
|                              | RLE.             | 2           | 222           | 0.9%   | 0                   | 0                     | 0                     | 1                   | 1                     | 0       | 0               | 0                   | 0                     | 0                   | 0                        | 0                           | 0  |
|                              | Oth.             | 0           | 222           | 0.0%   | 0                   | 0                     | 0                     | 0                   | 0                     | 0       | 0               | 0                   | 0                     | 0                   | 0                        | 0                           | 0  |
| Senior                       |                  | Susp.       | 158           | 250    | 63.2%               | 1                     | 1                     | 13                  | 5                     | 0       | 1               | 0                   | 90                    | 2                   | 0                        | 0                           | 45 |
|                              | Expl.            | 1           | 250           | 0.4%   | 0                   | 0                     | 0                     | 0                   | 0                     | 0       | 0               | 0                   | 0                     | 0                   | 0                        | 0                           | 1  |
|                              | RLE.             | 2           | 250           | 0.8%   | 1                   | 1                     | 0                     | 0                   | 0                     | 0       | 0               | 0                   | 0                     | 0                   | 0                        | 0                           | 0  |
|                              | Oth.             | 21          | 250           | 8.4%   | 0                   | 0                     | 1                     | 0                   | 0                     | 1       | 0               | 8                   | 11                    | 0                   | 0                        | 0                           | 0  |
| <b>3210 District Totals:</b> |                  |             |               |        |                     |                       |                       |                     |                       |         |                 |                     |                       |                     |                          |                             |    |
|                              | Susp.            |             | 230           | 753    | 30.5%               | 1                     | 1                     | 17                  | 7                     | 1       | 1               | 0                   | 118                   | 12                  | 0                        | 1                           | 70 |
|                              | Expl.            | 2           | 753           | 0.3%   | 0                   | 0                     | 0                     | 0                   | 1                     | 0       | 0               | 0                   | 0                     | 0                   | 0                        | 0                           | 1  |
|                              | RLE.             | 5           | 753           | 0.7%   | 1                   | 1                     | 0                     | 1                   | 1                     | 0       | 0               | 0                   | 1                     | 0                   | 0                        | 0                           | 0  |
|                              | Oth.             | 21          | 753           | 2.8%   | 0                   | 0                     | 1                     | 0                   | 0                     | 1       | 0               | 8                   | 11                    | 0                   | 0                        | 0                           | 0  |
| <b>3220 IDALIA RJ-3</b>      |                  |             |               |        |                     |                       |                       |                     |                       |         |                 |                     |                       |                     |                          |                             |    |
| Elementary                   |                  | Susp.       | 0             | 96     | 0.0%                | 0                     | 0                     | 0                   | 0                     | 0       | 0               | 0                   | 0                     | 0                   | 0                        | 0                           | 0  |
|                              | Expl.            | 0           | 96            | 0.0%   | 0                   | 0                     | 0                     | 0                   | 0                     | 0       | 0               | 0                   | 0                     | 0                   | 0                        | 0                           | 0  |
|                              | RLE.             | 0           | 96            | 0.0%   | 0                   | 0                     | 0                     | 0                   | 0                     | 0       | 0               | 0                   | 0                     | 0                   | 0                        | 0                           | 0  |
|                              | Oth.             | 0           | 96            | 0.0%   | 0                   | 0                     | 0                     | 0                   | 0                     | 0       | 0               | 0                   | 0                     | 0                   | 0                        | 0                           | 0  |
| Senior                       |                  | Susp.       | 0             | 61     | 0.0%                | 0                     | 0                     | 0                   | 0                     | 0       | 0               | 0                   | 0                     | 0                   | 0                        | 0                           | 0  |
|                              | Expl.            | 0           | 61            | 0.0%   | 0                   | 0                     | 0                     | 0                   | 0                     | 0       | 0               | 0                   | 0                     | 0                   | 0                        | 0                           | 0  |
|                              | RLE.             | 0           | 61            | 0.0%   | 0                   | 0                     | 0                     | 0                   | 0                     | 0       | 0               | 0                   | 0                     | 0                   | 0                        | 0                           | 0  |
|                              | Oth.             | 0           | 61            | 0.0%   | 0                   | 0                     | 0                     | 0                   | 0                     | 0       | 0               | 0                   | 0                     | 0                   | 0                        | 0                           | 0  |
| <b>3220 District Totals:</b> |                  |             |               |        |                     |                       |                       |                     |                       |         |                 |                     |                       |                     |                          |                             |    |
|                              | Susp.            |             | 0             | 157    | 0.0%                | 0                     | 0                     | 0                   | 0                     | 0       | 0               | 0                   | 0                     | 0                   | 0                        | 0                           | 0  |
|                              | Expl.            | 0           | 157           | 0.0%   | 0                   | 0                     | 0                     | 0                   | 0                     | 0       | 0               | 0                   | 0                     | 0                   | 0                        | 0                           | 0  |
|                              | RLE.             | 0           | 157           | 0.0%   | 0                   | 0                     | 0                     | 0                   | 0                     | 0       | 0               | 0                   | 0                     | 0                   | 0                        | 0                           | 0  |
|                              | Oth.             | 0           | 157           | 0.0%   | 0                   | 0                     | 0                     | 0                   | 0                     | 0       | 0               | 0                   | 0                     | 0                   | 0                        | 0                           | 0  |
| <b>3230 LIBERTY J-4</b>      |                  |             |               |        |                     |                       |                       |                     |                       |         |                 |                     |                       |                     |                          |                             |    |
| Elementary                   |                  | Susp.       | 0             | 45     | 0.0%                | 0                     | 0                     | 0                   | 0                     | 0       | 0               | 0                   | 0                     | 0                   | 0                        | 0                           | 0  |
|                              | Expl.            | 0           | 45            | 0.0%   | 0                   | 0                     | 0                     | 0                   | 0                     | 0       | 0               | 0                   | 0                     | 0                   | 0                        | 0                           | 0  |
|                              | RLE.             | 0           | 45            | 0.0%   | 0                   | 0                     | 0                     | 0                   | 0                     | 0       | 0               | 0                   | 0                     | 0                   | 0                        | 0                           | 0  |
|                              | Oth.             | 0           | 45            | 0.0%   | 0                   | 0                     | 0                     | 0                   | 0                     | 0       | 0               | 0                   | 0                     | 0                   | 0                        | 0                           | 0  |



**COLORADO DEPARTMENT OF EDUCATION**

**SAFETY & DISCIPLINE INDICATORS  
2003-2004 SUSPENSIONS AND EXPULSIONS REPORT  
INCIDENT RATE AND REASONS BY SCHOOL TYPE**

|                          | TYPE  | STUDENTS    | EOY    | % RATE | DRUG        | ALCOHOL     | TOBACCO     | ASSUALTS/ | DANGEROU  | ROBBERY | OTHER  | DISOBEY/ | DETREMENT | DESTROY  | REPEATED     | OTHER           |  |
|--------------------------|-------|-------------|--------|--------|-------------|-------------|-------------|-----------|-----------|---------|--------|----------|-----------|----------|--------------|-----------------|--|
|                          |       | DISCIPLINED | STU CT |        | VIOLACTIONS | VIOLACTIONS | VIOLACTIONS | FIGHTS    | S WEAPONS |         | FELONY | DEFIANT  | BEHAVIOR  | PROPERTY | INTERFERENCE | CODE OF CONDUCT |  |
| Senior                   | Susp. | 0           | 51     | 0.0%   | 0           | 0           | 0           | 0         | 0         | 0       | 0      | 0        | 0         | 0        | 0            | 0               |  |
|                          | Expl. | 0           | 51     | 0.0%   | 0           | 0           | 0           | 0         | 0         | 0       | 0      | 0        | 0         | 0        | 0            | 0               |  |
|                          | RLE.  | 0           | 51     | 0.0%   | 0           | 0           | 0           | 0         | 0         | 0       | 0      | 0        | 0         | 0        | 0            | 0               |  |
|                          | Oth.  | 0           | 51     | 0.0%   | 0           | 0           | 0           | 0         | 0         | 0       | 0      | 0        | 0         | 0        | 0            | 0               |  |
| 3230 District Totals:    |       |             |        |        |             |             |             |           |           |         |        |          |           |          |              |                 |  |
|                          | Susp. | 0           | 96     | 0.0%   | 0           | 0           | 0           | 0         | 0         | 0       | 0      | 0        | 0         | 0        | 0            | 0               |  |
|                          | Expl. | 0           | 96     | 0.0%   | 0           | 0           | 0           | 0         | 0         | 0       | 0      | 0        | 0         | 0        | 0            | 0               |  |
|                          | RLE.  | 0           | 96     | 0.0%   | 0           | 0           | 0           | 0         | 0         | 0       | 0      | 0        | 0         | 0        | 0            | 0               |  |
|                          | Oth.  | 0           | 96     | 0.0%   | 0           | 0           | 0           | 0         | 0         | 0       | 0      | 0        | 0         | 0        | 0            | 0               |  |
| YUMA Totals:             |       |             |        |        |             |             |             |           |           |         |        |          |           |          |              |                 |  |
|                          | Susp. | 506         | 1983   | 25.5%  | 5           | 1           | 34          | 25        | 2         | 1       | 6      | 156      | 95        | 5        | 5            | 168             |  |
|                          | Expl. | 3           | 1983   | 0.2%   | 0           | 0           | 0           | 0         | 1         | 0       | 0      | 1        | 0         | 0        | 0            | 1               |  |
|                          | RLE.  | 11          | 1983   | 0.6%   | 4           | 1           | 0           | 2         | 1         | 0       | 1      | 1        | 1         | 0        | 0            | 0               |  |
|                          | Oth.  | 21          | 1983   | 1.1%   | 0           | 0           | 1           | 0         | 0         | 1       | 0      | 8        | 11        | 0        | 0            | 0               |  |
| COLORADO BOCES           |       |             |        |        |             |             |             |           |           |         |        |          |           |          |              |                 |  |
| 9030 MOUNTAIN BOCES      |       |             |        |        |             |             |             |           |           |         |        |          |           |          |              |                 |  |
| Jr./Middle               | Susp. | 16          | 13     | 123.1% | 1           | 0           | 0           | 2         | 0         | 0       | 0      | 5        | 5         | 0        | 0            | 3               |  |
|                          | Expl. | 0           | 13     | 0.0%   | 0           | 0           | 0           | 0         | 0         | 0       | 0      | 0        | 0         | 0        | 0            | 0               |  |
|                          | RLE.  | 4           | 13     | 30.8%  | 0           | 0           | 0           | 3         | 0         | 0       | 0      | 0        | 0         | 0        | 0            | 1               |  |
|                          | Oth.  | 0           | 13     | 0.0%   | 0           | 0           | 0           | 0         | 0         | 0       | 0      | 0        | 0         | 0        | 0            | 0               |  |
| Senior                   | Susp. | 21          | 171    | 12.3%  | 0           | 0           | 0           | 0         | 0         | 1       | 0      | 14       | 2         | 0        | 4            | 0               |  |
|                          | Expl. | 0           | 171    | 0.0%   | 0           | 0           | 0           | 0         | 0         | 0       | 0      | 0        | 0         | 0        | 0            | 0               |  |
|                          | RLE.  | 1           | 171    | 0.6%   | 0           | 0           | 0           | 0         | 0         | 0       | 0      | 0        | 0         | 0        | 1            | 0               |  |
|                          | Oth.  | 0           | 171    | 0.0%   | 0           | 0           | 0           | 0         | 0         | 0       | 0      | 0        | 0         | 0        | 0            | 0               |  |
| 9030 District Totals:    |       |             |        |        |             |             |             |           |           |         |        |          |           |          |              |                 |  |
|                          | Susp. | 37          | 184    | 20.1%  | 1           | 0           | 0           | 2         | 0         | 1       | 0      | 19       | 7         | 0        | 4            | 3               |  |
|                          | Expl. | 0           | 184    | 0.0%   | 0           | 0           | 0           | 0         | 0         | 0       | 0      | 0        | 0         | 0        | 0            | 0               |  |
|                          | RLE.  | 5           | 184    | 2.7%   | 0           | 0           | 0           | 3         | 0         | 0       | 0      | 0        | 0         | 0        | 1            | 1               |  |
|                          | Oth.  | 0           | 184    | 0.0%   | 0           | 0           | 0           | 0         | 0         | 0       | 0      | 0        | 0         | 0        | 0            | 0               |  |
| 9035 CENTENNIAL BOCES    |       |             |        |        |             |             |             |           |           |         |        |          |           |          |              |                 |  |
| Senior                   | Susp. | 61          | 182    | 33.5%  | 0           | 0           | 8           | 0         | 0         | 0       | 0      | 24       | 0         | 4        | 0            | 25              |  |
|                          | Expl. | 0           | 182    | 0.0%   | 0           | 0           | 0           | 0         | 0         | 0       | 0      | 0        | 0         | 0        | 0            | 0               |  |
|                          | RLE.  | 0           | 182    | 0.0%   | 0           | 0           | 0           | 0         | 0         | 0       | 0      | 0        | 0         | 0        | 0            | 0               |  |
|                          | Oth.  | 0           | 182    | 0.0%   | 0           | 0           | 0           | 0         | 0         | 0       | 0      | 0        | 0         | 0        | 0            | 0               |  |
| 9035 District Totals:    |       |             |        |        |             |             |             |           |           |         |        |          |           |          |              |                 |  |
|                          | Susp. | 61          | 182    | 33.5%  | 0           | 0           | 8           | 0         | 0         | 0       | 0      | 24       | 0         | 4        | 0            | 25              |  |
|                          | Expl. | 0           | 182    | 0.0%   | 0           | 0           | 0           | 0         | 0         | 0       | 0      | 0        | 0         | 0        | 0            | 0               |  |
|                          | RLE.  | 0           | 182    | 0.0%   | 0           | 0           | 0           | 0         | 0         | 0       | 0      | 0        | 0         | 0        | 0            | 0               |  |
|                          | Oth.  | 0           | 182    | 0.0%   | 0           | 0           | 0           | 0         | 0         | 0       | 0      | 0        | 0         | 0        | 0            | 0               |  |
| 9130 EXPEDITIONARY BOCES |       |             |        |        |             |             |             |           |           |         |        |          |           |          |              |                 |  |
| Senior                   | Susp. | 24          | 357    | 6.7%   | 0           | 3           | 0           | 10        | 1         | 0       | 0      | 5        | 0         | 0        | 0            | 5               |  |
|                          | Expl. | 0           | 357    | 0.0%   | 0           | 0           | 0           | 0         | 0         | 0       | 0      | 0        | 0         | 0        | 0            | 0               |  |
|                          | RLE.  | 2           | 357    | 0.6%   | 0           | 0           | 0           | 0         | 1         | 0       | 0      | 0        | 1         | 0        | 0            | 0               |  |
|                          | Oth.  | 8           | 357    | 2.2%   | 1           | 0           | 5           | 0         | 0         | 0       | 0      | 1        | 1         | 0        | 0            | 0               |  |



**COLORADO DEPARTMENT OF EDUCATION**

**SAFETY & DISCIPLINE INDICATORS  
2003-2004 SUSPENSIONS AND EXPULSIONS REPORT  
INCIDENT RATE AND REASONS BY SCHOOL TYPE**

| TYPE                  | STUDENTS    |               | % RATE | DRUG<br>VIAOLATIONS | ALCOHOL<br>VIOLATIONS | TOBACCO<br>VIOLATIONS | ASSUALTS/<br>FIGHTS | DANGEROU<br>S WEAPONS | ROBBERY | OTHER<br>FELONY | DISOBEY/<br>DEFIANT | DETREMENT<br>BEHAVIOR | DESTROY<br>PROPERTY | REPEATED<br>INTERFERENCE | OTHER<br>CODE OF<br>CONDUCT |
|-----------------------|-------------|---------------|--------|---------------------|-----------------------|-----------------------|---------------------|-----------------------|---------|-----------------|---------------------|-----------------------|---------------------|--------------------------|-----------------------------|
|                       | DISCIPLINED | EOY<br>STU CT |        |                     |                       |                       |                     |                       |         |                 |                     |                       |                     |                          |                             |
| 9130 District Totals: |             |               |        |                     |                       |                       |                     |                       |         |                 |                     |                       |                     |                          |                             |
| Susp.                 | 24          | 357           | 6.7%   | 0                   | 3                     | 0                     | 10                  | 1                     | 0       | 0               | 5                   | 0                     | 0                   | 0                        | 5                           |
| Expl.                 | 0           | 357           | 0.0%   | 0                   | 0                     | 0                     | 0                   | 0                     | 0       | 0               | 0                   | 0                     | 0                   | 0                        | 0                           |
| RLE.                  | 2           | 357           | 0.6%   | 0                   | 0                     | 0                     | 0                   | 1                     | 0       | 0               | 0                   | 1                     | 0                   | 0                        | 0                           |
| Oth.                  | 8           | 357           | 2.2%   | 1                   | 0                     | 5                     | 0                   | 0                     | 0       | 0               | 1                   | 1                     | 0                   | 0                        | 0                           |
| COLORADO BOCS Totals: |             |               |        |                     |                       |                       |                     |                       |         |                 |                     |                       |                     |                          |                             |
| Susp.                 | 122         | 723           | 16.9%  | 1                   | 3                     | 8                     | 12                  | 1                     | 1       | 0               | 48                  | 7                     | 4                   | 4                        | 33                          |
| Expl.                 | 0           | 723           | 0.0%   | 0                   | 0                     | 0                     | 0                   | 0                     | 0       | 0               | 0                   | 0                     | 0                   | 0                        | 0                           |
| RLE.                  | 7           | 723           | 1.0%   | 0                   | 0                     | 0                     | 3                   | 1                     | 0       | 0               | 0                   | 1                     | 0                   | 1                        | 1                           |
| Oth.                  | 8           | 723           | 1.1%   | 1                   | 0                     | 5                     | 0                   | 0                     | 0       | 0               | 1                   | 1                     | 0                   | 0                        | 0                           |
| REPORT TOTALS         |             |               |        |                     |                       |                       |                     |                       |         |                 |                     |                       |                     |                          |                             |
| Susp.                 | 119645      | 794283        | 15.1%  | 3509                | 1252                  | 1740                  | 3303                | 812                   | 849     | 133             | 26485               | 22121                 | 1007                | 1548                     | 47018                       |
| Expl.                 | 2456        | 794283        | 0.3%   | 663                 | 65                    | 1                     | 62                  | 432                   | 26      | 31              | 178                 | 410                   | 42                  | 66                       | 341                         |
| RLE.                  | 10614       | 794283        | 1.3%   | 2004                | 550                   | 212                   | 521                 | 402                   | 192     | 56              | 289                 | 1602                  | 173                 | 69                       | 2750                        |
| Oth.                  | 5982        | 794283        | 0.8%   | 89                  | 25                    | 356                   | 62                  | 11                    | 11      | 9               | 1337                | 834                   | 176                 | 73                       | 2443                        |

