



COLORADO DEPARTMENT OF EDUCATION  
 FULL-TIME EQUIVALENCE (F.T.E.), AVERAGE SALARY, AND AVERAGE EXPERIENCE  
 OF PRINCIPALS/ASST./ASSOC. (105,106)  
 LEVEL OF EDUCATION

DISTRICT NAME	AVERAGE DAILY RATE	AVERAGE SALARY	FTE	AVERAGE AGE	LEVEL OF EDUCATION			TEACHING EXPERIENCE		EDUCATION EXPERIENCE	
					% LESS THAN BA	% BA	% MA OR HIGHER	INSTATE	OUT-OF-STATE	INSTATE	OUT-OF-STATE
<b>SETTING: Denver Metro</b>											
<b>ADAMS</b>											
MAPLETON 1	362.66	76,159	18.8	40	0.0	9.5	90.5	8.19	1.48	11.52	1.48
ADAMS 12 FIVE STAR SCHOOLS	371.19	77,579	103.9	44	0.0	9.1	90.9	8.84	1.46	13.75	1.75
ADAMS COUNTY 14	364.00	75,711	19.7	46	0.0	10.0	90.0	5.80	0.20	7.75	0.20
BRIGHTON 27J	325.01	69,877	31.3	43	0.0	29.0	71.0	7.68	2.35	12.58	2.61
WESTMINSTER 50	398.09	80,414	37.2	47	0.0	30.6	69.4	0.17	0.11	0.22	0.11
<b>ARAPAHOE</b>											
ENGLEWOOD 1	298.31	77,560	11.7	44	0.0	7.7	92.3	9.15	1.85	14.31	2.23
SHERIDAN 2	326.62	71,856	7.0	44	0.0	11.1	88.9	3.67	3.56	5.00	3.56
CHERRY CREEK 5	345.04	79,358	104.9	44	0.0	1.9	98.1	9.41	2.19	12.18	2.26
LITTLETON 6	383.59	82,472	46.7	47	2.2	13.0	84.8	9.35	2.74	12.09	3.59
ADAMS-ARAPAHOE 28J	371.07	77,925	96.6	47	0.0	8.5	91.5	9.26	1.38	12.97	1.78
<b>BOULDER</b>											
ST VRAIN VALLEY RE 1J	360.68	77,547	74.4	44	0.0	16.0	84.0	6.81	0.08	9.29	0.08
BOULDER VALLEY RE 2	393.84	82,707	89.2	47	2.2	7.6	90.2	10.24	1.60	13.85	1.64
<b>DENVER</b>											
DENVER COUNTY 1	408.10	77,539	244.8	48	5.0	10.3	84.7	10.06	1.00	13.50	1.06
<b>DOUGLAS</b>											
DOUGLAS COUNTY RE 1	373.44	78,423	141.8	46	1.4	38.8	59.7	12.83	4.45	12.85	4.45
<b>JEFFERSON</b>											
JEFFERSON COUNTY R-1	368.42	79,210	270.4	47	1.1	7.2	91.8	10.16	1.97	14.99	2.81
<b>SETTING: Urban-Suburban</b>											
<b>EL PASO</b>											
HARRISON 2	332.88	68,239	37.6	47	2.7	27.0	70.3	6.54	2.24	8.14	2.54
WIDEFIELD 3	347.84	70,611	28.3	41	0.0	0.0	100.0	9.07	1.13	12.77	1.63
FOUNTAIN 8	356.24	74,455	22.1	44	0.0	4.5	95.5	10.00	1.64	11.50	2.86
COLORADO SPRINGS 11	349.34	72,313	112.9	48	1.7	7.4	90.9	5.80	0.67	11.65	1.18
CHEYENNE MOUNTAIN 12	426.73	86,199	13.2	44	23.1	0.0	76.9	7.31	1.69	13.62	4.46
MANITOU SPRINGS 14	322.49	66,755	5.0	53	0.0	0.0	100.0	5.40	3.40	11.60	3.60
ACADEMY 20	350.67	77,147	69.7	45	0.0	8.5	91.5	9.93	2.04	14.32	2.97
LEWIS-PALMER 38	366.11	76,882	15.9	47	0.0	6.3	93.8	9.13	1.13	14.38	1.44
FALCON 49	350.38	73,581	29.8	45	0.0	16.7	83.3	8.50	1.77	12.60	2.60
<b>LARIMER</b>											
POUDRE R-1	379.03	82,630	65.9	47	0.0	12.5	87.5	11.15	2.22	16.40	2.83
THOMPSON R-2J	339.46	71,286	42.6	47	0.0	7.3	92.7	6.12	2.51	10.59	3.61
<b>MESA</b>											
MESA COUNTY VALLEY 51	329.34	69,162	62.8	46	0.0	10.8	89.2	9.68	2.83	15.08	4.02
<b>PUEBLO</b>											
PUEBLO CITY 60	349.26	74,392	61.5	47	0.0	8.1	91.9	12.26	0.82	16.84	1.08
PUEBLO COUNTY RURAL 70	321.71	69,169	32.6	46	0.0	8.8	91.2	11.38	1.47	14.85	1.79
<b>WELD</b>											
GREELEY 6	343.18	75,499	50.8	47	0.0	0.0	100.0	6.74	3.04	13.87	4.68




COLORADO DEPARTMENT OF EDUCATION  
 FULL-TIME EQUIVALENCE (F.T.E.), AVERAGE SALARY, AND AVERAGE EXPERIENCE  
 OF PRINCIPALS/ASST./ASSOC. (105,106)  
 LEVEL OF EDUCATION

DISTRICT NAME	AVERAGE DAILY RATE	AVERAGE SALARY	FTE	AVERAGE AGE	LEVEL OF EDUCATION			TEACHING EXPERIENCE		EDUCATION EXPERIENCE	
					% LESS THAN BA	% BA	% MA OR HIGHER	INSTATE	OUT-OF-STATE	INSTATE	OUT-OF-STATE
<b>SETTING: Outlying City</b>											
<b>ALAMOSA</b>											
ALAMOSA RE-11J	341.95	68,389	9.1	47	0.0	0.0	100.0	9.89	3.44	11.78	6.44
<b>FREMONT</b>											
CANON CITY RE-1	318.79	66,946	12.9	46	0.0	0.0	100.0	13.07	2.29	18.93	2.57
<b>GARFIELD</b>											
ROARING FORK RE-1	349.15	71,227	21.1	46	0.0	14.3	85.7	5.24	4.24	9.14	4.76
<b>LA PLATA</b>											
DURANGO 9-R	328.03	67,246	18.5	49	0.0	0.0	100.0	6.58	5.37	13.68	7.32
<b>LAS ANIMAS</b>											
TRINIDAD 1	336.97	60,655	6.1	41	0.0	0.0	100.0	7.83	1.50	13.83	1.50
<b>LOGAN</b>											
VALLEY RE-1	290.08	58,886	8.2	48	0.0	0.0	100.0	8.90	4.80	13.30	5.90
<b>MOFFAT</b>											
MOFFAT COUNTY RE:NO 1	320.16	67,235	7.4	43	0.0	11.1	88.9	8.78	4.56	10.11	4.89
<b>MONTEZUMA</b>											
MONTEZUMA-CORTEZ RE-1	277.04	54,854	10.2	45	0.0	20.0	80.0	11.73	0.87	16.40	0.87
<b>MONTROSE</b>											
MONTROSE COUNTY RE-1J	325.28	64,406	17.5	46	0.0	10.5	89.5	7.89	1.32	14.68	1.74
<b>MORGAN</b>											
FORT MORGAN RE-3	298.22	62,627	11.3	50	0.0	9.1	90.9	7.45	5.45	14.00	7.00
<b>OTERO</b>											
EAST OTERO R-1	289.96	64,082	6.4	47	0.0	0.0	100.0	16.14	1.00	18.29	1.00
<b>PROWERS</b>											
LAMAR RE-2	264.23	54,166	8.4	45	0.0	0.0	100.0	13.75	1.13	18.63	1.13
<b>ROUTT</b>											
STEAMBOAT SPRINGS RE-2	367.03	77,075	6.9	46	0.0	0.0	100.0	7.71	0.86	15.57	1.29
<b>SETTING: Outlying Town</b>											
<b>ADAMS</b>											
BENNETT 29J	293.06	64,473	4.0	48	0.0	0.0	100.0	6.80	3.00	14.80	3.00
<b>ARCHULETA</b>											
ARCHULETA COUNTY 50 JT	313.33	61,100	5.0	43	0.0	20.0	80.0	7.80	2.00	15.00	2.00
<b>BACA</b>											
SPRINGFIELD RE-4	232.18	46,900	2.0	51	0.0	0.0	100.0	15.33	7.33	15.33	9.67
<b>BENT</b>											
LAS ANIMAS RE-1	356.67	72,405	2.0	43	0.0	0.0	100.0	3.00	3.00	6.50	12.00
<b>CHAFFEE</b>											
BUENA VISTA R-31	254.34	61,042	4.8	44	0.0	0.0	100.0	10.60	4.40	10.60	4.40
SALIDA R-32	290.13	56,286	3.0	55	0.0	0.0	100.0	4.00	5.33	6.33	5.33
<b>CHEYENNE</b>											
CHEYENNE COUNTY RE-5	256.82	56,500	2.0	39	0.0	0.0	100.0	0.00	0.00	0.00	0.00
<b>CLEAR CREEK</b>											
CLEAR CREEK RE-1	314.16	65,975	4.5	45	0.0	20.0	80.0	9.40	4.40	11.60	6.00
<b>CROWLEY</b>											
CROWLEY COUNTY RE-1-J	326.60	55,522	2.0	48	0.0	0.0	100.0	19.00	1.67	21.33	1.67




COLORADO DEPARTMENT OF EDUCATION  
 FULL-TIME EQUIVALENCE (F.T.E.), AVERAGE SALARY, AND AVERAGE EXPERIENCE  
 OF PRINCIPALS/ASST./ASSOC. (105,106)  
 LEVEL OF EDUCATION

DISTRICT NAME	AVERAGE DAILY RATE	AVERAGE SALARY	FTE	AVERAGE AGE	LEVEL OF EDUCATION			TEACHING EXPERIENCE		EDUCATION EXPERIENCE	
					% LESS THAN BA	% BA	% MA OR HIGHER	INSTATE	OUT-OF-STATE	INSTATE	OUT-OF-STATE
<b>SETTING: Outlying Town (CONT.)</b>											
<b>DELTA</b>											
DELTA COUNTY 50(J)	322.19	64,437	22.5	44	0.0	21.7	78.3	9.09	1.61	12.96	1.61
<b>EAGLE</b>											
EAGLE COUNTY RE 50	389.67	79,883	20.3	46	0.0	4.8	95.2	9.43	2.90	14.67	3.48
<b>FREMONT</b>											
FLORENCE RE-2	265.89	53,179	7.0	49	0.0	0.0	100.0	8.50	0.00	12.25	0.00
<b>GARFIELD</b>											
GARFIELD RE-2	328.66	69,019	10.1	45	0.0	0.0	100.0	6.70	3.40	8.90	4.10
<b>GRAND</b>											
WEST GRAND 1-JT.	275.52	57,860	3.0	47	0.0	0.0	100.0	10.67	6.67	11.33	6.67
EAST GRAND 2	369.01	66,422	5.5	47	0.0	0.0	100.0	8.67	6.83	13.67	7.00
<b>GUNNISON</b>											
GUNNISON WATERSHED RE1J	323.45	69,542	4.0	46	0.0	25.0	75.0	10.00	5.00	12.50	5.00
<b>HUERFANO</b>											
HUERFANO RE-1	379.34	69,799	3.5	51	0.0	25.0	75.0	15.75	3.75	15.75	3.75
<b>KIT CARSON</b>											
BURLINGTON RE-6J	290.84	61,076	3.0	45	0.0	0.0	100.0	9.67	3.33	15.67	6.00
<b>LAKE</b>											
LAKE COUNTY R-1	280.30	61,667	3.0	41	0.0	0.0	100.0	2.33	9.33	7.33	11.00
<b>LA PLATA</b>											
BAYFIELD 10 JT-R	322.02	62,472	3.0	50	0.0	0.0	100.0	8.33	4.00	13.00	14.00
<b>LARIMER</b>											
PARK (ESTES PARK) R-3	328.13	70,548	4.0	46	0.0	0.0	100.0	8.00	3.80	10.40	5.40
<b>LINCOLN</b>											
LIMON RE-4J	229.23	48,136	2.0	48	0.0	50.0	50.0	22.50	0.00	22.50	0.00
<b>MORGAN</b>											
BRUSH RE-2(J)	302.06	63,432	6.0	49	0.0	0.0	100.0	7.83	6.17	13.00	7.67
<b>OTERO</b>											
ROCKY FORD R-2	289.64	57,348	4.7	44	0.0	0.0	100.0	10.20	0.20	12.00	0.20
FOWLER R-4J	270.23	59,450	2.0	55	0.0	0.0	100.0	26.00	0.00	29.00	0.00
<b>PHILLIPS</b>											
HOLYOKE RE-1J	203.50	52,910	3.0	36	0.0	33.3	66.7	12.67	0.00	12.67	0.00
<b>PITKIN</b>											
ASPEN 1	350.56	80,630	6.4	48	0.0	14.3	85.7	11.57	6.29	16.57	6.57
<b>RIO BLANCO</b>											
MEEKER RE1	337.75	67,550	3.0	47	0.0	33.3	66.7	3.67	8.67	6.00	8.67
RANGELY RE-4	317.16	63,431	2.0	54	0.0	0.0	100.0	8.00	15.50	12.00	15.50
<b>RIO GRANDE</b>											
DEL NORTE C-7	401.20	66,600	3.0	50	0.0	0.0	100.0	17.75	0.00	21.75	0.00
MONTE VISTA C-8	330.75	64,497	4.0	54	0.0	0.0	100.0	5.00	9.33	13.25	14.00
<b>ROUTT</b>											
HAYDEN RE-1	208.19	37,057	2.1	39	0.0	0.0	100.0	13.00	0.00	14.00	0.00
<b>SAGUACHE</b>											
CENTER 26 JT	311.88	60,506	2.0	55	0.0	0.0	100.0	19.00	0.67	25.33	0.67
<b>SAN MIGUEL</b>											
TELLURIDE R-1	366.41	80,611	2.7	43	0.0	0.0	100.0	9.00	2.75	11.75	2.75




COLORADO DEPARTMENT OF EDUCATION  
 FULL-TIME EQUIVALENCE (F.T.E.), AVERAGE SALARY, AND AVERAGE EXPERIENCE  
 OF PRINCIPALS/ASST./ASSOC. (105,106)  
 LEVEL OF EDUCATION

DISTRICT NAME	AVERAGE DAILY RATE	AVERAGE SALARY	FTE	AVERAGE AGE	LEVEL OF EDUCATION			TEACHING EXPERIENCE		EDUCATION EXPERIENCE	
					% LESS THAN BA	% BA	% MA OR HIGHER	INSTATE	OUT-OF-STATE	INSTATE	OUT-OF-STATE
<b>SETTING: Outlying Town (CONT.)</b>											
<b>SEDGWICK</b>											
JULESBURG RE-1	245.83	59,000	2.0	46	0.0	0.0	100.0	11.00	2.00	12.50	2.00
<b>SUMMIT</b>											
SUMMIT RE-1	376.60	77,204	9.9	46	0.0	20.0	80.0	6.90	8.10	9.50	11.60
<b>TELLER</b>											
WOODLAND PARK RE-2	332.86	69,899	8.4	44	0.0	11.1	88.9	4.00	3.89	4.11	3.89
<b>WASHINGTON</b>											
AKRON R-1	235.06	56,649	2.0	53	0.0	0.0	100.0	17.50	0.00	27.00	0.00
<b>WELD</b>											
WELD COUNTY RE-1	338.43	71,071	7.0	46	0.0	0.0	100.0	13.14	5.86	15.29	5.86
EATON RE-2	291.05	64,032	5.9	49	0.0	0.0	100.0	10.83	5.83	18.50	5.83
WINDSOR RE-4	341.67	70,043	10.1	47	0.0	0.0	100.0	10.40	2.50	13.80	2.50
JOHNSTOWN-MILLIKEN RE-5J	318.80	65,353	8.1	45	0.0	0.0	100.0	9.88	3.88	14.25	3.88
PLATTE VALLEY RE-7	350.67	70,134	3.1	49	0.0	0.0	100.0	15.67	5.00	20.33	5.00
WELD COUNTY S/D RE-8	331.85	69,689	10.3	48	0.0	18.2	81.8	12.45	3.82	14.18	5.27
AULT-HIGHLAND RE-9	331.29	69,571	3.5	46	0.0	25.0	75.0	8.25	6.75	11.00	6.75
<b>YUMA</b>											
YUMA 1	287.26	60,037	4.8	45	0.0	20.0	80.0	14.40	4.40	14.40	4.40
WRAY RD-2	239.42	62,488	3.0	49	0.0	0.0	100.0	12.67	0.33	17.00	7.67
IDALIA RJ-3	0.00	0	0.0	0	0.0	0.0	0.0	0.00	0.00	0.00	0.00
LIBERTY J-4	0.00	0	0.0	0	0.0	0.0	0.0	0.00	0.00	0.00	0.00
<b>COLORADO BOCES</b>											
UTE PASS BOCES	0.00	0	0.0	0	0.0	0.0	0.0	0.00	0.00	0.00	0.00
<b>SETTING: Rural</b>											
<b>ADAMS</b>											
STRASBURG 31J	278.63	61,299	3.9	48	0.0	0.0	100.0	13.50	5.50	13.50	5.50
<b>ALAMOSA</b>											
SANGRE DE CRISTO RE-22J	301.10	54,500	2.0	51	0.0	0.0	100.0	10.50	11.50	10.50	11.50
<b>ARAPAHOE</b>											
DEER TRAIL 26J	282.60	62,173	1.0	52	0.0	0.0	100.0	15.00	9.00	18.00	9.00
BYERS 32J	295.66	59,428	2.0	38	0.0	0.0	100.0	8.50	0.00	13.50	0.00
<b>BACA</b>											
WALSH RE-1	262.56	53,300	1.0	44	0.0	0.0	100.0	13.00	0.00	13.00	0.00
PRITCHETT RE-3	0.00	0	0.0	0	0.0	0.0	0.0	0.00	0.00	0.00	0.00
VILAS RE-5	200.00	50,000	1.0	0	0.0	0.0	0.0	0.00	0.00	0.00	0.00
CAMPO RE-6	173.60	31,248	0.6	50	0.0	0.0	100.0	20.00	0.00	20.00	0.00
<b>BENT</b>											
MC CLAVE RE-2	289.34	63,654	1.0	51	0.0	0.0	100.0	25.00	0.00	27.00	0.00
<b>CHEYENNE</b>											
KIT CARSON R-1	218.18	48,000	0.3	53	0.0	100.0	0.0	31.00	0.00	31.00	0.00
<b>CONEJOS</b>											
NORTH CONEJOS RE-1J	290.03	58,006	5.1	45	0.0	20.0	80.0	11.60	0.00	15.20	0.00
SANFORD 6J	311.93	56,459	2.0	47	0.0	0.0	100.0	18.00	0.00	18.00	0.00
SOUTH CONEJOS RE-10	366.22	59,693	2.0	57	0.0	0.0	100.0	8.33	4.00	11.00	11.33




COLORADO DEPARTMENT OF EDUCATION  
 FULL-TIME EQUIVALENCE (F.T.E.), AVERAGE SALARY, AND AVERAGE EXPERIENCE  
 OF PRINCIPALS/ASST./ASSOC. (105,106)  
 LEVEL OF EDUCATION

DISTRICT NAME	AVERAGE DAILY RATE	AVERAGE SALARY	FTE	AVERAGE AGE	LEVEL OF EDUCATION			TEACHING EXPERIENCE		EDUCATION EXPERIENCE	
					% LESS THAN BA	% BA	% MA OR HIGHER	INSTATE	OUT-OF-STATE	INSTATE	OUT-OF-STATE
<b>SETTING: Rural (CONT.)</b>											
<b>COSTILLA</b>											
CENTENNIAL R-1	333.33	56,000	2.0	56	0.0	0.0	100.0	13.00	19.00	13.00	19.00
SIERRA GRANDE R-30	381.17	61,750	2.0	54	0.0	0.0	100.0	17.67	0.00	25.33	0.00
<b>CUSTER</b>											
CUSTER COUNTY SCHOOL DISTRICT	322.51	54,828	2.1	49	0.0	33.3	66.7	13.33	2.33	16.33	3.00
<b>DOLORES</b>											
DOLORES COUNTY RE NO.2	345.12	55,565	2.0	52	0.0	0.0	100.0	11.00	8.50	18.50	8.50
<b>ELBERT</b>											
ELIZABETH C-1	332.97	73,253	7.6	47	0.0	0.0	100.0	8.63	2.00	13.88	2.25
KIOWA C-2	299.40	50,000	2.0	42	0.0	0.0	100.0	4.40	6.40	5.00	6.40
BIG SANDY 100J	246.22	51,707	2.0	36	0.0	0.0	100.0	7.33	0.00	7.33	0.00
ELBERT 200	263.27	51,600	1.0	35	0.0	0.0	100.0	11.00	0.00	11.00	0.00
AGATE 300	328.36	66,000	1.0	37	0.0	0.0	100.0	8.00	0.00	8.00	0.00
<b>EL PASO</b>											
CALHAN RJ-1	328.04	62,328	2.9	44	0.0	0.0	100.0	4.67	3.67	12.00	4.33
ELLCOTT 22	329.95	65,991	3.5	43	0.0	0.0	100.0	4.50	7.00	7.50	10.00
PEYTON 23 JT	302.71	57,515	2.9	44	0.0	0.0	100.0	11.67	1.67	14.67	1.67
HANOVER 28	255.00	51,000	2.0	49	0.0	0.0	100.0	8.50	6.50	12.50	11.50
EDISON 54 JT	300.70	52,020	1.0	43	0.0	0.0	100.0	12.00	0.00	17.00	0.00
MIAMI/YODER 60 JT	261.91	45,835	1.0	47	0.0	0.0	100.0	9.00	0.00	15.00	0.00
<b>FREMONT</b>											
COTOPAXI RE-3	309.84	57,629	1.5	49	0.0	0.0	100.0	16.50	7.50	17.50	7.50
<b>GARFIELD</b>											
GARFIELD 16	328.98	65,797	4.5	37	0.0	83.3	16.7	3.83	2.83	9.00	3.83
<b>GILPIN</b>											
GILPIN COUNTY RE-1	370.57	68,555	2.0	39	0.0	0.0	100.0	12.50	1.00	0.00	0.00
<b>HINSDALE</b>											
HINSDALE COUNTY RE 1	0.00	0	0.0	0	0.0	0.0	0.0	0.00	0.00	0.00	0.00
<b>HUERFANO</b>											
LA VETA RE-2	308.60	61,720	2.0	59	0.0	0.0	100.0	12.50	2.50	17.00	2.50
<b>JACKSON</b>											
NORTH PARK R-1	270.83	65,000	1.0	53	0.0	0.0	100.0	3.00	7.00	4.00	7.00
<b>KIOWA</b>											
EADS RE-1	220.28	36,567	1.0	44	0.0	0.0	100.0	14.00	0.00	14.00	0.00
PLAINVIEW RE-2	0.00	0	0.0	0	0.0	0.0	0.0	0.00	0.00	0.00	0.00
<b>KIT CARSON</b>											
ARRIBA-FLAGLER C-20	228.29	57,300	1.0	49	0.0	0.0	100.0	22.00	0.00	26.00	0.00
HI-PLAINS R-23	252.92	46,031	1.2	45	0.0	33.3	66.7	22.00	0.00	22.00	0.00
STRATTON R-4	220.82	43,501	2.0	46	0.0	33.3	66.7	3.33	12.00	3.33	12.00
BETHUNE R-5	0.00	0	0.0	0	0.0	0.0	0.0	0.00	0.00	0.00	0.00
<b>LA PLATA</b>											
IGNACIO 11 JT	306.30	59,116	3.1	49	0.0	0.0	100.0	16.25	6.00	18.25	6.25
<b>LAS ANIMAS</b>											
PRIMERO REORGANIZED 2	331.03	53,296	1.0	54	0.0	0.0	100.0	4.00	7.00	4.00	26.00
HOEHNE REORGANIZED 3	368.94	59,400	1.0	52	0.0	0.0	100.0	0.00	8.00	3.00	25.00



COLORADO DEPARTMENT OF EDUCATION  
 FULL-TIME EQUIVALENCE (F.T.E.), AVERAGE SALARY, AND AVERAGE EXPERIENCE  
 OF PRINCIPALS/ASST./ASSOC. (105,106)  
 LEVEL OF EDUCATION

DISTRICT NAME	AVERAGE DAILY RATE	AVERAGE SALARY	FTE	AVERAGE AGE	LEVEL OF EDUCATION			TEACHING EXPERIENCE		EDUCATION EXPERIENCE	
					% LESS THAN BA	% BA	% MA OR HIGHER	INSTATE	OUT-OF-STATE	INSTATE	OUT-OF-STATE
<b>SETTING: Rural</b> (CONT.)											
<b>LAS ANIMAS</b> (CONT.)											
AGUILAR REORGANIZED 6	208.33	50,000	1.0	56	0.0	100.0	0.0	1.00	31.00	1.00	31.00
BRANSON REORGANIZED 82	356.52	65,244	2.0	37	0.0	66.7	33.3	9.33	0.00	10.00	0.00
KIM REORGANIZED 88	0.00	0	0.0	0	0.0	0.0	0.0	0.00	0.00	0.00	0.00
<b>LINCOLN</b>											
GENOA-HUGO C113	288.35	68,628	1.0	56	0.0	0.0	100.0	9.00	0.00	24.00	0.00
KARVAL RE-23	0.00	0	0.0	0	0.0	0.0	0.0	0.00	0.00	0.00	0.00
<b>LOGAN</b>											
FRENCHMAN RE-3	227.48	50,500	1.0	39	0.0	0.0	100.0	16.00	0.00	17.00	0.00
BUFFALO RE-4	234.35	45,698	1.0	30	0.0	0.0	100.0	5.00	0.00	5.00	0.00
PLATEAU RE-5	266.14	53,227	1.0	51	0.0	0.0	100.0	21.00	0.00	28.00	0.00
<b>MESA</b>											
DE BEQUE 49JT	250.00	50,000	1.0	56	0.0	0.0	100.0	0.00	9.00	2.00	14.00
PLATEAU VALLEY 50	263.82	58,041	2.0	59	0.0	0.0	100.0	14.00	3.50	25.50	5.00
<b>MINERAL</b>											
CREEDE CONSOLIDATED 1	493.33	74,000	0.3	50	0.0	50.0	50.0	18.00	0.00	18.00	0.00
<b>MONTEZUMA</b>											
DOLORES RE-4A	318.73	62,153	2.0	44	0.0	0.0	100.0	1.67	4.67	3.00	10.67
MANCOS RE-6	264.76	52,422	2.0	50	0.0	0.0	100.0	11.67	7.33	17.67	7.33
<b>MONTROSE</b>											
WEST END RE-2	296.46	51,286	2.5	45	0.0	33.3	66.7	11.00	4.33	11.00	4.33
<b>MORGAN</b>											
WELDON VALLEY RE-20(J)	299.42	52,998	1.0	50	0.0	0.0	100.0	0.00	0.00	25.00	0.00
WIGGINS RE-50(J)	250.43	54,343	2.0	54	0.0	0.0	100.0	22.00	4.50	23.00	4.50
<b>OTERO</b>											
MANZANOLA 3J	234.24	47,081	1.2	44	0.0	50.0	50.0	16.50	1.00	17.00	1.00
CHERAW 31	306.45	57,000	1.0	47	0.0	0.0	100.0	2.00	2.00	3.00	7.00
SWINK 33	268.52	58,000	1.0	53	0.0	0.0	100.0	27.00	0.00	32.00	0.00
<b>OURAY</b>											
OURAY R-1	290.48	61,000	1.0	50	0.0	0.0	100.0	27.00	0.00	28.00	0.00
RIDGWAY R-2	313.05	62,609	2.0	45	0.0	0.0	100.0	13.33	6.00	15.00	6.00
<b>PARK</b>											
PLATTE CANYON 1	336.73	74,080	4.4	46	0.0	20.0	80.0	7.20	5.40	11.80	6.40
PARK COUNTY RE-2	306.47	51,794	4.0	48	0.0	0.0	100.0	5.60	12.00	6.80	12.00
<b>PHILLIPS</b>											
HAXTUN RE-2J	240.85	52,988	2.0	43	0.0	0.0	100.0	18.50	0.00	20.50	0.00
<b>PROWERS</b>											
GRANADA RE-1	208.33	50,000	1.0	34	0.0	0.0	100.0	9.00	0.00	9.00	0.00
HOLLY RE-3	224.90	46,104	2.0	52	0.0	0.0	100.0	15.00	0.00	29.00	0.00
WILEY RE-13 JT	237.75	48,500	2.0	43	0.0	0.0	100.0	7.50	5.50	10.00	5.50
<b>RIO GRANDE</b>											
SARGENT RE-33J	295.96	58,600	2.0	56	0.0	0.0	100.0	5.00	6.50	17.50	13.00
<b>ROUTT</b>											
SOUTH ROUTT RE 3	367.52	70,932	2.3	39	0.0	0.0	100.0	5.20	2.00	8.80	2.00
<b>SAGUACHE</b>											
MOUNTAIN VALLEY RE 1	0.00	0	0.0	0	0.0	0.0	0.0	0.00	0.00	0.00	0.00



COLORADO DEPARTMENT OF EDUCATION  
 FULL-TIME EQUIVALENCE (F.T.E.), AVERAGE SALARY, AND AVERAGE EXPERIENCE  
 OF PRINCIPALS/ASST./ASSOC. (105,106)  
 LEVEL OF EDUCATION

DISTRICT NAME	AVERAGE DAILY RATE	AVERAGE SALARY	FTE	AVERAGE AGE	LEVEL OF EDUCATION			TEACHING EXPERIENCE		EDUCATION EXPERIENCE	
					% LESS THAN BA	% BA	% MA OR HIGHER	INSTATE	OUT-OF-STATE	INSTATE	OUT-OF-STATE
<b>SETTING: Rural</b> (CONT.)											
<b>SAGUACHE</b> (CONT.)											
MOFFAT 2	221.88	41,492	2.1	43	0.0	0.0	100.0	4.40	2.00	6.80	4.00
<b>SAN JUAN</b>											
SILVERTON 1	0.00	0	0.0	0	0.0	0.0	0.0	0.00	0.00	0.00	0.00
<b>SAN MIGUEL</b>											
NORWOOD R-2J	263.71	54,060	1.0	62	0.0	0.0	100.0	4.00	20.00	4.00	20.00
<b>SEDGWICK</b>											
PLATTE VALLEY RE-3	280.30	51,014	1.0	53	0.0	0.0	100.0	0.00	24.00	2.00	24.00
<b>TELLER</b>											
CRIPPLE CREEK-VICTOR RE-1	292.86	53,300	2.0	53	0.0	0.0	100.0	9.50	0.00	9.50	0.00
<b>WASHINGTON</b>											
ARICKAREE R-2	0.00	0	0.0	0	0.0	0.0	0.0	0.00	0.00	0.00	0.00
OTIS R-3	220.83	53,000	1.0	40	0.0	0.0	100.0	3.00	0.00	4.00	0.00
LONE STAR 101	0.00	0	0.0	0	0.0	0.0	0.0	0.00	0.00	0.00	0.00
WOODLIN R-104	335.26	70,420	0.1	39	0.0	0.0	100.0	3.00	0.00	13.00	0.00
<b>WELD</b>											
KEENESBURG RE-3(J)	310.68	73,320	7.1	49	0.0	11.1	88.9	4.56	7.78	8.67	8.11
BRIGGS DALE RE-10	55.49	9,600	0.1	50	0.0	100.0	0.0	26.00	0.00	26.00	0.00
PRAIRIE RE-11	60.78	12,764	0.5	30	0.0	0.0	100.0	6.00	2.00	6.00	2.00
PAWNEE RE-12	0.00	0	0.0	0	0.0	0.0	0.0	0.00	0.00	0.00	0.00
<b>SETTING: Colorado BOCES</b>											
<b>COLORADO BOCES</b>											
EAST CENTRAL BOCES	0.00	0	0.0	0	0.0	0.0	0.0	0.00	0.00	0.00	0.00
MOUNTAIN BOCES	290.06	62,363	1.0	47	0.0	0.0	100.0	20.00	0.00	20.00	0.00
CENTENNIAL BOCES	314.45	72,324	1.0	42	0.0	0.0	100.0	9.00	0.00	18.00	0.00
NORTHEAST BOCES	0.00	0	0.0	0	0.0	0.0	0.0	0.00	0.00	0.00	0.00
PIKES PEAK BOCES	340.91	75,000	1.0	55	0.0	0.0	100.0	16.00	2.00	0.00	0.00
SAN JUAN BOCES	0.00	0	0.0	0	0.0	0.0	0.0	0.00	0.00	0.00	0.00
SAN LUIS VALLEY BOCES	0.00	0	0.0	0	0.0	0.0	0.0	0.00	0.00	0.00	0.00
SOUTH CENTRAL BOCES	0.00	0	0.0	0	0.0	0.0	0.0	0.00	0.00	0.00	0.00
SOUTH PLATTE VALLEY BOCES	<b>AN APPROVED DATA FILE WAS NOT RECEIVED</b>										
SOUTHEASTERN BOCES	0.00	0	0.0	0	0.0	0.0	0.0	0.00	0.00	0.00	0.00
SOUTHWEST BOCES	0.00	0	0.0	0	0.0	0.0	0.0	0.00	0.00	0.00	0.00
NORTHWEST COLO BOCES	0.00	0	0.0	0	0.0	0.0	0.0	0.00	0.00	0.00	0.00
LARIMER BOCES	0.00	0	0.0	0	0.0	0.0	0.0	0.00	0.00	0.00	0.00
ADAMS COUNTY BOCES	0.00	0	0.0	0	0.0	0.0	0.0	0.00	0.00	0.00	0.00
RIO BLANCO BOCES	0.00	0	0.0	0	0.0	0.0	0.0	0.00	0.00	0.00	0.00
EXPEDITIONARY BOCES	0.00	0	0.0	0	0.0	0.0	0.0	0.00	0.00	0.00	0.00
GRAND VALLEY BOCES	0.00	0	0.0	0	0.0	0.0	0.0	0.00	0.00	0.00	0.00
MT EVANS BOCES	0.00	0	0.0	0	0.0	0.0	0.0	0.00	0.00	0.00	0.00
UNCOMPAHGRE BOCES	0.00	0	0.0	0	0.0	0.0	0.0	0.00	0.00	0.00	0.00
SANTA FE TRAIL BOCES	0.00	0	0.0	0	0.0	0.0	0.0	0.00	0.00	0.00	0.00
FRONT RANGE BOCES	0.00	0	0.0	0	0.0	0.0	0.0	0.00	0.00	0.00	0.00
<b>STATE TOTALS</b>	355.14	74,214	2,477.6	46	1.0	10.6	88.4	9.35	2.23	13.17	2.80

