



COLORADO DEPARTMENT OF EDUCATION  
 FULL-TIME EQUIVALENCE (F.T.E.), AVERAGE SALARY, AND AVERAGE EXPERIENCE  
 OF PROGRAM COORD./SUPERVISOR (107,108)  
 LEVEL OF EDUCATION

DISTRICT NAME	AVERAGE DAILY RATE	AVERAGE SALARY	FTE	AVERAGE AGE	LEVEL OF EDUCATION			TEACHING EXPERIENCE		EDUCATION EXPERIENCE	
					% LESS THAN BA	% BA	% MA OR HIGHER	INSTATE	OUT-OF-STATE	INSTATE	OUT-OF-STATE
<b>SETTING: Denver Metro</b>											
<b>ADAMS</b>											
MAPLETON 1	0.00	0	0.0	0	0.0	0.0	0.0	0.00	0.00	0.00	0.00
ADAMS 12 FIVE STAR SCHOOLS	283.93	59,342	4.3	38	0.0	25.0	75.0	3.75	4.75	8.25	5.50
ADAMS COUNTY 14	274.18	51,546	11.2	47	0.0	30.8	69.2	8.31	0.54	11.54	0.54
BRIGHTON 27J	357.66	66,168	2.9	56	0.0	25.0	75.0	19.00	4.75	20.00	4.75
WESTMINSTER 50	337.84	71,622	8.5	45	0.0	50.0	50.0	2.38	0.00	2.63	0.00
<b>ARAPAHOE</b>											
ENGLEWOOD 1	244.99	53,406	2.0	51	0.0	0.0	100.0	0.00	0.00	4.80	0.80
SHERIDAN 2	347.21	64,234	1.0	56	0.0	0.0	100.0	23.00	0.00	24.00	0.00
CHERRY CREEK 5	413.92	95,202	8.0	54	0.0	50.0	50.0	6.13	1.25	16.38	1.63
LITTLETON 6	308.26	78,607	9.0	46	0.0	22.2	77.8	9.33	4.00	10.33	6.11
ADAMS-ARAPAHOE 28J	299.23	74,808	5.0	53	0.0	20.0	80.0	2.40	0.40	4.20	1.00
<b>BOULDER</b>											
ST VRAIN VALLEY RE 1J	416.53	97,051	2.0	53	0.0	0.0	100.0	16.00	0.00	20.50	0.00
BOULDER VALLEY RE 2	270.12	50,512	2.4	45	0.0	33.3	66.7	11.33	3.67	12.00	3.67
<b>DENVER</b>											
DENVER COUNTY 1	333.85	63,431	46.8	46	26.1	10.9	63.0	6.87	1.28	9.41	1.28
<b>DOUGLAS</b>											
DOUGLAS COUNTY RE 1	306.76	70,555	5.8	49	0.0	83.3	16.7	1.67	0.00	1.67	0.00
<b>JEFFERSON</b>											
JEFFERSON COUNTY R-1	256.24	58,678	21.8	44	26.1	26.1	47.8	2.09	0.26	2.74	0.26
<b>SETTING: Urban-Suburban</b>											
<b>EL PASO</b>											
HARRISON 2	271.63	57,042	16.1	48	15.8	42.1	42.1	3.47	0.58	3.53	0.58
WIDEFIELD 3	343.00	67,914	0.5	38	0.0	0.0	100.0	9.00	2.00	11.00	2.00
FOUNTAIN 8	356.36	78,399	1.0	41	0.0	0.0	100.0	9.00	0.00	9.00	0.00
COLORADO SPRINGS 11	338.81	76,233	10.2	49	18.2	9.1	72.7	2.91	0.45	12.36	2.27
CHEYENNE MOUNTAIN 12	0.00	0	0.0	0	0.0	0.0	0.0	0.00	0.00	0.00	0.00
MANITOU SPRINGS 14	246.63	50,558	2.0	43	0.0	0.0	100.0	8.50	7.00	8.50	7.00
ACADEMY 20	309.40	69,615	4.9	52	0.0	60.0	40.0	7.60	1.60	12.60	2.20
LEWIS-PALMER 38	336.06	57,802	2.0	40	0.0	0.0	100.0	0.00	0.00	0.00	0.00
FALCON 49	323.73	69,602	4.9	47	0.0	20.0	80.0	5.20	5.80	8.40	8.20
<b>LARIMER</b>											
POUDRE R-1	296.82	68,269	2.8	47	33.3	33.3	33.3	0.00	0.00	0.00	0.00
THOMPSON R-2J	204.87	53,266	2.8	37	50.0	25.0	25.0	0.00	0.00	3.75	0.00
<b>MESA</b>											
MESA COUNTY VALLEY 51	267.04	56,078	14.8	46	16.7	11.1	72.2	11.56	2.11	17.86	4.07
<b>PUEBLO</b>											
PUEBLO CITY 60	317.07	67,536	5.5	52	0.0	16.7	83.3	14.83	0.00	17.83	0.00
PUEBLO COUNTY RURAL 70	241.65	44,464	5.5	45	16.7	33.3	50.0	8.67	0.67	14.17	0.67
<b>WELD</b>											
GREELEY 6	283.04	73,591	20.4	45	6.9	24.1	69.0	1.28	1.93	5.55	1.93




COLORADO DEPARTMENT OF EDUCATION  
 FULL-TIME EQUIVALENCE (F.T.E.), AVERAGE SALARY, AND AVERAGE EXPERIENCE  
 OF PROGRAM COORD./SUPERVISOR (107,108)  
 LEVEL OF EDUCATION

DISTRICT NAME	AVERAGE DAILY RATE	AVERAGE SALARY	FTE	AVERAGE AGE	LEVEL OF EDUCATION			TEACHING EXPERIENCE		EDUCATION EXPERIENCE		
					% LESS THAN BA	% BA	% MA OR HIGHER	INSTATE	OUT-OF-STATE	INSTATE	OUT-OF-STATE	
<b>SETTING: Outlying City</b>												
<b>ALAMOSA</b>												
ALAMOSA RE-11J	212.70	51,048	1.5	51	100.0	0.0	0.0	0.00	0.00	0.00	0.00	
<b>FREMONT</b>												
CANON CITY RE-1	318.65	60,543	1.0	62	0.0	0.0	100.0	0.00	0.00	14.00	0.00	
<b>GARFIELD</b>												
ROARING FORK RE-1	214.72	44,231	8.7	46	11.1	33.3	55.6	0.22	0.56	3.22	0.56	
<b>LA PLATA</b>												
DURANGO 9-R	171.11	44,659	1.0	49	0.0	0.0	100.0	0.00	0.00	0.00	0.00	
<b>LAS ANIMAS</b>												
TRINIDAD 1	197.32	51,500	1.0	54	0.0	100.0	0.0	31.00	0.00	32.00	0.00	
<b>LOGAN</b>												
VALLEY RE-1	127.22	27,351	3.0	51	0.0	66.7	33.3	3.33	0.00	9.33	0.00	
<b>MOFFAT</b>												
MOFFAT COUNTY RE:NO 1	281.25	51,749	5.1	43	0.0	0.0	100.0	8.67	1.39	9.17	1.39	
<b>MONTEZUMA</b>												
MONTEZUMA-CORTEZ RE-1	226.18	40,487	2.0	54	0.0	50.0	50.0	17.00	0.50	18.50	0.50	
<b>MONTROSE</b>												
MONTROSE COUNTY RE-1J	148.91	26,358	5.0	46	33.3	66.7	0.0	0.00	0.00	0.00	0.00	
<b>MORGAN</b>												
FORT MORGAN RE-3	174.47	34,895	1.8	46	75.0	0.0	25.0	9.50	0.25	10.75	0.25	
<b>OTERO</b>												
EAST OTERO R-1	280.53	72,942	0.4	67	0.0	0.0	100.0	2.00	0.00	41.00	0.00	
<b>PROWERS</b>												
LAMAR RE-2	274.49	52,155	1.1	54	0.0	0.0	100.0	23.50	0.00	23.50	0.00	
<b>ROUTT</b>												
STEAMBOAT SPRINGS RE-2	339.94	80,565	1.0	42	0.0	0.0	100.0	1.00	7.00	12.00	7.00	
<b>SETTING: Outlying Town</b>												
<b>ADAMS</b>												
BENNETT 29J	340.91	75,000	1.0	32	0.0	0.0	100.0	4.00	0.00	6.00	0.00	
<b>ARCHULETA</b>												
ARCHULETA COUNTY 50 JT	270.88	49,573	1.5	49	0.0	50.0	50.0	11.00	6.50	13.00	6.50	
<b>BACA</b>												
SPRINGFIELD RE-4	0.00	0	0.0	0	0.0	0.0	0.0	0.00	0.00	0.00	0.00	
<b>BENT</b>												
LAS ANIMAS RE-1	0.00	0	0.0	0	0.0	0.0	0.0	0.00	0.00	0.00	0.00	
<b>CHAFFEE</b>												
BUENA VISTA R-31	165.14	24,605	2.0	37	0.0	100.0	0.0	5.00	0.00	5.00	0.00	
SALIDA R-32	194.15	33,781	3.0	50	0.0	0.0	100.0	17.75	7.00	18.00	7.00	
<b>CHEYENNE</b>												
CHEYENNE COUNTY RE-5	0.00	0	0.0	0	0.0	0.0	0.0	0.00	0.00	0.00	0.00	
<b>CLEAR CREEK</b>												
CLEAR CREEK RE-1	208.46	39,194	0.5	51	0.0	0.0	100.0	1.00	0.00	1.00	0.00	
<b>CROWLEY</b>												
CROWLEY COUNTY RE-1-J	0.00	0	0.0	0	0.0	0.0	0.0	0.00	0.00	0.00	0.00	




COLORADO DEPARTMENT OF EDUCATION  
 FULL-TIME EQUIVALENCE (F.T.E.), AVERAGE SALARY, AND AVERAGE EXPERIENCE  
 OF PROGRAM COORD./SUPERVISOR (107,108)  
 LEVEL OF EDUCATION

DISTRICT NAME	AVERAGE DAILY RATE	AVERAGE SALARY	FTE	AVERAGE AGE	LEVEL OF EDUCATION			TEACHING EXPERIENCE		EDUCATION EXPERIENCE	
					% LESS THAN BA	% BA	% MA OR HIGHER	INSTATE	OUT-OF-STATE	INSTATE	OUT-OF-STATE
<b>SETTING: Outlying Town (CONT.)</b>											
<b>DELTA</b>											
DELTA COUNTY 50(J)	218.45	43,691	5.5	48	0.0	33.3	66.7	14.22	0.00	14.89	0.00
<b>EAGLE</b>											
EAGLE COUNTY RE 50	406.27	83,286	1.0	47	0.0	0.0	100.0	12.00	7.00	17.00	7.00
<b>FREMONT</b>											
FLORENCE RE-2	146.80	35,232	1.0	39	100.0	0.0	0.0	0.00	0.00	0.00	0.00
<b>GARFIELD</b>											
GARFIELD RE-2	274.12	71,271	2.8	47	0.0	0.0	100.0	11.67	8.00	15.33	8.00
<b>GRAND</b>											
WEST GRAND 1-JT.	0.00	0	0.0	0	0.0	0.0	0.0	0.00	0.00	0.00	0.00
EAST GRAND 2	0.00	0	0.0	0	0.0	0.0	0.0	0.00	0.00	0.00	0.00
<b>GUNNISON</b>											
GUNNISON WATERSHED RE1J	282.98	60,840	1.0	53	0.0	0.0	100.0	3.00	16.00	3.00	16.00
<b>HUERFANO</b>											
HUERFANO RE-1	0.00	0	0.0	0	0.0	0.0	0.0	0.00	0.00	0.00	0.00
<b>KIT CARSON</b>											
BURLINGTON RE-6J	0.00	0	0.0	0	0.0	0.0	0.0	0.00	0.00	0.00	0.00
<b>LAKE</b>											
LAKE COUNTY R-1	204.55	45,000	1.0	28	0.0	0.0	100.0	0.00	0.00	0.00	0.00
<b>LA PLATA</b>											
BAYFIELD 10 JT-R	0.00	0	0.0	0	0.0	0.0	0.0	0.00	0.00	0.00	0.00
<b>LARIMER</b>											
PARK (ESTES PARK) R-3	303.26	69,750	1.0	49	0.0	0.0	100.0	6.00	0.00	9.00	0.00
<b>LINCOLN</b>											
LIMON RE-4J	0.00	0	0.0	0	0.0	0.0	0.0	0.00	0.00	0.00	0.00
<b>MORGAN</b>											
BRUSH RE-2(J)	256.00	57,600	1.0	31	0.0	100.0	0.0	8.00	0.00	8.00	0.00
<b>OTERO</b>											
ROCKY FORD R-2	0.00	0	0.0	0	0.0	0.0	0.0	0.00	0.00	0.00	0.00
FOWLER R-4J	0.00	0	0.0	0	0.0	0.0	0.0	0.00	0.00	0.00	0.00
<b>PHILLIPS</b>											
HOLYOKE RE-1J	0.00	0	0.0	0	0.0	0.0	0.0	0.00	0.00	0.00	0.00
<b>PITKIN</b>											
ASPEN 1	0.00	0	0.0	0	0.0	0.0	0.0	0.00	0.00	0.00	0.00
<b>RIO BLANCO</b>											
MEEKER RE1	0.00	0	0.0	0	0.0	0.0	0.0	0.00	0.00	0.00	0.00
RANGELY RE-4	0.00	0	0.0	0	0.0	0.0	0.0	0.00	0.00	0.00	0.00
<b>RIO GRANDE</b>											
DEL NORTE C-7	0.00	0	0.0	0	0.0	0.0	0.0	0.00	0.00	0.00	0.00
MONTE VISTA C-8	140.69	32,781	1.0	64	0.0	0.0	100.0	8.00	4.00	8.00	4.00
<b>ROUTT</b>											
HAYDEN RE-1	0.00	0	0.0	0	0.0	0.0	0.0	0.00	0.00	0.00	0.00
<b>SAGUACHE</b>											
CENTER 26 JT	288.08	50,124	1.7	39	0.0	66.7	33.3	11.00	0.00	13.00	0.00
<b>SAN MIGUEL</b>											
TELLURIDE R-1	0.00	0	0.0	0	0.0	0.0	0.0	0.00	0.00	0.00	0.00




COLORADO DEPARTMENT OF EDUCATION  
 FULL-TIME EQUIVALENCE (F.T.E.), AVERAGE SALARY, AND AVERAGE EXPERIENCE  
 OF PROGRAM COORD./SUPERVISOR (107,108)  
 LEVEL OF EDUCATION

DISTRICT NAME	AVERAGE DAILY RATE	AVERAGE SALARY	FTE	AVERAGE AGE	LEVEL OF EDUCATION			TEACHING EXPERIENCE		EDUCATION EXPERIENCE	
					% LESS THAN BA	% BA	% MA OR HIGHER	INSTATE	OUT-OF-STATE	INSTATE	OUT-OF-STATE
<b>SETTING: Outlying Town (CONT.)</b>											
<b>SEDGWICK</b>											
JULESBURG RE-1	0.00	0	0.0	0	0.0	0.0	0.0	0.00	0.00	0.00	0.00
<b>SUMMIT</b>											
SUMMIT RE-1	0.00	0	0.0	0	0.0	0.0	0.0	0.00	0.00	0.00	0.00
<b>TELLER</b>											
WOODLAND PARK RE-2	279.64	50,894	2.5	48	0.0	20.0	80.0	12.20	4.40	12.20	4.40
<b>WASHINGTON</b>											
AKRON R-1	164.18	35,134	1.2	54	33.3	33.3	33.3	12.67	0.00	16.67	0.00
<b>WELD</b>											
WELD COUNTY RE-1	170.86	44,424	2.0	53	100.0	0.0	0.0	0.00	0.00	0.00	0.00
EATON RE-2	258.66	50,179	1.2	44	0.0	0.0	100.0	19.00	0.00	20.50	0.00
WINDSOR RE-4	225.55	41,727	1.0	41	0.0	0.0	100.0	14.00	0.00	15.00	0.00
JOHNSTOWN-MILLIKEN RE-5J	0.00	0	0.0	0	0.0	0.0	0.0	0.00	0.00	0.00	0.00
PLATTE VALLEY RE-7	0.00	0	0.0	0	0.0	0.0	0.0	0.00	0.00	0.00	0.00
WELD COUNTY S/D RE-8	245.30	53,965	9.0	43	0.0	18.2	81.8	8.55	1.45	11.82	2.00
AULT-HIGHLAND RE-9	189.01	41,961	1.1	52	100.0	0.0	0.0	0.00	0.00	3.00	0.00
<b>YUMA</b>											
YUMA 1	0.00	0	0.0	0	0.0	0.0	0.0	0.00	0.00	0.00	0.00
WRAY RD-2	0.00	0	0.0	0	0.0	0.0	0.0	0.00	0.00	0.00	0.00
IDALIA RJ-3	0.00	0	0.0	0	0.0	0.0	0.0	0.00	0.00	0.00	0.00
LIBERTY J-4	0.00	0	0.0	0	0.0	0.0	0.0	0.00	0.00	0.00	0.00
<b>COLORADO BOCES</b>											
UTE PASS BOCES	0.00	0	0.0	0	0.0	0.0	0.0	0.00	0.00	0.00	0.00
<b>SETTING: Rural</b>											
<b>ADAMS</b>											
STRASBURG 31J	0.00	0	0.0	0	0.0	0.0	0.0	0.00	0.00	0.00	0.00
<b>ALAMOSA</b>											
SANGRE DE CRISTO RE-22J	190.48	28,000	0.1	27	0.0	100.0	0.0	1.00	0.00	1.00	0.00
<b>ARAPAHOE</b>											
DEER TRAIL 26J	0.00	0	0.0	0	0.0	0.0	0.0	0.00	0.00	0.00	0.00
BYERS 32J	0.00	0	0.0	0	0.0	0.0	0.0	0.00	0.00	0.00	0.00
<b>BACA</b>											
WALSH RE-1	112.24	22,000	0.3	37	0.0	100.0	0.0	0.00	0.00	0.00	0.00
PRITCHETT RE-3	0.00	0	0.0	0	0.0	0.0	0.0	0.00	0.00	0.00	0.00
VILAS RE-5	0.00	0	0.0	0	0.0	0.0	0.0	0.00	0.00	0.00	0.00
CAMPO RE-6	0.00	0	0.0	0	0.0	0.0	0.0	0.00	0.00	0.00	0.00
<b>BENT</b>											
MC CLAVE RE-2	0.00	0	0.0	0	0.0	0.0	0.0	0.00	0.00	0.00	0.00
<b>CHEYENNE</b>											
KIT CARSON R-1	0.00	0	0.0	0	0.0	0.0	0.0	0.00	0.00	0.00	0.00
<b>CONEJOS</b>											
NORTH CONEJOS RE-1J	0.00	0	0.0	0	0.0	0.0	0.0	0.00	0.00	0.00	0.00
SANFORD 6J	0.00	0	0.0	0	0.0	0.0	0.0	0.00	0.00	0.00	0.00
SOUTH CONEJOS RE-10	0.00	0	0.0	0	0.0	0.0	0.0	0.00	0.00	0.00	0.00




COLORADO DEPARTMENT OF EDUCATION  
 FULL-TIME EQUIVALENCE (F.T.E.), AVERAGE SALARY, AND AVERAGE EXPERIENCE  
 OF PROGRAM COORD./SUPERVISOR (107,108)  
 LEVEL OF EDUCATION

DISTRICT NAME	AVERAGE DAILY RATE	AVERAGE SALARY	FTE	LEVEL OF EDUCATION			TEACHING EXPERIENCE		EDUCATION EXPERIENCE		
				AVERAGE AGE	% LESS THAN BA	% MA OR HIGHER	INSTATE	OUT-OF-STATE	INSTATE	OUT-OF-STATE	
<b>SETTING: Rural (CONT.)</b>											
<b>COSTILLA</b>											
CENTENNIAL R-1	0.00	0	0.0	0	0.0	0.0	0.0	0.00	0.00	0.00	0.00
SIERRA GRANDE R-30	0.00	0	0.0	0	0.0	0.0	0.0	0.00	0.00	0.00	0.00
<b>CUSTER</b>											
CUSTER COUNTY SCHOOL DISTRICT	0.00	0	0.0	0	0.0	0.0	0.0	0.00	0.00	0.00	0.00
<b>DOLORES</b>											
DOLORES COUNTY RE NO.2	0.00	0	0.0	0	0.0	0.0	0.0	0.00	0.00	0.00	0.00
<b>ELBERT</b>											
ELIZABETH C-1	238.57	62,028	5.7	46	60.0	10.0	30.0	4.20	0.00	6.70	0.00
KIOWA C-2	0.00	0	0.0	0	0.0	0.0	0.0	0.00	0.00	0.00	0.00
BIG SANDY 100J	0.00	0	0.0	0	0.0	0.0	0.0	0.00	0.00	0.00	0.00
ELBERT 200	0.00	0	0.0	0	0.0	0.0	0.0	0.00	0.00	0.00	0.00
AGATE 300	0.00	0	0.0	0	0.0	0.0	0.0	0.00	0.00	0.00	0.00
<b>EL PASO</b>											
CALHAN RJ-1	0.00	0	0.0	0	0.0	0.0	0.0	0.00	0.00	0.00	0.00
ELLCOTT 22	181.59	37,771	2.5	41	33.3	0.0	66.7	2.67	1.67	3.00	1.67
PEYTON 23 JT	0.00	0	0.0	0	0.0	0.0	0.0	0.00	0.00	0.00	0.00
HANOVER 28	0.00	0	0.0	0	0.0	0.0	0.0	0.00	0.00	0.00	0.00
EDISON 54 JT	216.56	34,000	1.0	46	0.0	0.0	100.0	8.00	5.00	8.00	11.00
MIAMI/YODER 60 JT	0.00	0	0.0	0	0.0	0.0	0.0	0.00	0.00	0.00	0.00
<b>FREMONT</b>											
COTOPAXI RE-3	0.00	0	0.0	0	0.0	0.0	0.0	0.00	0.00	0.00	0.00
<b>GARFIELD</b>											
GARFIELD 16	0.00	0	0.0	0	0.0	0.0	0.0	0.00	0.00	0.00	0.00
<b>GILPIN</b>											
GILPIN COUNTY RE-1	0.00	0	0.0	0	0.0	0.0	0.0	0.00	0.00	0.00	0.00
<b>HINSDALE</b>											
HINSDALE COUNTY RE 1	0.00	0	0.0	0	0.0	0.0	0.0	0.00	0.00	0.00	0.00
<b>HUERFANO</b>											
LA VETA RE-2	0.00	0	0.0	0	0.0	0.0	0.0	0.00	0.00	0.00	0.00
<b>JACKSON</b>											
NORTH PARK R-1	0.00	0	0.0	0	0.0	0.0	0.0	0.00	0.00	0.00	0.00
<b>KIOWA</b>											
EADS RE-1	0.00	0	0.0	0	0.0	0.0	0.0	0.00	0.00	0.00	0.00
PLAINVIEW RE-2	0.00	0	0.0	0	0.0	0.0	0.0	0.00	0.00	0.00	0.00
<b>KIT CARSON</b>											
ARRIBA-FLAGLER C-20	0.00	0	0.0	0	0.0	0.0	0.0	0.00	0.00	0.00	0.00
HI-PLAINS R-23	237.34	37,500	1.0	46	0.0	100.0	0.0	22.00	0.00	22.00	0.00
STRATTON R-4	0.00	0	0.0	0	0.0	0.0	0.0	0.00	0.00	0.00	0.00
BETHUNE R-5	0.00	0	0.0	0	0.0	0.0	0.0	0.00	0.00	0.00	0.00
<b>LA PLATA</b>											
IGNACIO 11 JT	214.89	37,175	2.1	51	33.3	0.0	66.7	5.33	1.67	12.00	1.67
<b>LAS ANIMAS</b>											
PRIMERO REORGANIZED 2	0.00	0	0.0	0	0.0	0.0	0.0	0.00	0.00	0.00	0.00
HOEHNE REORGANIZED 3	0.00	0	0.0	0	0.0	0.0	0.0	0.00	0.00	0.00	0.00



COLORADO DEPARTMENT OF EDUCATION  
 FULL-TIME EQUIVALENCE (F.T.E.), AVERAGE SALARY, AND AVERAGE EXPERIENCE  
 OF PROGRAM COORD./SUPERVISOR (107,108)  
 LEVEL OF EDUCATION

DISTRICT NAME	AVERAGE DAILY RATE	AVERAGE SALARY	FTE	AVERAGE AGE	LEVEL OF EDUCATION			TEACHING EXPERIENCE		EDUCATION EXPERIENCE	
					% LESS THAN BA	% BA	% MA OR HIGHER	INSTATE	OUT-OF-STATE	INSTATE	OUT-OF-STATE
<b>SETTING: Rural</b> (CONT.)											
<b>LAS ANIMAS</b> (CONT.)											
AGUILAR REORGANIZED 6	250.00	45,000	1.0	39	0.0	100.0	0.0	0.00	0.00	0.00	0.00
BRANSON REORGANIZED 82	0.00	0	0.0	0	0.0	0.0	0.0	0.00	0.00	0.00	0.00
KIM REORGANIZED 88	0.00	0	0.0	0	0.0	0.0	0.0	0.00	0.00	0.00	0.00
<b>LINCOLN</b>											
GENOA-HUGO C113	0.00	0	0.0	0	0.0	0.0	0.0	0.00	0.00	0.00	0.00
KARVAL RE-23	174.18	42,500	1.0	39	0.0	0.0	100.0	14.00	0.00	14.00	0.00
<b>LOGAN</b>											
FRENCHMAN RE-3	0.00	0	0.0	0	0.0	0.0	0.0	0.00	0.00	0.00	0.00
BUFFALO RE-4	0.00	0	0.0	0	0.0	0.0	0.0	0.00	0.00	0.00	0.00
PLATEAU RE-5	130.58	33,954	0.4	63	0.0	0.0	100.0	12.00	4.00	35.00	4.00
<b>MESA</b>											
DE BEQUE 49JT	0.00	0	0.0	0	0.0	0.0	0.0	0.00	0.00	0.00	0.00
PLATEAU VALLEY 50	290.20	63,845	0.2	60	0.0	0.0	100.0	21.00	0.00	33.00	0.00
<b>MINERAL</b>											
CREEDE CONSOLIDATED 1	0.00	0	0.0	0	0.0	0.0	0.0	0.00	0.00	0.00	0.00
<b>MONTEZUMA</b>											
DOLORES RE-4A	0.00	0	0.0	0	0.0	0.0	0.0	0.00	0.00	0.00	0.00
MANCOS RE-6	0.00	0	0.0	0	0.0	0.0	0.0	0.00	0.00	0.00	0.00
<b>MONTROSE</b>											
WEST END RE-2	0.00	0	0.0	0	0.0	0.0	0.0	0.00	0.00	0.00	0.00
<b>MORGAN</b>											
WELDON VALLEY RE-20(J)	0.00	0	0.0	0	0.0	0.0	0.0	0.00	0.00	0.00	0.00
WIGGINS RE-50(J)	0.00	0	0.0	0	0.0	0.0	0.0	0.00	0.00	0.00	0.00
<b>OTERO</b>											
MANZANOLA 3J	90.88	16,000	0.2	35	0.0	0.0	100.0	12.00	0.00	12.00	0.00
CHERAW 31	0.00	0	0.0	0	0.0	0.0	0.0	0.00	0.00	0.00	0.00
SWINK 33	0.00	0	0.0	0	0.0	0.0	0.0	0.00	0.00	0.00	0.00
<b>OURAY</b>											
OURAY R-1	0.00	0	0.0	0	0.0	0.0	0.0	0.00	0.00	0.00	0.00
RIDGWAY R-2	0.00	0	0.0	0	0.0	0.0	0.0	0.00	0.00	0.00	0.00
<b>PARK</b>											
PLATTE CANYON 1	295.94	56,229	1.0	44	0.0	0.0	100.0	18.00	0.00	19.00	0.00
PARK COUNTY RE-2	197.96	38,800	1.5	51	0.0	0.0	100.0	26.00	0.00	26.00	0.00
<b>PHILLIPS</b>											
HAXTUN RE-2J	0.00	0	0.0	0	0.0	0.0	0.0	0.00	0.00	0.00	0.00
<b>PROWERS</b>											
GRANADA RE-1	0.00	0	0.0	0	0.0	0.0	0.0	0.00	0.00	0.00	0.00
HOLLY RE-3	0.00	0	0.0	0	0.0	0.0	0.0	0.00	0.00	0.00	0.00
WILEY RE-13 JT	0.00	0	0.0	0	0.0	0.0	0.0	0.00	0.00	0.00	0.00
<b>RIO GRANDE</b>											
SARGENT RE-33J	0.00	0	0.0	0	0.0	0.0	0.0	0.00	0.00	0.00	0.00
<b>ROUTT</b>											
SOUTH ROUTT RE 3	0.00	0	0.0	0	0.0	0.0	0.0	0.00	0.00	0.00	0.00
<b>SAGUACHE</b>											
MOUNTAIN VALLEY RE 1	0.00	0	0.0	0	0.0	0.0	0.0	0.00	0.00	0.00	0.00



COLORADO DEPARTMENT OF EDUCATION  
 FULL-TIME EQUIVALENCE (F.T.E.), AVERAGE SALARY, AND AVERAGE EXPERIENCE  
 OF PROGRAM COORD./SUPERVISOR (107,108)  
 LEVEL OF EDUCATION

DISTRICT NAME	AVERAGE DAILY RATE	AVERAGE SALARY	FTE	LEVEL OF EDUCATION			TEACHING EXPERIENCE		EDUCATION EXPERIENCE		
				AVERAGE AGE	% LESS THAN BA	% MA OR HIGHER	INSTATE	OUT-OF-STATE	INSTATE	OUT-OF-STATE	
<b>SETTING: Rural</b> (CONT.)											
<b>SAGUACHE</b> (CONT.)											
MOFFAT 2	0.00	0	0.0	0	0.0	0.0	0.0	0.00	0.00	0.00	0.00
<b>SAN JUAN</b>											
SILVERTON 1	0.00	0	0.0	0	0.0	0.0	0.0	0.00	0.00	0.00	0.00
<b>SAN MIGUEL</b>											
NORWOOD R-2J	0.00	0	0.0	0	0.0	0.0	0.0	0.00	0.00	0.00	0.00
<b>SEDGWICK</b>											
PLATTE VALLEY RE-3	0.00	0	0.0	0	0.0	0.0	0.0	0.00	0.00	0.00	0.00
<b>TELLER</b>											
CRIPPLE CREEK-VICTOR RE-1	289.98	45,527	2.0	48	0.0	0.0	100.0	22.00	2.50	22.00	2.50
<b>WASHINGTON</b>											
ARICKAREE R-2	0.00	0	0.0	0	0.0	0.0	0.0	0.00	0.00	0.00	0.00
OTIS R-3	0.00	0	0.0	0	0.0	0.0	0.0	0.00	0.00	0.00	0.00
LONE STAR 101	0.00	0	0.0	0	0.0	0.0	0.0	0.00	0.00	0.00	0.00
WOODLIN R-104	0.00	0	0.0	0	0.0	0.0	0.0	0.00	0.00	0.00	0.00
<b>WELD</b>											
KEENESBURG RE-3(J)	311.35	73,478	0.8	46	0.0	0.0	100.0	0.00	0.00	11.00	0.00
BRIGGS DALE RE-10	246.43	42,633	0.4	42	0.0	50.0	50.0	11.00	0.00	11.00	0.00
PRAIRIE RE-11	0.00	0	0.0	0	0.0	0.0	0.0	0.00	0.00	0.00	0.00
PAWNEE RE-12	0.00	0	0.0	0	0.0	0.0	0.0	0.00	0.00	0.00	0.00
<b>SETTING: Colorado BOCES</b>											
<b>COLORADO BOCES</b>											
EAST CENTRAL BOCES	260.52	48,457	1.9	45	0.0	41.7	58.3	11.17	0.08	14.33	0.42
MOUNTAIN BOCES	254.30	50,860	4.0	49	0.0	50.0	50.0	12.75	6.75	13.00	6.75
CENTENNIAL BOCES	242.31	60,092	7.9	43	0.0	0.0	100.0	2.00	2.69	4.00	3.15
NORTHEAST BOCES	287.03	53,102	1.2	48	0.0	33.3	66.7	4.33	0.00	20.67	0.00
PIKES PEAK BOCES	319.26	73,110	2.0	52	0.0	0.0	100.0	7.00	10.00	0.00	0.00
SAN JUAN BOCES	238.91	62,115	0.8	47	0.0	0.0	100.0	14.50	0.50	22.50	0.50
SAN LUIS VALLEY BOCES	157.30	40,899	2.3	42	75.0	0.0	25.0	2.00	2.00	4.25	2.00
SOUTH CENTRAL BOCES	169.72	38,188	2.8	47	0.0	75.0	25.0	5.75	0.00	5.75	0.00
SOUTH PLATTE VALLEY BOCES	AN APPROVED DATA FILE WAS NOT RECEIVED										
SOUTHEASTERN BOCES	250.97	45,174	1.0	0	0.0	0.0	0.0	0.00	0.00	0.00	0.00
SOUTHWEST BOCES	0.00	0	0.0	0	0.0	0.0	0.0	0.00	0.00	0.00	0.00
NORTHWEST COLO BOCES	0.00	0	0.0	0	0.0	0.0	0.0	0.00	0.00	0.00	0.00
LARIMER BOCES	0.00	0	0.0	0	0.0	0.0	0.0	0.00	0.00	0.00	0.00
ADAMS COUNTY BOCES	0.00	0	0.0	0	0.0	0.0	0.0	0.00	0.00	0.00	0.00
RIO BLANCO BOCES	0.00	0	0.0	0	0.0	0.0	0.0	0.00	0.00	0.00	0.00
EXPEDITIONARY BOCES	0.00	0	0.0	0	0.0	0.0	0.0	0.00	0.00	0.00	0.00
GRAND VALLEY BOCES	180.77	47,000	1.0	59	0.0	0.0	100.0	0.00	0.00	3.00	0.00
MT EVANS BOCES	0.00	0	0.0	0	0.0	0.0	0.0	0.00	0.00	0.00	0.00
UNCOMPAHGRE BOCES	0.00	0	0.0	0	0.0	0.0	0.0	0.00	0.00	0.00	0.00
SANTA FE TRAIL BOCES	0.00	0	0.0	0	0.0	0.0	0.0	0.00	0.00	0.00	0.00
FRONT RANGE BOCES	0.00	0	0.0	0	0.0	0.0	0.0	0.00	0.00	0.00	0.00
<b>STATE TOTALS</b>	275.13	58,785	351.9	46	13.7	22.5	63.8	6.52	1.43	9.34	1.66

