


2005-2006: Number of Suspensions and Expulsions Reported for Hispanic Students

COUNTY/DISTRICT	HISPANIC																		
	MALE									FEMALE									
	Classroom Suspension/ Teacher Removal	In School Suspension	Out of School Suspension	Expulsion	Referred to Law Enforcement	Other Action Taken	Habitually Disruptive	Unduplicated Total Count of Students*	Duplicated Total Count of Students**	Classroom Suspension/ Teacher Removal	In School Suspension	Out of School Suspension	Expulsion	Referred to Law Enforcement	Other Action Taken	Habitually Disruptive	Unduplicated Total Count of Students*	Duplicated Total Count of Students**	
VILAS RE-5	0	1	0	0	0	0	0	1	1	0	0	0	0	0	0	0	0	0	
CAMPO RE-6	0	0	0	0	0	0	0	0	0	0	0	0	0	0	0	0	0	0	
BACA Total	1	6	0	0	0	0	0	6	7	0	0	0	0	0	0	0	0	0	
BENT																			
LAS ANIMAS RE-1	10	16	49	1	0	0	0	23	76	0	5	4	1	0	0	0	5	10	
MC CLAVE RE-2	0	2	1	0	0	0	0	3	3	0	1	0	0	0	0	0	1	1	
BENT Total	10	18	50	1	0	0	0	26	79	0	6	4	1	0	0	0	6	11	
BOULDER																			
ST VRAIN VALLEY RE 1J	0	50	334	31	49	0	7	280	471	0	23	152	8	36	0	2	141	221	
BOULDER VALLEY RE 2	0	114	215	5	33	0	0	199	367	0	59	98	2	25	0	0	94	184	
BOULDER Total	0	164	549	36	82	0	7	479	838	0	82	250	10	61	0	2	235	405	
CHAFFEE																			
BUENA VISTA R-31	0	0	7	1	0	24	0	20	32	0	0	2	0	1	2	0	4	5	
SALIDA R-32	0	5	24	0	1	8	0	18	38	0	3	5	0	2	8	0	12	18	
CHAFFEE Total	0	5	31	1	1	32	0	38	70	0	3	7	0	3	10	0	16	23	
CHEYENNE																			
KIT CARSON R-1	0	0	1	0	0	0	0	1	1	0	0	0	0	0	0	0	0	0	
CHEYENNE COUNTY RE-5	0	3	2	0	0	0	0	2	5	0	0	0	0	0	0	0	0	0	
CHEYENNE Total	0	3	3	0	0	0	0	3	6	0	0	0	0	0	0	0	0	0	
CLEAR CREEK																			
CLEAR CREEK RE-1	0	3	7	0	1	0	0	7	11	0	3	0	0	0	0	0	3	3	
CLEAR CREEK Total	0	3	7	0	1	0	0	7	11	0	3	0	0	0	0	0	3	3	
CONEJOS																			
NORTH CONEJOS RE-1J	0	0	66	2	0	0	0	65	68	0	0	31	0	0	0	0	31	31	
SANFORD 6J	0	1	18	0	4	2	0	8	25	0	4	5	0	5	6	0	3	20	
SOUTH CONEJOS RE-10	3	7	31	0	4	2	0	4	47	0	5	17	0	3	0	0	3	25	
CONEJOS Total	3	8	115	2	8	4	0	77	140	0	9	53	0	8	6	0	37	76	



2005-2006: Number of Suspensions and Expulsions Reported for Hispanic Students

COUNTY/DISTRICT	HISPANIC																	
	MALE									FEMALE								
	Classroom Suspension/ Teacher Removal	In School Suspension	Out of School Suspension	Expulsion	Referred to Law Enforcement	Other Action Taken	Habitually Disruptive	Unduplicated Total Count of Students*	Duplicated Total Count of Students**	Classroom Suspension/ Teacher Removal	In School Suspension	Out of School Suspension	Expulsion	Referred to Law Enforcement	Other Action Taken	Habitually Disruptive	Unduplicated Total Count of Students*	Duplicated Total Count of Students**
<u>COSTILLA</u>																		
CENTENNIAL R-1	1	17	2	1	0	24	0	45	45	0	11	4	0	0	18	0	33	33
SIERRA GRANDE R-30	11	1	15	0	0	32	0	28	59	0	0	0	0	0	9	0	7	9
COSTILLA Total	12	18	17	1	0	56	0	73	104	0	11	4	0	0	27	0	40	42
<u>CROWLEY</u>																		
CROWLEY COUNTY RE-1-J	0	6	17	2	2	0	0	7	27	0	3	8	2	6	0	0	6	19
CROWLEY Total	0	6	17	2	2	0	0	7	27	0	3	8	2	6	0	0	6	19
<u>CUSTER</u>																		
CUSTER COUNTY SCHOOL DISTRICT C-1	0	0	0	0	0	0	0	0	0	0	1	0	0	0	0	0	1	1
CUSTER Total	0	0	0	0	0	0	0	0	0	0	1	0	0	0	0	0	1	1
<u>DELTA</u>																		
DELTA COUNTY 50(J)	3	13	69	4	3	9	0	55	101	0	0	17	2	3	0	0	13	22
DELTA Total	3	13	69	4	3	9	0	55	101	0	0	17	2	3	0	0	13	22
<u>DENVER</u>																		
DENVER COUNTY 1	0	2203	4462	74	181	0	1	3428	6921	0	1063	1937	19	86	0	0	1715	3105
DENVER Total	0	2203	4462	74	181	0	1	3428	6921	0	1063	1937	19	86	0	0	1715	3105
<u>DOLORES</u>																		
DOLORES COUNTY RE NO.2	0	2	0	0	0	0	0	1	2	0	2	2	0	0	6	0	9	10
DOLORES Total	0	2	0	0	0	0	0	1	2	0	2	2	0	0	6	0	9	10
<u>DOUGLAS</u>																		
DOUGLAS COUNTY RE 1	0	40	150	16	2	35	0	159	243	0	7	48	3	0	6	0	46	64
DOUGLAS Total	0	40	150	16	2	35	0	159	243	0	7	48	3	0	6	0	46	64
<u>EAGLE</u>																		
EAGLE COUNTY RE 50	0	131	156	6	12	0	0	162	305	37	66	45	0	3	0	0	86	151
EAGLE Total	0	131	156	6	12	0	0	162	305	37	66	45	0	3	0	0	86	151

2005-2006: Number of Suspensions and Expulsions Reported for Hispanic Students


COUNTY/DISTRICT	HISPANIC																	
	MALE									FEMALE								
	Classroom Suspension/ Teacher Removal	In School Suspension	Out of School Suspension	Expulsion	Referred to Law Enforcement	Other Action Taken	Habitually Disruptive	Unduplicated Total Count of Students*	Duplicated Total Count of Students**	Classroom Suspension/ Teacher Removal	In School Suspension	Out of School Suspension	Expulsion	Referred to Law Enforcement	Other Action Taken	Habitually Disruptive	Unduplicated Total Count of Students*	Duplicated Total Count of Students**
ELBERT																		
ELIZABETH C-1	0	6	4	1	0	38	0	26	49	0	1	0	0	0	13	0	13	14
KIOWA C-2	0	1	0	0	0	0	0	1	1	0	2	1	0	0	0	0	2	3
BIG SANDY 100J	0	0	0	1	1	0	0	1	2	0	0	0	0	0	0	0	0	0
ELBERT 200	0	0	0	0	0	0	0	0	0	0	0	0	0	0	0	0	0	0
AGATE 300	0	0	0	0	0	0	0	0	0	0	0	1	0	0	1	0	1	2
ELBERT Total	0	7	4	2	1	38	0	28	52	0	3	2	0	0	14	0	16	19
EL PASO																		
CALHAN RJ-1	0	1	5	0	0	0	0	2	6	0	1	0	0	0	0	0	1	1
HARRISON 2	2	133	94	30	33	4	0	174	296	0	45	54	11	43	11	0	80	164
WIDEFIELD 3	0	5	109	5	36	1	0	81	156	0	4	41	0	8	0	0	34	53
FOUNTAIN 8	0	4	50	4	0	9	0	45	67	1	2	18	2	0	4	0	21	27
COLORADO SPRINGS 11	0	366	697	28	3	58	0	756	1152	0	200	258	4	0	16	0	344	478
CHEYENNE MOUNTAIN 12	1	1	10	0	4	0	0	7	16	0	0	6	1	1	0	0	5	8
MANITOU SPRINGS 14	6	4	2	0	0	0	0	8	12	0	5	3	0	0	0	0	6	8
ACADEMY 20	23	99	92	7	0	0	0	89	221	0	18	18	0	0	0	0	27	36
ELLICOTT 22	7	21	16	0	0	0	0	23	44	6	17	8	1	0	0	0	13	32
PEYTON 23 JT	0	0	0	0	0	0	0	0	0	0	0	0	0	0	0	0	0	0
HANOVER 28	0	5	12	0	0	8	0	15	25	0	1	2	0	0	0	0	2	3
LEWIS-PALMER 38	1	4	11	1	2	0	0	12	19	1	2	10	0	0	0	0	8	13
FALCON 49	0	3	20	4	10	1	1	27	39	0	1	3	1	2	1	0	6	8
EDISON 54 JT	0	1	0	0	0	0	0	1	1	0	0	0	0	0	0	0	0	0
MIAMI/YODER 60 JT	0	0	1	0	0	0	0	1	1	1	0	0	0	0	0	0	1	1
EL PASO Total	40	647	1119	79	88	81	1	1241	2055	9	296	421	20	54	32	0	548	832
FREMONT																		
CANON CITY RE-1	1	2	21	0	0	9	0	25	33	0	0	7	1	0	2	0	10	10
FLORENCE RE-2	0	0	2	0	0	0	0	2	2	0	0	0	1	1	0	0	1	2
COTOPAXI RE-3	0	0	0	1	0	0	0	1	1	0	0	0	0	0	0	0	0	0
FREMONT Total	1	2	23	1	0	9	0	28	36	0	0	7	2	1	2	0	11	12

2005-2006: Number of Suspensions and Expulsions Reported for Hispanic Students

COUNTY/DISTRICT	HISPANIC																		
	MALE									FEMALE									
	Classroom Suspension/ Teacher Removal	In School Suspension	Out of School Suspension	Expulsion	Referred to Law Enforcement	Other Action Taken	Habitually Disruptive	Unduplicated Total Count of Students*	Duplicated Total Count of Students**	Classroom Suspension/ Teacher Removal	In School Suspension	Out of School Suspension	Expulsion	Referred to Law Enforcement	Other Action Taken	Habitually Disruptive	Unduplicated Total Count of Students*	Duplicated Total Count of Students**	
TRINIDAD 1	17	80	82	3	15	52	0	120	249	2	29	34	1	8	26	0	54	100	
PRIMERO REORGANIZED 2	0	31	1	0	0	0	0	24	32	0	12	0	0	0	0	0	10	12	
HOEHNE REORGANIZED 3	1	4	4	0	1	4	0	11	14	0	1	0	0	0	0	0	1	1	
AGUILAR REORGANIZED 6	0	6	1	0	0	8	0	4	15	0	3	2	0	0	4	0	5	9	
BRANSON REORGANIZED 82	0	0	0	0	0	0	0	0	0	0	0	0	0	0	0	0	0	0	
KIM REORGANIZED 88	0	0	0	0	0	0	0	0	0	0	0	0	0	0	0	0	0	0	
LAS ANIMAS Total	18	121	88	3	16	64	0	159	310	2	45	36	1	8	30	0	70	122	
LINCOLN																			
GENOA-HUGO C113	0	0	0	0	0	0	0	0	0	0	3	0	0	0	0	0	2	3	
LIMON RE-4J	0	0	0	0	0	0	0	0	0	0	0	1	0	0	0	0	1	1	
KARVAL RE-23	0	0	0	0	0	0	0	0	0	0	0	0	0	0	0	0	0	0	
LINCOLN Total	0	0	0	0	0	0	0	0	0	0	3	1	0	0	0	0	3	4	
LOGAN																			
VALLEY RE-1	7	18	25	1	1	28	0	42	80	3	8	15	0	0	22	0	24	48	
FRENCHMAN RE-3	2	2	4	0	0	7	0	8	15	0	0	0	0	0	0	0	0	0	
BUFFALO RE-4	0	0	0	0	0	0	0	0	0	0	0	0	0	0	0	0	0	0	
PLATEAU RE-5	0	0	0	0	0	0	0	0	0	0	0	0	0	0	0	0	0	0	
LOGAN Total	9	20	29	1	1	35	0	50	95	3	8	15	0	0	22	0	24	48	
MESA																			
DE BEQUE 49JT	0	1	2	0	1	6	0	3	10	0	0	0	0	0	13	0	6	13	
PLATEAU VALLEY 50	0	16	12	2	0	7	1	7	38	0	14	2	0	0	1	0	5	17	
MESA COUNTY VALLEY 51	0	156	357	25	88	0	7	299	633	0	88	145	6	53	0	0	142	292	
MESA Total	0	173	371	27	89	13	8	309	681	0	102	147	6	53	14	0	153	322	
MINERAL																			
CREEDE CONSOLIDATED 1	0	0	0	0	0	0	0	0	0	0	0	0	0	0	0	0	0	0	
MINERAL Total	0	0	0	0	0	0	0	0	0	0	0	0	0	0	0	0	0	0	
MOFFAT																			
MOFFAT COUNTY RE:NO 1	0	13	7	1	4	0	1	16	26	0	2	1	0	1	0	0	2	4	


2005-2006: Number of Suspensions and Expulsions Reported for Hispanic Students

COUNTY/DISTRICT	HISPANIC																		
	MALE									FEMALE									
	Classroom Suspension/ Teacher Removal	In School Suspension	Out of School Suspension	Expulsion	Referred to Law Enforcement	Other Action Taken	Habitually Disruptive	Unduplicated Total Count of Students*	Duplicated Total Count of Students**	Classroom Suspension/ Teacher Removal	In School Suspension	Out of School Suspension	Expulsion	Referred to Law Enforcement	Other Action Taken	Habitually Disruptive	Unduplicated Total Count of Students*	Duplicated Total Count of Students**	
RIO GRANDE Total	12	28	51	2	14	4	0	78	111	8	13	57	1	7	0	1	70	87	
ROUTT Total	8	8	5	0	2	4	0	8	27	0	0	5	0	2	1	0	5	8	
SAGUACHE Total	6	36	41	1	2	0	0	48	86	1	16	18	0	0	6	0	28	41	
SAN JUAN Total	0	0	0	0	0	0	0	0	0	0	0	2	0	0	0	0	2	2	
SAN MIGUEL Total	0	3	2	0	1	1	0	2	7	0	1	1	0	0	0	0	2	2	
SEDGWICK Total	13	6	1	0	0	0	0	10	20	0	1	0	0	0	0	0	1	1	
SUMMIT Total	0	22	48	1	4	3	1	43	79	0	6	7	0	2	1	0	12	16	



2005-2006: Number of Suspensions and Expulsions Reported for Hispanic Students

COUNTY/DISTRICT	HISPANIC																		
	MALE									FEMALE									
	Classroom Suspension/ Teacher Removal	In School Suspension	Out of School Suspension	Expulsion	Referred to Law Enforcement	Other Action Taken	Habitually Disruptive	Unduplicated Total Count of Students*	Duplicated Total Count of Students**	Classroom Suspension/ Teacher Removal	In School Suspension	Out of School Suspension	Expulsion	Referred to Law Enforcement	Other Action Taken	Habitually Disruptive	Unduplicated Total Count of Students*	Duplicated Total Count of Students**	
IDALIA RJ-3	0	0	0	0	0	0	0	0	0	0	0	0	0	0	0	0	0	0	0
LIBERTY J-4	0	0	0	0	0	0	0	0	0	0	0	0	0	0	0	0	0	0	0
YUMA Total	0	55	34	0	2	9	0	40	100	0	7	5	0	0	0	0	12	12	
<u>COLORADO BOCS</u>																			
MOUNTAIN BOCS	0	0	2	0	0	0	0	1	2	0	0	0	0	0	0	0	0	0	
CENTENNIAL BOCS	0	0	8	0	0	0	0	8	8	0	0	8	0	0	0	0	5	8	
EXPEDITIONARY BOCS	0	0	1	0	0	3	0	4	4	0	0	0	0	0	0	0	0	0	
COLORADO BOCS Total	0	0	11	0	0	3	0	13	14	0	0	8	0	0	0	0	5	8	
<u>CHARTER SCHOOL INSTITUTE</u>	0	0	0	0	0	0	0	0	0	0	0	0	0	0	0	0	0	0	
CHARTER SCHOOL INSTITUTE Total	0	0	0	0	0	0	0	0	0	0	0	0	0	0	0	0	0	0	
STATE Total	752	10936	18948	805	2298	1015	61	17559	34815	280	5016	7878	185	1179	346	9	8566	14893	



* Unduplicated Total Count is a count of students involved in incidents reported on both the Safety and Discipline tables. In this column the student appears only once regardless of how many times the same student appears in the Action Taken columns.

** Duplicated Total Count of Students is a count of students involved in each of the Action Taken columns. In this column the same student may appear in multiple Action Taken columns.