


COLORADO DEPARTMENT OF EDUCATION
PUPIL MEMBERSHIP AND CLASSROOM TEACHER DATA

COUNTY/DISTRICT NAME	PUPIL COUNT	ALL CLASSROOM TEACHERS				SELECTED CLASSROOM TEACHERS	
		F.T.E. TEACHERS	AVERAGE TEACHER SALARY	AVERAGE DAILY RATE	PUPIL/ TEACHER RATIO	F.T.E. TEACHERS	PUPIL/ TEACHER RATIO
ADAMS							
MAPLETON 1	5,595	286.0	46,436	249.65	19.6	229.3	24.4
ADAMS 12 FIVE STAR SCHOOLS	37,341	1,943.3	48,748	264.93	19.2	1,575.8	23.7
ADAMS COUNTY 14	6,838	371.3	45,365	241.30	18.4	290.3	23.6
BRIGHTON 27J	11,589	634.1	43,762	236.55	18.3	504.6	23.0
BENNETT 29J	1,173	63.5	37,997	205.39	18.5	54.6	21.5
STRASBURG 31J	958	55.0	36,830	202.36	17.4	44.0	21.8
WESTMINSTER 50	10,683	665.1	47,562	257.09	16.1	509.8	21.0
ALAMOSA							
ALAMOSA RE-11J	2,148	140.9	42,425	238.34	15.2	116.7	18.4
SANGRE DE CRISTO RE-22J	335	25.3	32,305	208.42	13.2	22.3	15.0
ARAPAHOE							
ENGLEWOOD 1	3,495	205.4	52,868	285.78	17.0	151.8	23.0
SHERIDAN 2	1,613	104.1	43,868	237.12	15.5	75.8	21.3
CHERRY CREEK 5	49,769	2,978.1	54,651	295.41	16.7	2,317.5	21.5
LITTLETON 6	15,989	904.0	51,891	278.98	17.7	716.8	22.3
DEER TRAIL 26J	204	20.3	36,755	204.19	10.1	16.5	12.4
ADAMS-ARAPAHOE 28J	33,831	1,832.3	51,303	274.35	18.5	1,404.7	24.1
BYERS 32J	543	33.7	35,527	198.48	16.1	27.8	19.5
ARCHULETA							
ARCHULETA COUNTY 50 JT	1,689	105.1	41,585	237.63	16.1	85.5	19.8
BACA							
WALSH RE-1	156	18.3	32,602	186.30	8.5	15.9	9.8
PRITCHETT RE-3	71	10.9	27,951	187.59	6.5	9.2	7.8
SPRINGFIELD RE-4	294	27.1	33,509	194.82	10.9	25.2	11.7
VILLAS RE-5	4,424	55.6	37,900	216.57	79.6	48.2	91.8
CAMPO RE-6	64	7.8	25,597	159.98	8.3	7.3	8.8
BENT							
LAS ANIMAS RE-1	553	41.8	33,897	184.22	13.2	35.5	15.6
MC CLAVE RE-2	266	22.1	31,189	191.35	12.0	17.6	15.1
BOULDER							
ST VRAIN VALLEY RE 1J	24,011	1,247.2	44,497	244.49	19.3	1,064.6	22.6

COLORADO DEPARTMENT OF EDUCATION
PUPIL MEMBERSHIP AND CLASSROOM TEACHER DATA

COUNTY/DISTRICT NAME	PUPIL COUNT	ALL CLASSROOM TEACHERS				SELECTED CLASSROOM TEACHERS	
		F.T.E. TEACHERS	AVERAGE TEACHER SALARY	AVERAGE DAILY RATE	PUPIL/ TEACHER RATIO	F.T.E. TEACHERS	PUPIL/ TEACHER RATIO
BOULDER (CONT.) BOULDER VALLEY RE 2	28,171	1,709.8	51,831	277.17	16.5	1,276.0	22.1
CHAFFEE							
BUENA VISTA R-31	988	72.5	36,616	206.87	13.6	53.8	18.4
SALIDA R-32	1,124	77.5	29,722	170.82	14.5	61.0	18.4
CHEYENNE							
KIT CARSON R-1	109	15.2	36,095	208.64	7.2	13.2	8.2
CHEYENNE COUNTY RE-5	236	23.3	33,062	192.22	10.1	20.0	11.8
CLEAR CREEK							
CLEAR CREEK RE-1	1,060	62.8	41,557	233.46	16.9	47.9	22.1
CONEJOS							
NORTH CONEJOS RE-1J	1,205	78.3	38,897	226.15	15.4	68.3	17.7
SANFORD 6J	335	22.8	41,197	271.03	14.7	19.8	16.9
SOUTH CONEJOS RE-10	290	27.9	36,068	235.74	10.4	24.2	12.0
COSTILLA							
CENTENNIAL R-1	237	24.5	34,061	224.09	9.7	20.8	11.4
SIERRA GRANDE R-30	298	23.8	39,152	262.76	12.5	19.8	15.1
CROWLEY							
CROWLEY COUNTY RE-1-J	515	37.4	34,247	226.80	13.8	29.1	17.7
CUSTER							
CUSTER COUNTY SCHOOL DISTRICT	522	39.1	34,813	224.60	13.4	31.7	16.5
DELTA							
DELTA COUNTY 50(J)	5,348	285.9	39,450	226.72	18.7	208.5	25.7
DENVER							
DENVER COUNTY 1	72,633	4,106.5	45,685	252.40	17.7	3,178.3	22.9




COLORADO DEPARTMENT OF EDUCATION
PUPIL MEMBERSHIP AND CLASSROOM TEACHER DATA

COUNTY/DISTRICT NAME	PUPIL COUNT	ALL CLASSROOM TEACHERS				SELECTED CLASSROOM TEACHERS	
		F.T.E. TEACHERS	AVERAGE TEACHER SALARY	AVERAGE DAILY RATE	PUPIL/ TEACHER RATIO	F.T.E. TEACHERS	PUPIL/ TEACHER RATIO
DOLORES							
DOLORES COUNTY RE NO.2	300	25.7	34,459	226.70	11.7	22.7	13.2
DOUGLAS							
DOUGLAS COUNTY RE 1	50,370	2,812.6	49,438	267.23	17.9	2,221.8	22.7
EAGLE							
EAGLE COUNTY RE 50	5,426	388.1	45,637	249.38	14.0	335.8	16.2
ELBERT							
ELIZABETH C-1	3,017	175.3	36,417	199.00	17.2	138.1	21.8
KIOWA C-2	383	33.6	33,316	219.18	11.4	26.2	14.6
BIG SANDY 100J	331	29.9	36,773	229.83	11.1	24.7	13.4
ELBERT 200	265	21.9	35,246	230.36	12.1	17.9	14.8
AGATE 300	61	10.5	29,955	194.51	5.8	8.8	6.9
EL PASO							
CALHAN RJ-1	667	39.9	35,132	215.54	16.7	35.6	18.8
HARRISON 2	11,165	771.1	38,610	213.32	14.5	598.6	18.7
WIDEFIELD 3	8,533	514.9	43,225	240.14	16.6	401.1	21.3
FOUNTAIN 8	6,152	362.2	42,646	228.05	17.0	271.1	22.7
COLORADO SPRINGS 11	30,081	1,879.1	44,914	245.43	16.0	1,480.0	20.3
CHEYENNE MOUNTAIN 12	4,786	302.7	42,949	235.98	15.8	229.3	20.9
MANITOU SPRINGS 14	1,362	91.6	39,550	214.95	14.9	70.3	19.4
ACADEMY 20	21,204	1,283.6	43,310	236.67	16.5	1,031.0	20.6
ELLCOTT 22	976	64.3	33,465	204.06	15.2	52.2	18.7
PEYTON 23 JT	680	42.7	34,635	222.02	15.9	33.7	20.2
HANOVER 28	301	24.1	34,327	220.05	12.5	20.8	14.5
LEWIS-PALMER 38	5,977	389.0	42,236	229.54	15.4	308.0	19.4
FALCON 49	12,256	667.3	38,716	212.73	18.4	530.2	23.1
EDISON 54 JT	155	10.8	34,759	221.40	14.4	9.5	16.3
MIAMI/YODER 60 JT	366	22.9	37,727	235.80	15.9	20.1	18.2
FREMONT							
CANON CITY RE-1	3,878	244.9	45,120	247.91	15.8	187.5	20.7
FLORENCE RE-2	1,739	108.1	41,376	231.15	16.1	87.0	20.0

COLORADO DEPARTMENT OF EDUCATION
PUPIL MEMBERSHIP AND CLASSROOM TEACHER DATA

COUNTY/DISTRICT NAME	PUPIL COUNT	ALL CLASSROOM TEACHERS				SELECTED CLASSROOM TEACHERS	
		F.T.E. TEACHERS	AVERAGE TEACHER SALARY	AVERAGE DAILY RATE	PUPIL/ TEACHER RATIO	F.T.E. TEACHERS	PUPIL/ TEACHER RATIO
FREMONT (CONT.)							
COTOPAXI RE-3	316	26.1	36,455	236.72	12.1	22.8	13.9
GARFIELD							
ROARING FORK RE-1	5,040	347.5	44,806	243.51	14.5	294.5	17.1
GARFIELD RE-2	4,270	248.3	40,891	219.84	17.2	210.1	20.3
GARFIELD 16	1,174	66.9	42,250	229.62	17.6	57.8	20.3
GILPIN							
GILPIN COUNTY RE-1	414	31.4	42,688	273.64	13.2	24.4	17.0
GRAND							
WEST GRAND 1-JT.	482	38.7	36,686	200.47	12.5	32.7	14.8
EAST GRAND 2	1,338	99.5	41,220	259.25	13.4	76.9	17.4
GUNNISON							
GUNNISON WATERSHED RE1J	1,721	128.3	39,847	229.01	13.4	102.4	16.8
HINSDALE							
HINSDALE COUNTY RE 1	91	10.4	31,593	210.62	8.8	7.9	11.6
HUERFANO							
HUERFANO RE-1	700	51.6	35,679	231.68	13.6	43.7	16.0
LA VETA RE-2	293	23.7	34,963	227.03	12.4	20.2	14.5
JACKSON							
NORTH PARK R-1	248	19.5	37,624	230.82	12.7	15.8	15.7
JEFFERSON							
JEFFERSON COUNTY R-1	86,208	4,809.3	50,590	270.54	17.9	3,740.7	23.0
KIOWA							
EADS RE-1	177	18.8	33,556	223.71	9.4	15.8	11.2



COLORADO DEPARTMENT OF EDUCATION
PUPIL MEMBERSHIP AND CLASSROOM TEACHER DATA

COUNTY/DISTRICT NAME	PUPIL COUNT	ALL CLASSROOM TEACHERS				SELECTED CLASSROOM TEACHERS	
		F.T.E. TEACHERS	AVERAGE TEACHER SALARY	AVERAGE DAILY RATE	PUPIL/ TEACHER RATIO	F.T.E. TEACHERS	PUPIL/ TEACHER RATIO
KIOWA (CONT.)							
PLAINVIEW RE-2	66	8.8	32,577	211.54	7.5	8.2	8.0
KIT CARSON							
ARRIBA-FLAGLER C-20	186	19.0	37,041	206.94	9.8	16.8	11.0
HI-PLAINS R-23	112	15.7	32,309	204.49	7.1	13.6	8.2
STRATTON R-4	250	21.7	31,189	176.21	11.5	17.7	14.1
BETHUNE R-5	128	14.6	35,690	198.28	8.8	13.6	9.4
BURLINGTON RE-6J	765	51.7	34,700	192.78	14.8	42.7	17.9
LAKE							
LAKE COUNTY R-1	1,189	69.6	34,816	189.22	17.1	52.6	22.6
LA PLATA							
DURANGO 9-R	4,789	321.5	43,105	235.55	14.9	252.1	19.0
BAYFIELD 10 JT-R	1,311	83.4	41,201	236.79	15.7	69.0	19.0
IGNACIO 11 JT	791	63.9	39,411	225.20	12.4	51.9	15.2
LARIMER							
POUDRE R-1	25,430	1,468.0	45,529	244.78	17.3	1,116.3	22.8
THOMPSON R-2J	15,310	821.9	44,031	238.00	18.6	640.2	23.9
PARK (ESTES PARK) R-3	1,272	81.8	46,793	254.31	15.6	66.3	19.2
LAS ANIMAS							
TRINIDAD 1	1,553	87.0	38,446	234.43	17.9	72.1	21.5
PRIMERO REORGANIZED 2	234	20.9	37,303	257.26	11.2	18.0	13.0
HOEHNE REORGANIZED 3	360	24.3	43,031	296.77	14.8	21.0	17.1
AGUILAR REORGANIZED 6	161	15.0	31,842	179.90	10.7	13.0	12.4
BRANSON REORGANIZED 82	916	57.9	40,228	261.22	15.8	53.7	17.1
KIM REORGANIZED 88	62	11.0	24,118	164.07	5.6	10.3	6.0
LINCOLN							
GENOA-HUGO C113	208	19.5	32,084	198.05	10.7	16.5	12.6
LIMON RE-4J	524	35.8	35,713	224.61	14.6	28.7	18.3
KARVAL RE-23	220	18.0	29,021	190.93	12.2	15.5	14.2
LOGAN							
VALLEY RE-1	2,496	157.9	37,601	212.43	15.8	122.5	20.4

COLORADO DEPARTMENT OF EDUCATION
PUPIL MEMBERSHIP AND CLASSROOM TEACHER DATA


COUNTY/DISTRICT NAME	PUPIL COUNT	ALL CLASSROOM TEACHERS				SELECTED CLASSROOM TEACHERS	
		F.T.E. TEACHERS	AVERAGE TEACHER SALARY	AVERAGE DAILY RATE	PUPIL/TEACHER RATIO	F.T.E. TEACHERS	PUPIL/TEACHER RATIO
LOGAN (CONT.)							
FRENCHMAN RE-3	211	20.3	34,289	214.31	10.4	16.8	12.6
BUFFALO RE-4	297	24.6	38,444	220.94	12.1	19.1	15.6
PLATEAU RE-5	167	18.3	34,798	193.32	9.1	16.0	10.5
MESA							
DE BEQUE 49JT	178	21.0	34,045	191.26	8.5	17.0	10.5
PLATEAU VALLEY 50	485	32.1	38,769	214.19	15.1	27.8	17.4
MESA COUNTY VALLEY 51	21,197	1,205.4	45,505	244.65	17.6	924.0	22.9
MINERAL							
CREEDE CONSOLIDATED 1	136	20.0	39,573	271.05	6.8	17.0	8.0
MOFFAT							
MOFFAT COUNTY RE:NO 1	2,396	141.2	45,879	249.34	17.0	110.7	21.6
MONTEZUMA							
MONTEZUMA-CORTEZ RE-1	3,067	212.4	37,229	207.98	14.4	164.1	18.7
DOLORES RE-4A	756	56.0	36,063	204.90	13.5	42.9	17.6
MANCOS RE-6	422	34.6	36,422	205.77	12.2	29.1	14.5
MONTROSE							
MONTROSE COUNTY RE-1J	6,174	369.0	41,869	236.55	16.7	285.9	21.6
WEST END RE-2	353	29.6	36,565	210.14	11.9	26.0	13.6
MORGAN							
BRUSH RE-2(J)	1,577	104.3	35,484	193.90	15.1	84.3	18.7
FORT MORGAN RE-3	3,277	212.9	37,138	200.75	15.4	171.2	19.1
WELDON VALLEY RE-20(J)	207	18.3	35,596	225.29	11.3	16.1	12.9
WIGGINS RE-50(J)	604	40.1	35,002	187.18	15.1	34.0	17.8
OTERO							
EAST OTERO R-1	1,458	100.8	36,242	200.23	14.5	83.6	17.4
ROCKY FORD R-2	840	65.4	34,196	193.20	12.8	51.1	16.4
MANZANOLA 3J	211	22.6	35,449	204.91	9.3	18.7	11.3

COLORADO DEPARTMENT OF EDUCATION
PUPIL MEMBERSHIP AND CLASSROOM TEACHER DATA

COUNTY/DISTRICT NAME	PUPIL COUNT	ALL CLASSROOM TEACHERS				SELECTED CLASSROOM TEACHERS	
		F.T.E. TEACHERS	AVERAGE TEACHER SALARY	AVERAGE DAILY RATE	PUPIL/TEACHER RATIO	F.T.E. TEACHERS	PUPIL/TEACHER RATIO
OTERO (CONT.)							
FOWLER R-4J	396	31.7	32,432	185.32	12.5	25.8	15.3
CHERAW 31	198	20.9	34,099	233.55	9.5	16.4	12.1
SWINK 33	382	30.0	36,745	205.28	12.7	24.8	15.4
OURAY							
OURAY R-1	285	22.5	39,920	228.11	12.7	17.8	16.0
RIDGWAY R-2	332	29.4	38,314	217.69	11.3	23.6	14.0
PARK							
PLATTE CANYON 1	1,345	74.5	41,857	226.25	18.1	56.7	23.7
PARK COUNTY RE-2	672	51.5	34,636	226.38	13.0	39.6	17.0
PHILLIPS							
HOLYOKE RE-1J	574	47.2	35,701	187.90	12.2	39.2	14.6
HAXTUN RE-2J	310	22.9	34,571	188.91	13.5	19.3	16.1
PITKIN							
ASPEN 1	1,605	133.3	51,608	278.96	12.0	111.4	14.4
PROWERS							
GRANADA RE-1	263	25.5	32,408	178.06	10.3	22.9	11.5
LAMAR RE-2	1,720	111.8	36,167	200.93	15.4	90.1	19.1
HOLLY RE-3	318	26.8	31,429	196.43	11.9	22.0	14.5
WILEY RE-13 JT	292	25.4	32,607	181.15	11.5	21.4	13.6
PUEBLO							
PUEBLO CITY 60	17,933	1,110.8	45,376	247.95	16.1	872.9	20.5
PUEBLO COUNTY RURAL 70	8,771	468.2	41,185	223.83	18.7	369.8	23.7
RIO BLANCO							
MEEKER RE1	678	39.1	44,400	241.30	17.3	35.1	19.3
RANGELY RE-4	478	29.0	37,820	210.11	16.5	24.0	19.9
RIO GRANDE							
DEL NORTE C-7	622	51.4	36,222	241.48	12.1	42.4	14.7

COLORADO DEPARTMENT OF EDUCATION
PUPIL MEMBERSHIP AND CLASSROOM TEACHER DATA

COUNTY/DISTRICT NAME	PUPIL COUNT	ALL CLASSROOM TEACHERS				SELECTED CLASSROOM TEACHERS	
		F.T.E. TEACHERS	AVERAGE TEACHER SALARY	AVERAGE DAILY RATE	PUPIL/ TEACHER RATIO	F.T.E. TEACHERS	PUPIL/ TEACHER RATIO
RIO GRANDE (CONT.)							
MONTE VISTA C-8	1,186	86.7	38,670	220.97	13.7	71.5	16.6
SARGENT RE-33J	464	31.8	35,877	206.19	14.6	29.2	15.9
ROUTT							
HAYDEN RE-1	448	35.5	42,731	240.06	12.6	26.6	16.8
STEAMBOAT SPRINGS RE-2	2,087	147.5	44,829	242.32	14.1	116.0	18.0
SOUTH ROUTT RE 3	457	30.7	39,588	221.16	14.9	25.1	18.2
SAGUACHE							
MOUNTAIN VALLEY RE 1	129	19.5	31,638	224.38	6.6	16.9	7.6
MOFFAT 2	220	24.7	34,066	221.21	8.9	21.5	10.2
CENTER 26 JT	624	53.8	34,563	197.51	11.6	44.8	13.9
SAN JUAN							
SILVERTON 1	66	8.8	34,731	192.95	7.5	8.4	7.9
SAN MIGUEL							
TELLURIDE R-1	653	57.7	44,977	245.78	11.3	46.7	14.0
NORWOOD R-2J	276	23.6	38,548	214.15	11.7	18.8	14.7
SEDGWICK							
JULESBURG RE-1	288	20.4	41,960	237.06	14.1	16.4	17.5
PLATTE VALLEY RE-3	106	16.0	31,845	200.28	6.6	13.5	7.9
SUMMIT							
SUMMIT RE-1	2,998	205.8	49,965	276.05	14.6	165.7	18.1
TELLER							
CRIPPLE CREEK-VICTOR RE-1	564	38.7	36,788	234.32	14.6	31.6	17.8
WOODLAND PARK RE-2	2,988	189.2	42,612	240.75	15.8	155.9	19.2
WASHINGTON							
AKRON R-1	448	34.8	35,477	196.01	12.9	29.6	15.2



COLORADO DEPARTMENT OF EDUCATION
PUPIL MEMBERSHIP AND CLASSROOM TEACHER DATA

COUNTY/DISTRICT NAME	PUPIL COUNT	ALL CLASSROOM TEACHERS				SELECTED CLASSROOM TEACHERS	
		F.T.E. TEACHERS	AVERAGE TEACHER SALARY	AVERAGE DAILY RATE	PUPIL/ TEACHER RATIO	F.T.E. TEACHERS	PUPIL/ TEACHER RATIO
WASHINGTON (CONT.)							
ARICKAREE R-2	116	13.2	34,201	207.28	8.8	10.1	11.5
OTIS R-3	214	19.0	31,512	177.03	11.3	15.3	14.0
LONE STAR 101	106	14.3	32,997	217.09	7.4	11.9	8.9
WOODLIN R-104	98	13.9	29,484	182.00	7.1	10.5	9.3
WELD							
WELD COUNTY RE-1	1,868	152.7	41,291	223.19	12.2	120.6	15.5
EATON RE-2	1,708	97.4	38,207	207.65	17.5	83.9	20.4
KEENESBURG RE-3(J)	2,088	143.6	37,626	207.88	14.5	115.5	18.1
WINDSOR RE-4	3,689	222.2	40,514	218.99	16.6	171.1	21.6
JOHNSTOWN-MILLIKEN RE-5J	2,757	159.0	41,741	225.63	17.3	129.9	21.2
GREELEY 6	18,178	1,073.1	45,514	247.36	16.9	815.7	22.3
PLATTE VALLEY RE-7	1,145	79.6	40,957	228.81	14.4	65.0	17.6
WELD COUNTY S/D RE-8	2,506	150.8	37,256	204.70	16.6	120.9	20.7
AULT-HIGHLAND RE-9	853	60.7	36,471	200.39	14.1	47.4	18.0
BRIGGS DALE RE-10	145	17.2	34,423	198.98	8.5	15.5	9.3
PRAIRIE RE-11	150	17.3	31,852	208.19	8.7	13.8	10.8
PAWNEE RE-12	109	17.7	35,594	205.74	6.1	13.9	7.8
YUMA							
YUMA 1	866	64.6	34,527	190.76	13.4	54.4	15.9
WRAY RD-2	688	53.4	32,936	178.03	12.9	43.5	15.8
IDALIA RJ-3	162	17.3	34,780	203.39	9.4	14.1	11.5
LIBERTY J-4	94	14.5	30,614	201.41	6.5	12.4	7.6
COLORADO BOCES							
EAST CENTRAL BOCES	0	6.0	37,302	200.55	0.0	0.4	0.0
MOUNTAIN BOCES	156	24.6	41,799	224.73	6.3	7.1	21.9
CENTENNIAL BOCES	119	18.0	36,996	199.98	6.6	7.1	16.7
NORTHEAST BOCES	0	3.6	42,166	227.93	0.0	0.0	0.0
PIKES PEAK BOCES	0	23.7	36,078	198.23	0.0	5.1	0.0
SAN JUAN BOCES	0	3.6	38,619	213.36	0.0	0.0	0.0
SAN LUIS VALLEY BOCES	0	17.2	30,976	175.01	0.0	0.0	0.0
SOUTH CENTRAL BOCES	0	5.1	24,440	174.57	0.0	2.3	0.0
SOUTHEASTERN BOCES	0	1.0	33,157	184.21	0.0	0.0	0.0
SOUTHWEST BOCES	0	5.0	28,390	101.39	0.0	5.0	0.0
NORTHWEST COLO BOCES	12	4.7	36,392	202.18	2.6	4.0	3.0
LARIMER BOCES	0	0.0	0	0.00	0.0	0.0	0.0

COLORADO DEPARTMENT OF EDUCATION
PUPIL MEMBERSHIP AND CLASSROOM TEACHER DATA

COUNTY/DISTRICT NAME	PUPIL COUNT	ALL CLASSROOM TEACHERS				SELECTED CLASSROOM TEACHERS	
		F.T.E. TEACHERS	AVERAGE TEACHER SALARY	AVERAGE DAILY RATE	PUPIL/ TEACHER RATIO	F.T.E. TEACHERS	PUPIL/ TEACHER RATIO
COLORADO BOCES (CONT.)							
ADAMS COUNTY BOCES	0	0.0	0	0.00	0.0	0.0	0.0
RIO BLANCO BOCES	0	8.0	39,616	217.67	0.0	1.0	0.0
EXPEDITIONARY BOCES	336	20.2	44,931	236.48	16.6	15.2	22.1
GRAND VALLEY BOCES	0	0.0	0	0.00	0.0	0.0	0.0
MT EVANS BOCES	0	0.0	0	0.00	0.0	0.0	0.0
UNCOMPAHGRE BOCES	0	2.0	40,533	289.52	0.0	0.0	0.0
SANTA FE TRAIL BOCES	0	5.0	36,183	202.14	0.0	0.0	0.0
FRONT RANGE BOCES	0	0.0	0	0.00	0.0	0.0	0.0
UTE PASS BOCES	0	0.0	0	0.00	0.0	0.0	0.0
NONE							
CHARTER SCHOOL INSTITUTE	2,735	167.1	34,203	180.97	16.4	142.3	19.2
STATE TOTALS	794,026	46,973.1	45,831	250.30	16.9	36,943.4	21.5

